

Table of Contents

Model Detail	11
Model	11
DevelopmentModels	11
<<Sea>>21090DataSuppor	11
ActorsReusable	12
Information Modeler.....	12
Software Engineer.....	14
System Architect.....	15
CombinedUseCases-Community	16
Browser	18
Data Type Repository.....	18
ECCF Repository.....	19
Import	19
Information Model Repository.....	20
Information Modeler.....	21
Interoperate	21
Localize	22
Register Datatypes.....	23
Software Engineer.....	24
System Architect.....	24
UML tool.....	25
XML Mapping	25
Information Modeler.....	26
Signal1	26
KmServices	27
Knowledge Management Services	28
Data Type Repository	29
21090 DataTypes.....	30
Non-21090 DataTypes	30
Information Model Repoistory	31
Metadata Browser.....	32
UML Tool	33
Sources	37
INIT1SD2.pm7 - CQL 2.0 Enhancements	37
INIT1SD2.pm7 - CQL 2.0 Enhancements.....	38
Init1dbw6.pm8.U0 - Support caB2B to integrate services on caGrid	39
Init1dbw6.pm8.U0 - Support caB2B to integrate services on caGrid	40
Init1hm2.pm6 - Reuse or create new data elements at runtime	40
Init1hm2.pm6 - Reuse or create new data elements at runtime.....	41
Init1pm1.pm1 - ICR IRWG Requirements - Model Loading	43
Init1pm1.pm1 - ICR IRWG Requirements - Model Loading	43
Init1pm11.pm3 - LS DAM refinement and utilization	44
Init1pm11.pm3 - LS DAM refinement and utilization	45

Init1pm16.pm4 - 21090 Datatype Support	47
Init1pm16.pm4 - 21090 Datatype Support	48
Init1pm5.pm2 - Data rollback functionality	50
Init1pm5.pm2 - Data rollback functionality	51
Init6pm23.pm5 - Brain Tumor in silico study - Pathology and Radiology data models	52
Init6pm23.pm5 - Brain Tumor in silico study - Pathology and Radiology data models	53
TxServices	55
Translate Service.....	56
Translator Toolkit	57
VaServices	58
Validation Service.....	59
ECCF Repository.....	59
VaServices	60
Use Case Model	60
Access Compatibility Review Artifacts.....	61
Add Associations.....	61
Add Attributes.....	62
Add Classes.....	63
Add Enumerations.....	63
Agile Metadata Management.....	64
Annotate Model	64
Associate Algorithm Metadata with Analytical Results	65
Associate Study Design Data Elements	66
Associates Input Parameter Data Elements	66
Create Data Element in Local Data Collection Tool.....	67
Derive Implementation Model.....	67
Discover Metadata.....	69
Discover Service Based on Amount of Available Data	70
Discover Service Based on Complexity of Queries Supported.....	70
Discover Service Based on Data Information	71
Discover Service Based on Data Size	72
Discover Service to Fulfill Data Query	72
Discover Services.....	73
Discover Systems with Localized Datatypes	73
Exchange Localized Data.....	74
Extend Algorithm Metadata	74
Extend Analytical Provenance Model	75
Extend Research Methodology Model.....	75
Fetch Entire Information Model.....	76
Find CDE via Typeahead	77
Find Information Model Touchpoints	77
Generate Code.....	78
Generate Compatibility Review Artifacts	78
Generate DAM Mapping Document.....	79

Generate ISO 21090 Wrapper Service	79
Generate Localized Datatype XML Mapping	80
Import Analysis Model into Modeling Tool	80
Import Datatypes into Modeling Tool	81
Interoperate on Datatypes	81
Load Entire Information Model.....	82
Load Information Model.....	83
Localize Datatypes	84
Manage Metadata.....	85
Model Algorithm Metadata.....	86
Model Analytical Provenance	86
Model Metadata.....	87
Model Metadata Dynamically in Local Data Collection Tool	89
Model Research Methodology	90
Refine Analysis Model in Modeling Tool.....	90
Refine Associations	91
Refine Classes	92
Refine Datatypes.....	93
Refine Enumerations	93
Refine Multiplicities.....	94
Refine Names.....	95
Register DAM-derived Implementation Model	95
Register Data Elements Locally.....	96
Register Localized Datatypes	96
Register Metadata	97
Remove Metadata	98
Reuse Dynamically Created Data Elements from Data Collection Tool	98
Reuse Metadata	99
Rollback Metadata Load.....	100
Search Metadata	100
Search for CDEs.....	101
Share Dynamically Created Metadata	102
Share Metadata	102
Transform Metadata	103
Actors	103
Compatibility Reviewer	104
Information Modeler	104
Traceability Model	105
INIT1SD13.pm23 - Ontology enabled indexing of literature	106
INIT1SD13.pm23 - Ontology enabled indexing of literature	107
INIT1SD2.pm7 - CQL 2.0 Enhancements	108
INIT1SD2.pm7 - CQL 2.0 Enhancements	109
INIT1SD6 - Standardized annotations of UML associations names-concepts ..	111
INIT1SD6 - Standardized annotations of UML associations names-concepts.	111
Init1SD40 - Statistical computing environment and sharable metadata for statistical practice	112

Init1SD40 - Statistical computing environment and sharable metadata for statistical practice	113
Init1bes1.pm9.U0 - Compare Semantic Metadata	113
Init1bes1.pm9.U0 - Compare Semantic Metadata.....	114
Init1bes10.pm17 - Ability to share a link to a CDE	115
Init1bes10.pm17 - Ability to share a link to a CDE.....	116
Init1bes4.pm10.U0 - SIW Enhancement	117
Init1bes4.pm10.U0 - SIW Enhancement	118
Init1bes6.pm26.U0 - Metadata Browser Functionalities	119
Init1bes6.pm26.U0 - Metadata Browser Functionalities	120
Init1bes8.pm30.U0 - CDE ObjectClass interdependency	122
Init1bes8.pm30.U0 - CDE ObjectClass interdependency	122
Init1bes9.pm11 - Common Harmonization and Forms Creation	123
Init1bes9.pm11 - Common Harmonization and Forms Creation.....	124
Init1dbw6.pm8.U0 - Support caB2B to integrate services on caGrid	126
Init1dbw6.pm8.U0 - Support caB2B to integrate services on caGrid	127
Init1dbw7.pm19 - Structured Eligibility Criteria	130
Init1dbw7.pm19 - Structured Eligibility Criteria	131
Init1hm1.pm25 - ICR IRWG requirements	133
Init1hm1.pm25 - ICR IRWG requirements.....	133
Init1hm2.pm6 - Reuse or create new data elements at runtime	135
Init1hm2.pm6 - Reuse or create new data elements at runtime	136
Init1hm4.pm28 - Reuse of Metadata	138
Init1hm4.pm28 - Reuse of Metadata	139
Init1hm6.pm18 - CDE service to return enumerations by reference	140
Init1hm6.pm18 - CDE service to return enumerations by reference	141
Init1pm1.pm1 - ICR IRWG Requirements - Model Loading	143
Init1pm1.pm1 - ICR IRWG Requirements - Model Loading.....	143
Init1pm10.pm20 - Expose underlying Tool functionality as Services	145
Init1pm10.pm20 - Expose underlying Tool functionality as Services	146
Init1pm11.pm3 - LS DAM refinement and utilization	147
Init1pm11.pm3 - LS DAM refinement and utilization.....	147
Init1pm13.pm14 - Medidata	150
Init1pm13.pm14 - Medidata.....	150
Init1pm16.pm4 - 21090 Datatype Support	152
Init1pm16.pm4 - 21090 Datatype Support.....	153
Init1pm2 - Need for a Content Driven (Clinician Friendly) Browser	155
Init1pm2 - Need for a Content Driven (Clinician Friendly) Browser	156
Init1pm24.pm15 - ICR-caIntegrator2	157
Init1pm24.pm15 - ICR-caIntegrator2	158
Init1pm3.pm27 - Search for semantics from different View points	159
Init1pm3.pm27 - Search for semantics from different View points.....	160
Init1pm4.pm29 - Cross-cutting semantic searches	161
Init1pm4.pm29 - Cross-cutting semantic searches.....	162
Init1pm5.pm2 - Data rollback functionality	163
Init1pm5.pm2 - Data rollback functionality	164

Init1pm9.pm16 - Automate	165
Init1pm9.pm16 - Automate	166
Init3dbw2.pm21 - Provenance metadata to support Semantic Workflows	168
Init3dbw2.pm21 - Provenance metadata to support Semantic Workflows	168
Init4hm1 - RDF triple store backend for LexEVS	173
Init4hm1 - RDF triple store backend for LexEVS	174
Init6pm23.pm5 - Brain Tumor in silico study - Pathology and Radiology data models	175
Init6pm23.pm5 - Brain Tumor in silico study - Pathology and Radiology data models.....	176
Init8pm25.pm24 - Support for Reusable Modules of Forms	178
Init8pm25.pm24 - Support for Reusable Modules of Forms	179
InitotherSD75 - TCGA-Integration	180
InitotherSD75 - TCGA-Integration	181
Otherhm1.pm12 - Generation of Forms	182
Otherhm1.pm12 - Generation of Forms.....	182
Otherhm2.pm13 - Forms Annotations	185
Otherhm2.pm13 - Forms Annotations	186
init1hm2.pm22.U0 - NCI level vocabulary services for Diseases and Interventions	187
init1hm2.pm22.U0 - NCI level vocabulary services for Diseases and Interventions	188
Use Case Model	190
Analyze Data.....	190
Evaluate Structured Eligibility Criteria.....	192
Mine Forms-based Data	192
Support Statistical Computing Analysis	193
Develop Form with Common Tooling	194
Add Form Behavior.....	195
Add Form Structure	196
Build Persistence Model	196
Build Web Front-end.....	197
Export Deployable Form-based Data Collection System.....	197
Discover Metadata	198
Exchange Data Defined by Metadata	201
Exchange Localized Data	201
Fetch Metadata.....	201
Fetch Entire Form Metadata	203
Fetch Entire Information Model.....	204
Fetch Externally Defined Value Set	204
Fetch Metadata Collection	205
Interoperate on Datatypes	205
Discover Systems with Localized Datatypes.....	206
Document Exchange Scenario	207
Perform Interoperability Tests.....	207
Reuse Metadata	208

Constrain Value Set in Reused CDE	209
Reuse Dynamically Created Data Elements in Data Collection Tool	210
Reuse Model-based, Forms-based, and Manually Curated Metadata	210
Uniquely Identify Metadata with an Identifier	211
Search for Metadata	211
Find Metadata Collections	213
Search for CDEs	214
Find Preferred CDE for Class	215
Find Valid Values for a Data Elements	216
Search for CDEs Using Intelligent Matching	216
Search for CDEs Using Type-ahead	217
Search for Data Element Touchpoints with Other Systems	217
Search for Metadata Using Natural Language Processing	218
Search for Vocabularies	218
Find Vocabulary for CDE External Reference Value Set	219
Search for Concept Mappings Using Natural Language Processing	220
Train Natual Language Processor with Existing Concept Mappings	220
Discover Services	221
Discover Semantic Infrastructure Services	223
Discover Service Based on Complexity of Queries Supported	223
Discover Service Based on Data Information	224
Discover Service Based on Amount of Available Data	224
Discover Service Based on Data Size	225
Discover Service to Fulfill Data Query	225
Discover Service to Include in Workflow	226
Discover Service to Consume Produced Data in a Workflow	227
Discover Service to Translate Data in a Workflow	227
Discover Services by Metadata Category	228
Perform Service Operation Across Services Discovered by Metadata Category	228
Discover Services for a Literature Query	229
Discover Services to Include in a Semantic-oriented Query	229
Generate Code	230
Create Literature Query Service from Index	231
Generate ISO 21090 Wrapper Service	232
Geneate ISO 21090 Service Code	232
Generate ISO 21090 Mapping Document	233
Generate ISO 21090 XML Schemas	233
Manage Data	235
Dynamically Create a Data Store	237
Fetch Data	237
Fetch Intermediate Workflow Results	238
Manage Data Ownership	238
Manage Literature-based Data	239
Aggregate Literature Data	240
Index Literature Data	240

Manage Provenance Information.....	241
Link Data to Provenance Information.....	241
Manage Security Access to Data.....	242
Store Workflow Data.....	242
Store Intermediate Workflow Results.....	243
Support TCGA Data Management.....	244
Version Data.....	244
Manage Metadata	245
Agile Metadata Management.....	248
Iteratively Manage Metadata.....	249
Create Metadata.....	249
Create CDE	251
Create Structured Eligibility CDE	251
Add Structured Eligibility Criteria Evaluation Data.....	252
Add Structured Eligibility Evaluation Criteria Concept	253
Add Structured Eligibility Evaluation Operator.....	253
Create Metadata Category.....	254
Map Object Class to Multiple Reused Object Classes	254
Select Preferred CDE for Class	255
Harmonize Metadata	255
Harmonize Model-based, Forms-based, and Manually Curated Metadata ...	256
Load Metadata.....	257
Create CDEs from Flat File.....	258
Load Information Model	258
Load Entire Information Model	259
Register DAM-derived Implementation Model.....	260
Register Localized Datatypes.....	260
Register Data Elements Locally.....	261
Register Form Metadata	261
Load Computable Form.....	262
Load Form from Spreadsheet.....	263
Load Non-computable Form.....	263
Load Form from PDF	264
Manage Forms Metadata	264
Define a CDE as Derived.....	266
Define Conditional CDEs	267
Define Default Values for CDEs.....	267
Define Non-editable CDEs.....	268
Manage CDE Modules.....	268
Manage Form Behavior	269
Manage Form Modules	269
Copy Form Module into a Form.....	270
Create Form Module	271
Retire form Module.....	271
Update Form Module	272
Update Form Module Copy in a Form	272

Manage Form Structure	273
Select CDEs for Form Elements	274
Manage Metadata Collections	274
Create Metadata Collection	275
Modify Metadata Collection.....	275
Add Metadata to Metadata Collection	276
Remove Metadata from Metadata Collection	277
Set Permissions for Metadata Collection	277
Manage Value Set Metadata	278
Define CDE Value Set with Externally Reference Ontology.....	279
Remove Metadata	279
Rollback Metadata Load	280
Support Triple-store Backend for Concept Services (LexEVS).....	280
Manage Workflow	281
Copy Workflow	283
Manage Dynamic Workflow	283
Define Workflow constraints	284
Define Workflow Analytical Parameters	285
Define Workflow Computational Constraints	286
Define Workflow Data Query Parameters	286
Define Workflow Desired Input.....	287
Define Workflow Desired Operations	287
Define Workflow Desired Output	288
Define Workflow Storage Constraints	288
Define Workflow Time Constraints	289
Generate Runnable Workflow from Dynamic Workflow	289
Share Dynamic Workflow.....	290
Provision Workflow Security	290
Run Workflow	291
Save Workflow.....	292
Share Workflow	292
Update Workflow	293
Extend Workflow	293
Validate Workflow	294
Version Workflow.....	294
Model Metadata	295
Create Analysis Model.....	297
Annotate Refined Analysis Model	298
Import Analysis Model into Modeling Tool	298
Refine Analysis Model	299
Refine Analysis Model Datatypes.....	300
Refine Analysis Model Multiplicities	300
Refine Analysis Model Names	301
Derive Implementation Model.....	301
Refine Implementation Model	302
Add Associations to Implementation Model.....	303

Add Attributes to Implementation Model	303
Add Classes to Implementation Model	304
Add Enumerations to Implementation Model.....	304
Localize Datatypes	305
Annotate Datatype Model	306
Constrain Datatype Model	307
Select Attributes for Omission	308
Select Classes for Omission	308
Select Enumerated Values for Omission.....	309
Select Enumerations for Omission	309
Import Datatype Model into Modeling Tool	310
Model Algorithm Metadata.....	311
Extend Algorithm Metadata.....	312
Model Analytical Provenance	313
Extend Analytical Provenance Model.....	313
Model Metadata Dynamically in Local Data Collection Tool	314
Create Data Element in Local Data Collection Tool.....	315
Model Research Methodology	315
Extend Research Methodology Model	316
Associate Study Design Data Elements.....	317
Associates Input Parameter Data Elements.....	317
Update Model Semantics	318
Add Semantic Concepts to Model Elements.....	319
Automatically Suggest Concept Mappings in the Modeling Tool.....	319
Select Specific Terminologies for Automated Mappings.....	320
Share Metadata.....	321
Share a Link to Metadata	322
Share a Link to Metadata in the Metadata Browser	323
Share a Link to Search Results in the Metadata Browser.....	323
Share Algorithm Metadata	324
Associate Algorithm Metadata with Analytical Results.....	324
Share Dynamically Created Metadata	325
Support Cross-platform Interoperability.....	326
Visualize Metadata.....	326
Generate Compatibility Artifacts	328
Generate Domain Analysis Model Reports.....	329
Generate Domain Analysis Model Mapping Document.....	329
View Metadata in Content-driven Browser	330
View Alternate Workflows in Content-driven Browser	330
View Metadata in Metadata Browser	331
Manage Metadata in Non-Technical Browser	332
View CDE in Metadata Browser.....	332
View CDE Reuse Across Models	333
View History of CDE Changes	334
View Timestamps of CDE Changes	335
View Metadata in Modeling Tool.....	335

Review Terminology Mappings in Modeling Tool.....	336
Visualize Metadata Side-by-side	336
Visualize Equivalent Metadata Graphically	337
Visualize Equivalent Metadata in a Tabular Fashion	337

Model Documentation

Model Detail

This document provides a complete overview of all element details. For simpler and more focused reports, simply copy this initial template and turn off the sections not required.

Model

Type: **Package**
Status: Proposed. Version . Phase 1.0.
Package:
Detail: Created on 6/17/2010. Last modified on 6/17/2010
GUID: {0D63F308-DAF8-4e25-B226-760B3241B89C}

DevelopmentModels

Type: **Package**
Status: . Version . Phase .
Package: Model
Detail: Created on 6/12/2010. Last modified on 6/12/2010
GUID: {B9FC7E6D-961E-431c-96EB-602FB94A69F7}

<<Sea>>21090DataSuppor

Type: **Package**
Status: Proposed. Version 1.0. Phase 1.0.
Package: DevelopmentModels
Detail: Created on 5/26/2010. Last modified on 5/29/2010
GUID: {C928675A-8843-4e0f-952F-8F07B8223672}

Translation - (Sequence diagram)

Created By: Zoran on 5/29/2010
Last Modified: 5/31/2010
Version: 1.0. *Locked:* False
GUID: {8BD4F9A7-E02C-47c8-8EAD-5F438D6FBB63}

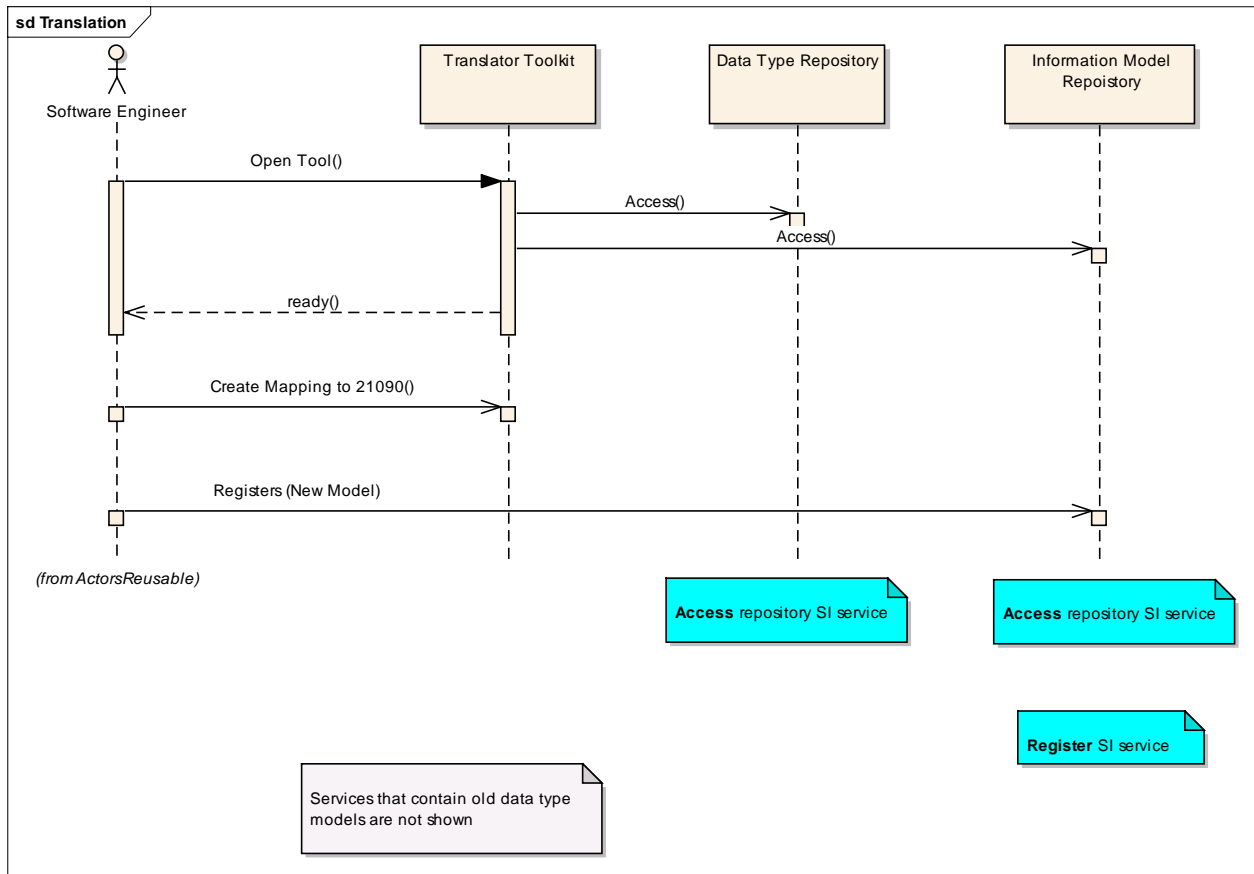


Figure: 1

ActorsReusable

Type: **Package**
 Status: Proposed. Version 1.0. Phase 1.0.
 Package: DevelopmentModels
 Detail: Created on 5/28/2010. Last modified on 5/28/2010
 GUID: {C530DDAA-6ACA-4bf5-B0BE-E6178F08EF88}

Information Modeler

Type: **Actor**
 Status: Proposed. Version 1.0. Phase 1.0.
 Package: ActorsReusable *Keywords:*
 Detail: Created on 5/26/2010. Last modified on 5/28/2010.
 GUID: {D07E1776-D453-43c5-9978-3CF61D21F1AB}

Connections

Connector	Source	Target	Notes
-----------	--------	--------	-------

Connector	Source	Target	Notes
Sequence Markup model Source -> Destination	Public Information Modeler	Public UML Tool	
Sequence Open Information Model Source -> Destination	Public Information Modeler	Public UML Tool	
Sequence Open Tool Source -> Destination	Public Information Modeler	Public UML Tool	
Sequence Selects Source -> Destination	Public Information Modeler	Public UML Tool	
Sequence Generate XML Schema Source -> Destination	Public Information Modeler	Public UML Tool	
Sequence Specify omitted enumerations Source -> Destination	Public Information Modeler	Public UML Tool	
Sequence ready Source -> Destination	Public UML Tool	Public Information Modeler	
Sequence Search Source -> Destination	Public Information Modeler	Public Data Type Repository	
Sequence return Source -> Destination	Public Data Type Repository	Public Information Modeler	
Sequence Specify omitted enumartion values Source -> Destination	Public Information Modeler	Public UML Tool	
Sequence inform Source -> Destination	Public Data Type Repository	Public Information Modeler	
Sequence Import Source -> Destination	Public Information Modeler	Public Data Type Repository	
Sequence Specify omitted attributes Source -> Destination	Public Information Modeler	Public UML Tool	
Sequence Specify omitted classes Source -> Destination	Public Information Modeler	Public UML Tool	
Sequence importedAck Source -> Destination	Public UML Tool	Public Information Modeler	
Sequence Annotates special considerations	Public Information Modeler	Public UML Tool	

Connector	Source	Target	Notes
Source -> Destination			

Software Engineer

Type: Actor
Status: Proposed. Version 1.0. Phase 1.0.
Package: ActorsReusable *Keywords:*
Detail: Created on 5/29/2010. Last modified on 5/29/2010.
GUID: {FD7FA5EA-0785-4c63-9962-6BC9D8DC49F4}

Connections

Connector	Source	Target	Notes
Sequence Open Tool Source -> Destination	Public Software Engineer	Public Translator Toolkit	
Sequence Reads Source -> Destination	Public Software Engineer	Public ECCF Repository	
Sequence ready Source -> Destination	Public Translator Toolkit	Public Software Engineer	
Sequence Perform testing Source -> Destination	Public Software Engineer	Public Software Engineer	
Sequence Create Mapping to 21090 Source -> Destination	Public Software Engineer	Public Translator Toolkit	
Sequence Registers Source -> Destination	Public Software Engineer	Public Information Model Repoistory	

System Architect

Type: Actor
Status: Proposed. Version 1.0. Phase 1.0.
Package: ActorsReusable *Keywords:*
Detail: Created on 5/29/2010. Last modified on 5/29/2010.
GUID: {55CD52BB-E728-4266-A5FD-656FB819B2D1}

Connections

Connector	Source	Target	Notes
Sequence Identify systems with 21090 types Source -> Destination	Public System Architect	Public Metadata Browser	
Sequence Documents Source -> Destination	Public System Architect	Public ECCF Repository	

CombinedUseCases-Community

Type: **Package**
Status: Proposed. Version 1.0. Phase 1.0.
Package: DevelopmentModels
Detail: Created on 5/29/2010. Last modified on 5/29/2010
GUID: {7F617ECA-A231-4408-8CC4-FF0C2438F3B2}

CombinedUseCases-Community - (Logical diagram)

Created By: Zoran on 5/29/2010
Last Modified: 5/29/2010
Version: 1.0. *Locked:* False
GUID: {B31899BB-A4D0-4fa8-A3E8-5A329072808B}

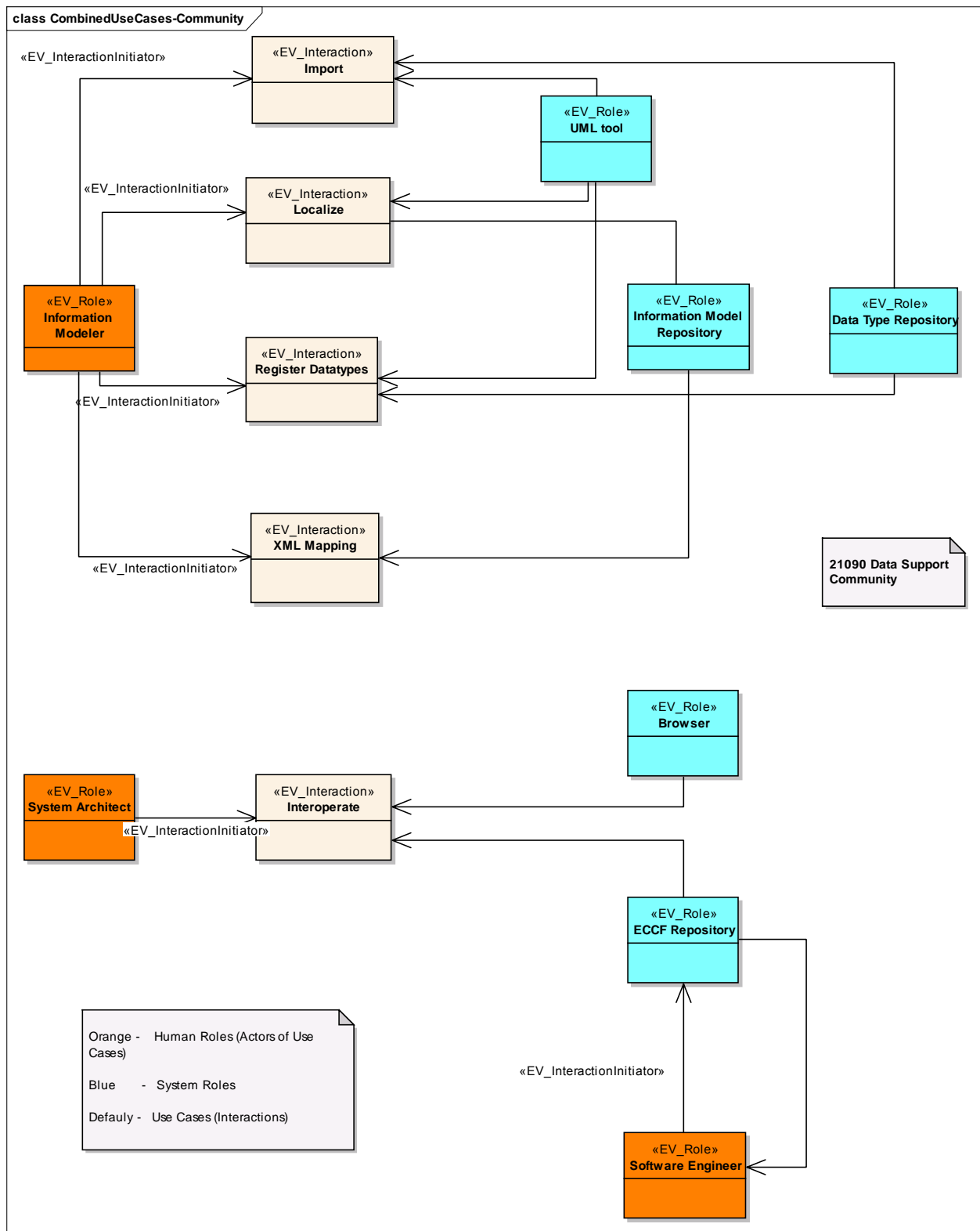


Figure: 2

Browser

Type: **Class**
Status: Proposed. Version 1.0. Phase 1.0.
Package: CombinedUseCases-Community **Keywords:**
Detail: Created on 5/29/2010. Last modified on 5/29/2010.
GUID: {F8EFB3E4-CD5D-4efd-AA91-B87155D2CB31}

Custom Properties

- isActive = False

Connections

Connector	Source	Target	Notes
Association Source -> Destination	Public Browser	Public Interoperate	

Data Type Repository

Type: **Class**
Status: Proposed. Version 1.0. Phase 1.0.
Package: CombinedUseCases-Community **Keywords:**
Detail: Created on 5/29/2010. Last modified on 5/29/2010.
GUID: {2A2C8C82-A11E-40c9-A012-59E91ED5A0C3}

Custom Properties

- isActive = False

Connections

Connector	Source	Target	Notes
Association Source -> Destination	Public Data Type Repository	Public Register Datatypes	
Association Source -> Destination	Public Data Type Repository	Public Import	

ECCF Repository

Type: **Class**
Status: Proposed. Version 1.0. Phase 1.0.

Package: CombinedUseCases-Community *Keywords:*
Detail: Created on 5/29/2010. Last modified on 5/29/2010.
GUID: {EA153FEA-3C5A-47e8-9DFB-9331AFDA4380}

Custom Properties

- isActive = False

Connections

Connector	Source	Target	Notes
Association Source -> Destination	Public ECCF Repository	Public Interoperate	
Association Source -> Destination	Public Software Engineer	Public ECCF Repository	
Association Source -> Destination	Public ECCF Repository	Public Software Engineer	

Import

Type: **Class**
Status: Proposed. Version 1.0. Phase 1.0.
Package: CombinedUseCases-Community *Keywords:*
Detail: Created on 5/29/2010. Last modified on 5/29/2010.
GUID: {F0D1CFA0-A323-48a9-A032-496A054E5F04}

Custom Properties

- isActive = False

Connections

Connector	Source	Target	Notes
Association Source -> Destination	Public Information Modeler	Public Import	
Association Source -> Destination	Public Data Type Repository	Public Import	
Association Source -> Destination	Public UML tool	Public Import	

Information Model Repository

Type: Class
Status: Proposed. Version 1.0. Phase 1.0.
Package: CombinedUseCases-Community *Keywords:*
Detail: Created on 5/29/2010. Last modified on 5/29/2010.
GUID: {706B48FB-BACC-4e63-A8A9-AC6BFB12B6F0}

Custom Properties

- isActive = False

Connections

Connector	Source	Target	Notes
<u>Association</u> Unspecified	Public Information Model Repository	Public Localize	
<u>Association</u> Source -> Destination	Public Information Model Repository	Public XML Mapping	

Information Modeler

Type: Class
Status: Proposed. Version 1.0. Phase 1.0.
Package: CombinedUseCases-Community *Keywords:*
Detail: Created on 5/29/2010. Last modified on 5/29/2010.
GUID: {19FEEE24-64C3-43ef-B495-1C5AC618691E}

Custom Properties

- isActive = False

Connections

Connector	Source	Target	Notes
<u>Association</u> Source -> Destination	Public Information Modeler	Public Import	
<u>Association</u> Source -> Destination	Public Information Modeler	Public XML Mapping	

Connector	Source	Target	Notes
Association Source -> Destination	Public Information Modeler	Public Register Datatypes	
Association Source -> Destination	Public Information Modeler	Public Localize	

Interoperate

Type: **Class**
Status: Proposed. Version 1.0. Phase 1.0.
Package: CombinedUseCases-Community **Keywords:**
Detail: Created on 5/29/2010. Last modified on 5/29/2010.
GUID: {833A58FB-90B9-4f2d-AE09-434337D24D64}

Custom Properties

- isActive = False

Connections

Connector	Source	Target	Notes
Association Source -> Destination	Public ECCF Repository	Public Interoperate	
Association Source -> Destination	Public Browser	Public Interoperate	
Association Source -> Destination	Public System Architect	Public Interoperate	

Localize

Type: **Class**
Status: Proposed. Version 1.0. Phase 1.0.
Package: CombinedUseCases-Community **Keywords:**
Detail: Created on 5/29/2010. Last modified on 5/29/2010.
GUID: {7A5C32C2-1508-4497-9E88-610F19CF2037}

Custom Properties

- isActive = False

Connections

Connector	Source	Target	Notes
<u>Association</u> Source -> Destination	Public UML tool	Public Localize	
<u>Association</u> Unspecified	Public Information Model Repository	Public Localize	
<u>Association</u> Source -> Destination	Public Information Modeler	Public Localize	

Register Datatypes

Type: Class
Status: Proposed. Version 1.0. Phase 1.0.
Package: CombinedUseCases-Community *Keywords:*
Detail: Created on 5/29/2010. Last modified on 5/29/2010.
GUID: {5056E3CE-806C-4dae-A10A-7D9157FBAC92}

Custom Properties

- isActive = False

Connections

Connector	Source	Target	Notes
<u>Association</u> Source -> Destination	Public Information Modeler	Public Register Datatypes	
<u>Association</u> Source -> Destination	Public Data Type Repository	Public Register Datatypes	
<u>Association</u> Source -> Destination	Public UML tool	Public Register Datatypes	

Software Engineer

Type: Class
Status: Proposed. Version 1.0. Phase 1.0.
Package: CombinedUseCases-Community *Keywords:*
Detail: Created on 5/29/2010. Last modified on 5/29/2010.
GUID: {0DFBE730-A89E-4069-BA1B-730FAC889F8B}

Custom Properties

- isActive = False

Connections

Connector	Source	Target	Notes
<u>Association</u> Source -> Destination	Public Software Engineer	Public ECCF Repository	
<u>Association</u> Source -> Destination	Public ECCF Repository	Public Software Engineer	

System Architect

Type: **Class**
 Status: Proposed. Version 1.0. Phase 1.0.
 Package: CombinedUseCases-Community *Keywords:*
 Detail: Created on 5/29/2010. Last modified on 5/29/2010.
 GUID: {A5863A3B-150C-4403-A6A5-6FACB0C2731E}

Custom Properties

- isActive = False

Connections

Connector	Source	Target	Notes
<u>Association</u> Source -> Destination	Public System Architect	Public Interoperate	

UML tool

Type: **Class**
 Status: Proposed. Version 1.0. Phase 1.0.
 Package: CombinedUseCases-Community *Keywords:*
 Detail: Created on 5/29/2010. Last modified on 5/29/2010.
 GUID: {2C43C547-2774-459d-91F0-F4AE82D7911A}

Custom Properties

- isActive = False

Connections

Connector	Source	Target	Notes
Association Source -> Destination	Public UML tool	Public Localize	
Association Source -> Destination	Public UML tool	Public Register Datatypes	
Association Source -> Destination	Public UML tool	Public Import	

XML Mapping

Type: **Class**
Status: Proposed. Version 1.0. Phase 1.0.
Package: CombinedUseCases-Community **Keywords:**
Detail: Created on 5/29/2010. Last modified on 5/29/2010.
GUID: {AA4E40AA-9F99-4807-9F30-77ABE9EE56D9}

Custom Properties

- isActive = False

Connections

Connector	Source	Target	Notes
Association Source -> Destination	Public Information Modeler	Public XML Mapping	
Association Source -> Destination	Public Information Model Repository	Public XML Mapping	

Information Modeler

Type: **ActivityPartition**
Status: Proposed. Version 1.0. Phase 1.0.
Package: CombinedUseCases-Community **Keywords:**
Detail: Created on 5/29/2010. Last modified on 5/29/2010.
GUID: {A3A233AF-92A3-4401-AE4D-478D462AF051}

Custom Properties

- isDimension = False
- isExternal = False

Signal1

Type: **Signal**
Status: Proposed. Version 1.0. Phase 1.0.
Package: CombinedUseCases-Community *Keywords:*
Detail: Created on 5/29/2010. Last modified on 5/29/2010.
GUID: {58258EEE-D955-4ff8-AAD9-B92CF25E1627}

KmServices

Type: **Package**
Status: Proposed. Version 1.0. Phase 1.0.
Package: DevelopmentModels
Detail: Created on 5/27/2010. Last modified on 5/29/2010
GUID: {8263B0BA-3B93-4e5d-83AC-6724D9AE263C}

KmServices - (Logical diagram)

Created By: Zoran on 5/27/2010
Last Modified: 6/8/2010
Version: 1.0. *Locked:* False
GUID: {CBEA3630-FAE7-4534-9AA6-05CEF505D767}

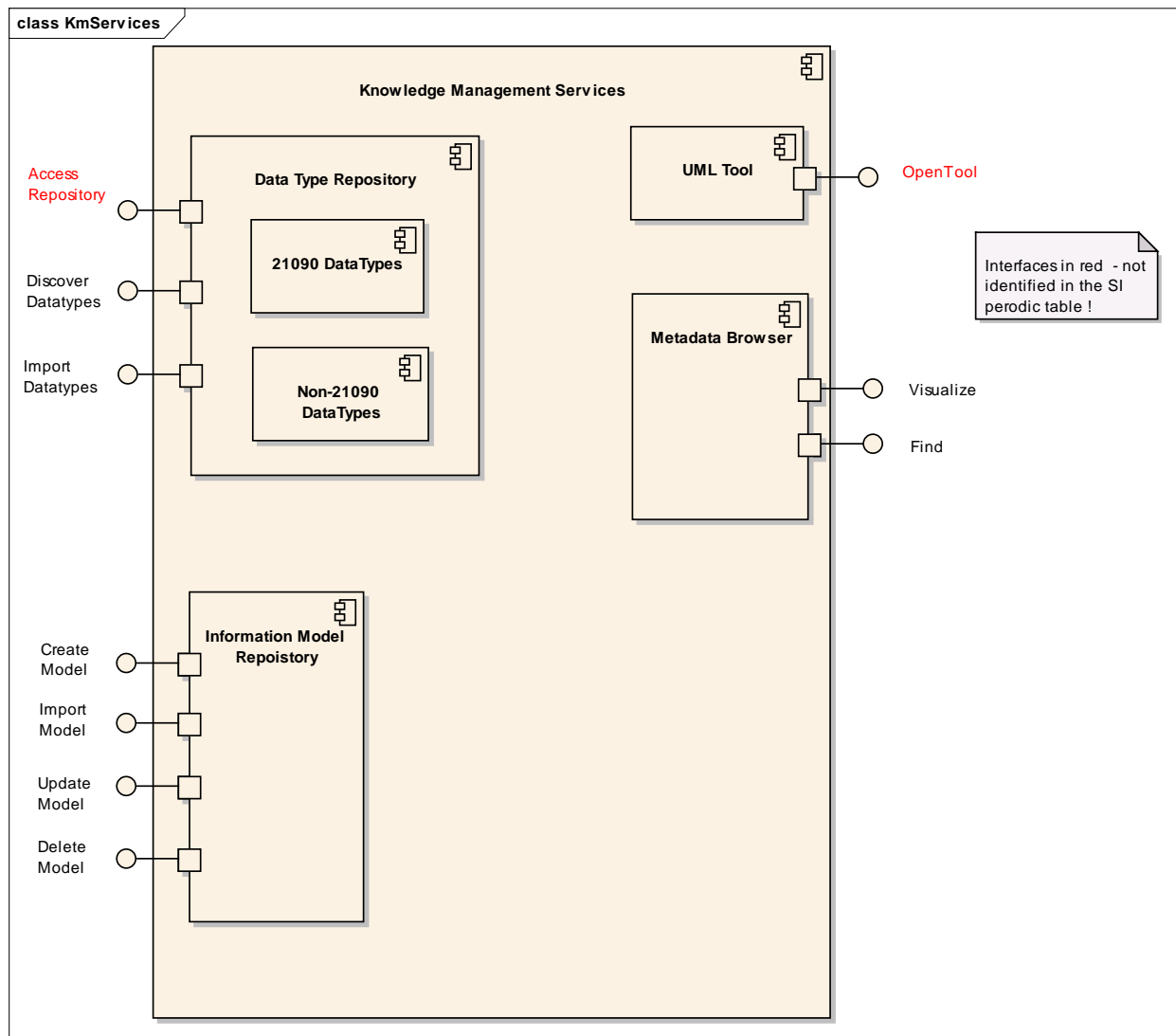


Figure: 3

Knowledge Management Services

Type: Component
Status: Proposed. Version 1.0. Phase 1.0.
Package: KmServices *Keywords:*
Detail: Created on 5/27/2010. Last modified on 5/27/2010.
GUID: {A16D4A59-23C8-48d2-85D5-123DB4945D4F}

Custom Properties

- isIndirectlyInstantiated = True

Data Type Repository

Type: **Component**
Status: Proposed. Version 1.0. Phase 1.0.
Package: KmServices **Keywords:**
Detail: Created on 5/27/2010. Last modified on 6/8/2010.
GUID: {ABCFD542-EFEA-4f24-A5EF-BA066672B9F5}

Custom Properties

- isIndirectlyInstantiated = True

Connections

Connector	Source	Target	Notes
Sequence Access Source -> Destination	Public UML Tool	Public Data Type Repository	
Sequence Access Source -> Destination	Public Translator Toolkit	Public Data Type Repository	
Sequence Register Source -> Destination	Public UML Tool	Public Data Type Repository	
Sequence ready Source -> Destination	Public Data Type Repository	Public UML Tool	
Sequence Search Source -> Destination	Public Information Modeler	Public Data Type Repository	
Sequence return Source -> Destination	Public Data Type Repository	Public Information Modeler	
Sequence inform Source -> Destination	Public Data Type Repository	Public Information Modeler	
Sequence Import Source -> Destination	Public Information Modeler	Public Data Type Repository	
Sequence import Source -> Destination	Public Data Type Repository	Public UML Tool	

Embedded Elements

Element	Detail	Notes
Port <anonymous>	Version: 1.0	
Port <anonymous>	Version: 1.0	
Port <anonymous>	Version: 1.0	

21090 DataTypes

Type: **Component**
Status: Proposed. Version 1.0. Phase 1.0.
Package: KmServices *Keywords:*
Detail: Created on 5/28/2010. Last modified on 5/28/2010.
GUID: {383E4C8E-2F49-4145-BBD7-742B7EE6DC93}

Custom Properties

- isIndirectlyInstantiated = True

Non-21090 DataTypes

Type: **Component**
Status: Proposed. Version 1.0. Phase 1.0.
Package: KmServices *Keywords:*
Detail: Created on 5/28/2010. Last modified on 5/28/2010.
GUID: {C3B94045-69D0-48f0-A1EF-5A15039D552A}

Custom Properties

- isIndirectlyInstantiated = True

Information Model Repoistory

Type: **Component**
Status: Proposed. Version 1.0. Phase 1.0.
Package: KmServices *Keywords:*
Detail: Created on 5/28/2010. Last modified on 5/29/2010.
GUID: {B8BCCDB2-5D73-4846-BA0E-6D766C6246EC}

Custom Properties

- isIndirectlyInstantiated = True

Connections

Connector	Source	Target	Notes
Sequence Open	Public	Public	

Connector	Source	Target	Notes
Information Model Source -> Destination	UML Tool	Information Model Repoistory	
Sequence Create Source -> Destination	Public UML Tool	Public Information Model Repoistory	
Sequence ModelOpened Source -> Destination	Public Information Model Repoistory	Public UML Tool	
Sequence Access Source -> Destination	Public Translator Toolkit	Public Information Model Repoistory	
Sequence Update Model Source -> Destination	Public UML Tool	Public Information Model Repoistory	
Sequence Registers Source -> Destination	Public Software Engineer	Public Information Model Repoistory	
Sequence Update Model Source -> Destination	Public UML Tool	Public Information Model Repoistory	
Sequence Update Model Source -> Destination	Public UML Tool	Public Information Model Repoistory	
Sequence Update Model Source -> Destination	Public UML Tool	Public Information Model Repoistory	
Sequence Update Model Source -> Destination	Public UML Tool	Public Information Model Repoistory	

Embedded Elements

Element	Detail	Notes
Port <anonymous>	Version: 1.0	
Port <anonymous>	Version: 1.0	
Port <anonymous>	Version: 1.0	
Port <anonymous>	Version: 1.0	

Metadata Browser

Type: **Component**
Status: Proposed. Version 1.0. Phase 1.0.
Package: KmServices **Keywords:**
Detail: Created on 5/29/2010. Last modified on 5/29/2010.
GUID: {69DBB709-A2D1-433c-9124-0535E544D6B5}

Custom Properties

- isIndirectlyInstantiated = True

Connections

Connector	Source	Target	Notes
Sequence Identify systems with 21090 types Source -> Destination	Public System Architect	Public Metadata Browser	

Embedded Elements

Element	Detail	Notes
Port <anonymous>	Version: 1.0	
Port <anonymous>	Version: 1.0	
Port <anonymous>	Version: 1.0	
ProvidedInterface ProvidedInterface1	Version: 1.0	
ProvidedInterface Visualize	Version: 1.0	
ProvidedInterface Visualize	Version: 1.0	
ProvidedInterface Visualize	Version: 1.0	

UML Tool

Type: **Component**
Status: Proposed. Version 1.0. Phase 1.0.
Package: KmServices **Keywords:**
Detail: Created on 5/28/2010. Last modified on 5/29/2010.
GUID: {779C6DAF-A28E-476f-B64E-6C3051CB88EB}

Custom Properties

Custom Properties

- isIndirectlyInstantiated = True

Connections

Connector	Source	Target	Notes
Sequence Markup model Source -> Destination	Public Information Modeler	Public UML Tool	
Sequence Open Information Model Source -> Destination	Public Information Modeler	Public UML Tool	
Sequence Open Tool Source -> Destination	Public Information Modeler	Public UML Tool	
Sequence Selects Source -> Destination	Public Information Modeler	Public UML Tool	
Sequence Generate XML Schema Source -> Destination	Public Information Modeler	Public UML Tool	
Sequence Access Source -> Destination	Public UML Tool	Public Data Type Repository	
Sequence Open Information Model Source -> Destination	Public UML Tool	Public Information Model Repoistory	
Sequence Register Source -> Destination	Public UML Tool	Public Data Type Repository	
Sequence ready Source -> Destination	Public Data Type Repository	Public UML Tool	
Sequence Create Source -> Destination	Public UML Tool	Public Information Model Repoistory	
Sequence ModelOpened Source -> Destination	Public Information Model Repoistory	Public UML Tool	
Sequence Specify omitted enumerations Source -> Destination	Public Information Modeler	Public UML Tool	
Sequence ready Source -> Destination	Public UML Tool	Public Information Modeler	
Sequence Update Model Source -> Destination	Public UML Tool	Public Information Model Repoistory	

Connector	Source	Target	Notes
Sequence Specify omitted enumeration values Source -> Destination	Public Information Modeler	Public UML Tool	
Sequence Update Model Source -> Destination	Public UML Tool	Public Information Model Repository	
Sequence Specify omitted attributes Source -> Destination	Public Information Modeler	Public UML Tool	
Sequence Update Model Source -> Destination	Public UML Tool	Public Information Model Repository	
Sequence import Source -> Destination	Public Data Type Repository	Public UML Tool	
Sequence Specify omitted classes Source -> Destination	Public Information Modeler	Public UML Tool	
Sequence importedAck Source -> Destination	Public UML Tool	Public Information Modeler	
Sequence Update Model Source -> Destination	Public UML Tool	Public Information Model Repository	
Sequence Annotates special considerations Source -> Destination	Public Information Modeler	Public UML Tool	
Sequence Update Model Source -> Destination	Public UML Tool	Public Information Model Repository	

Embedded Elements

Element	Detail	Notes
Port <anonymous>	Version: 1.0	

Sources

Type: **Package**
Status: Proposed. Version 1.0. Phase 1.0.
Package: DevelopmentModels

Detail: Created on 5/12/2010. Last modified on 5/12/2010
GUID: {BF52635D-BD69-4030-8549-0EE01C47D4A5}

Sources - (Documentation diagram)

Created By: Administrator on 5/12/2010
Last Modified: 5/12/2010
Version: 1.0. *Locked:* False
GUID: {5EDB7508-83AD-4365-BAC3-4FC11D193355}

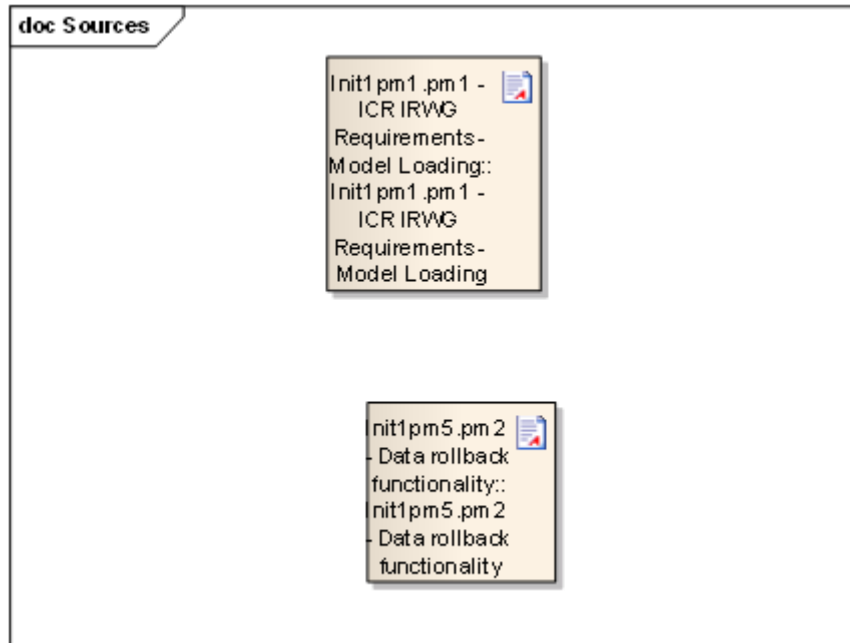


Figure: 4

INIT1SD2.pm7 - CQL 2.0 Enhancements

Type: **Package**
Status: Proposed. Version 1.0. Phase 1.0.
Package: Sources
Detail: Created on 5/13/2010. Last modified on 5/13/2010
GUID: {310CB722-8C42-4ba4-8E11-9C50AC5A2CC8}

INIT1SD2.pm7 - CQL 2.0 Enhancements - (Documentation diagram)

Created By: Administrator on 5/13/2010
Last Modified: 5/13/2010
Version: 1.0. *Locked:* False
GUID: {F8A73230-BF22-4c6d-A473-3E8E0C256EA7}

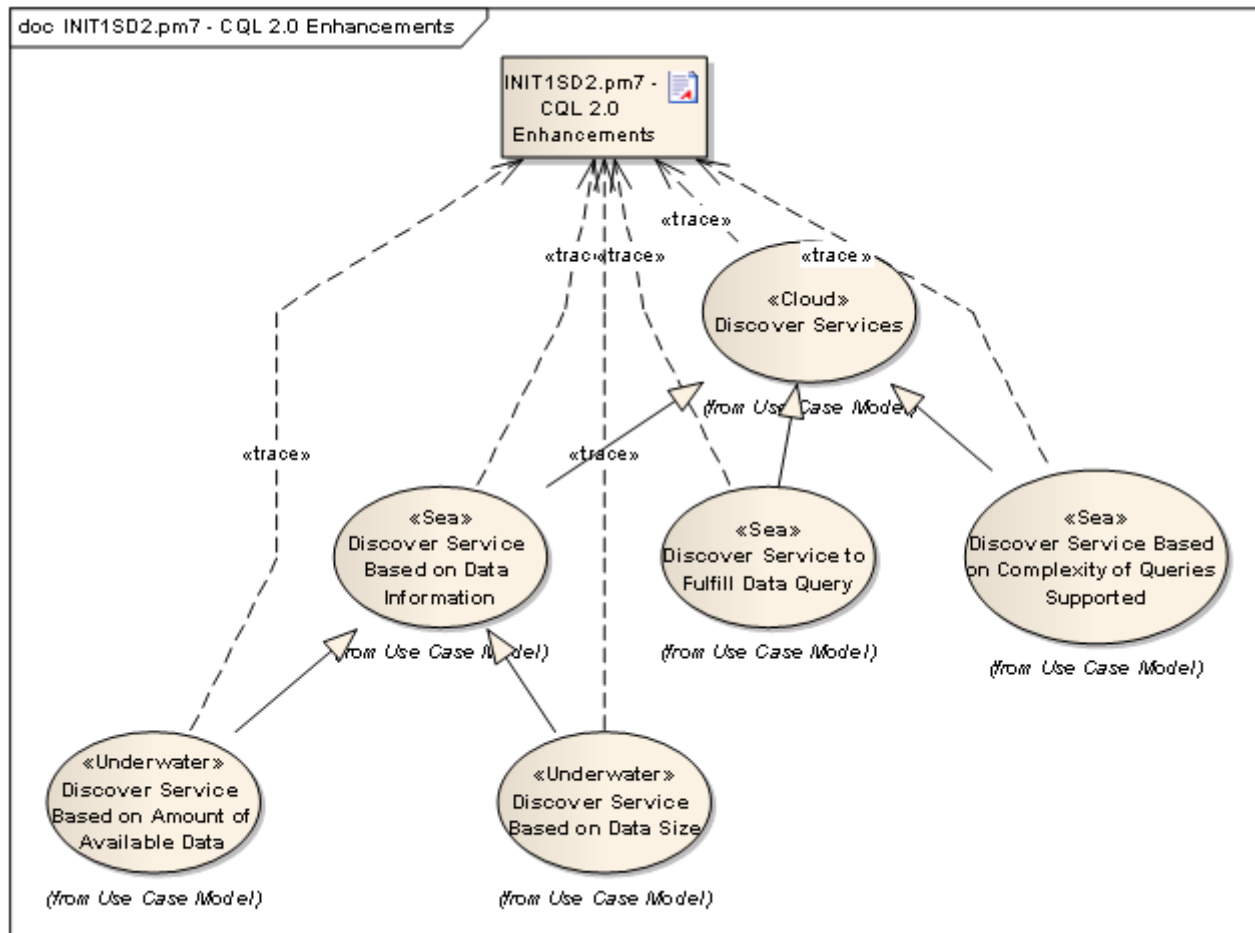


Figure: 5

INIT1SD2.pm7 - CQL 2.0 Enhancements

Type: **Artifact**
 Status: Proposed. Version 1.0. Phase 1.0.
 Package: INIT1SD2.pm7 - CQL 2.0 Enhancements *Keywords:*
 Detail: Created on 5/13/2010. Last modified on 5/13/2010.
 GUID: {8A871232-255F-4798-B803-071E89B304CC}

Custom Properties

- fileName =

Associated Files

- Web Address <https://wiki.nci.nih.gov/x/HGRyAQ>

Connections

Connector	Source	Target	Notes
<u>Trace</u> Source -> Destination	Public Discover Services	Public INIT1SD2.pm7 - CQL 2.0 Enhancements	
<u>Trace</u> Source -> Destination	Public Discover Service Based on Data Information	Public INIT1SD2.pm7 - CQL 2.0 Enhancements	
<u>Trace</u> Source -> Destination	Public Discover Service Based on Complexity of Queries Supported	Public INIT1SD2.pm7 - CQL 2.0 Enhancements	
<u>Trace</u> Source -> Destination	Public Discover Service to Fulfill Data Query	Public INIT1SD2.pm7 - CQL 2.0 Enhancements	
<u>Trace</u> Source -> Destination	Public Discover Service Based on Data Size	Public INIT1SD2.pm7 - CQL 2.0 Enhancements	
<u>Trace</u> Source -> Destination	Public Discover Service Based on Amount of Available Data	Public INIT1SD2.pm7 - CQL 2.0 Enhancements	

Init1dbw6.pm8.U0 - Support caB2B to integrate services on caGrid

Type: **Package**
Status: Proposed. Version 1.0. Phase 1.0.
Package: Sources
Detail: Created on 5/13/2010. Last modified on 5/13/2010
GUID: {323717CE-8670-48af-9D28-ADEDF79F4404}

Init1dbw6.pm8.U0 - Support caB2B to integrate services on caGrid - (Documentation diagram)

Created By: Administrator on 5/13/2010
Last Modified: 5/17/2010
Version: 1.0. *Locked:* False
GUID: {BA970FB0-9758-48be-93EE-93CF9DD20375}

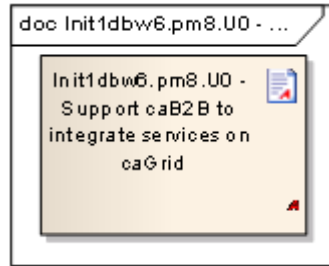


Figure: 6

Init1dbw6.pm8.U0 - Support caB2B to integrate services on caGrid

Type: **Artifact**

Status: Proposed. Version 1.0. Phase 1.0.

Package: Init1dbw6.pm8.U0 - Support caB2B to integrate services on caGrid *Keywords:*

Detail: Created on 5/13/2010. Last modified on 5/13/2010.

GUID: {2C796216-2674-407f-A6EB-84738BB1619E}

Custom Properties

- fileName =

Associated Files

- Web Address <https://wiki.nci.nih.gov/x/Y2RyAQ>

Init1hm2.pm6 - Reuse or create new data elements at runtime

Type: **Package**

Status: Proposed. Version 1.0. Phase 1.0.

Package: Sources

Detail: Created on 5/13/2010. Last modified on 5/13/2010

GUID: {6C2A0290-B206-49ea-8595-9056A20A75AA}

Init1hm2.pm6 - Reuse or create new data elements at runtime - (Documentation diagram)

Created By: Administrator on 5/13/2010

Last Modified: 5/17/2010

Version: 1.0. *Locked:* False

GUID: {98DA25F7-CDEA-432a-B166-1809755DB605}

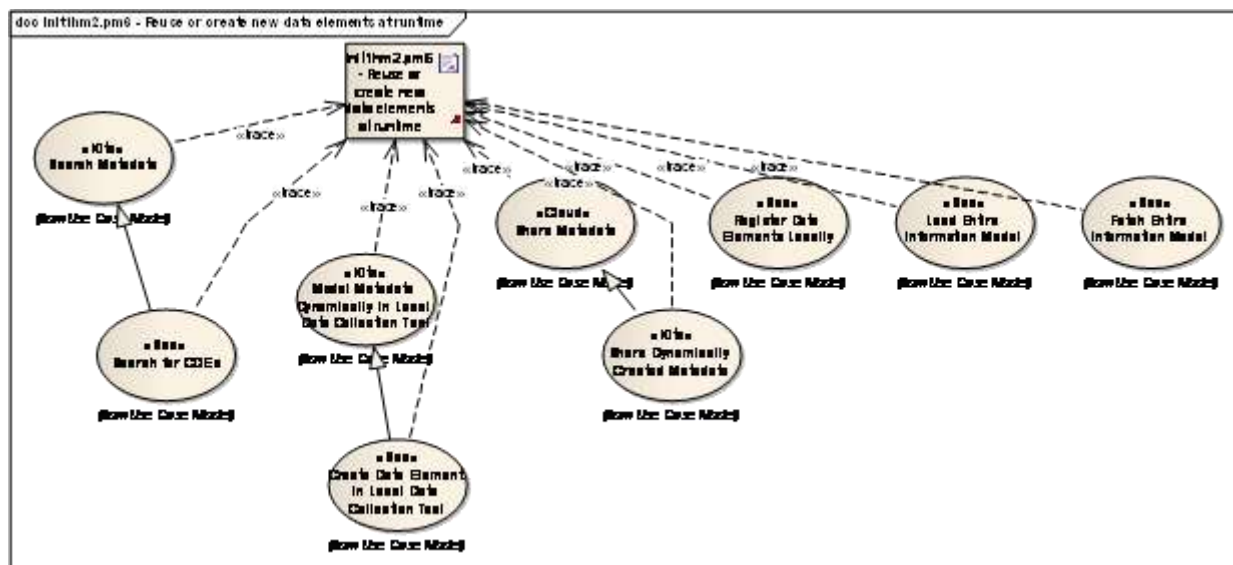


Figure: 7

Init1hm2.pm6 - Reuse or create new data elements at runtime

Type: Artifact
Status: Proposed. Version 1.0. Phase 1.0.
Package: Init1hm2.pm6 - Reuse or create new data elements at runtime *Keywords:*
Detail: Created on 5/13/2010. Last modified on 5/17/2010.
GUID: {4FF6370A-99A8-43c8-9E90-4507343BFCE6}

Custom Properties

- fileName =

Associated Files

- Web Address <https://wiki.nci.nih.gov/x/t2NyAQ>

Connections

Connector	Source	Target	Notes
<u>Trace</u> Source -> Destination	Public Search for CDEs	Public Init1hm2.pm6 - Reuse or create new data elements at runtime	
<u>Trace</u> Source -> Destination	Public Create Data Element in Local Data Collection	Public Init1hm2.pm6 - Reuse or create new data	

Connector	Source	Target	Notes
	Tool	elements at runtime	
Trace Source -> Destination	Public Fetch Entire Information Model	Public Init1hm2.pm6 - Reuse or create new data elements at runtime	
Trace Source -> Destination	Public Search Metadata	Public Init1hm2.pm6 - Reuse or create new data elements at runtime	
Trace Source -> Destination	Public Share Dynamically Created Metadata	Public Init1hm2.pm6 - Reuse or create new data elements at runtime	
Trace Source -> Destination	Public Model Metadata Dynamically in Local Data Collection Tool	Public Init1hm2.pm6 - Reuse or create new data elements at runtime	
Trace Source -> Destination	Public Share Metadata	Public Init1hm2.pm6 - Reuse or create new data elements at runtime	
Trace Source -> Destination	Public Load Entire Information Model	Public Init1hm2.pm6 - Reuse or create new data elements at runtime	
Trace Source -> Destination	Public Register Data Elements Locally	Public Init1hm2.pm6 - Reuse or create new data elements at runtime	

Init1pm1.pm1 - ICR IRWG Requirements - Model Loading

Type: **Package**
Status: Proposed. Version 1.0. Phase 1.0.
Package: Sources
Detail: Created on 5/12/2010. Last modified on 5/12/2010
GUID: {6B24EB2B-037E-457f-8C0E-36D6827EBB6D}

Init1pm1.pm1 - ICR IRWG Requirements - Model Loading - (Documentation diagram)

Created By: Administrator on 5/12/2010
Last Modified: 5/13/2010
Version: 1.0. **Locked:** False
GUID: {3817A056-4060-4918-AF09-D4B7BAECC532}

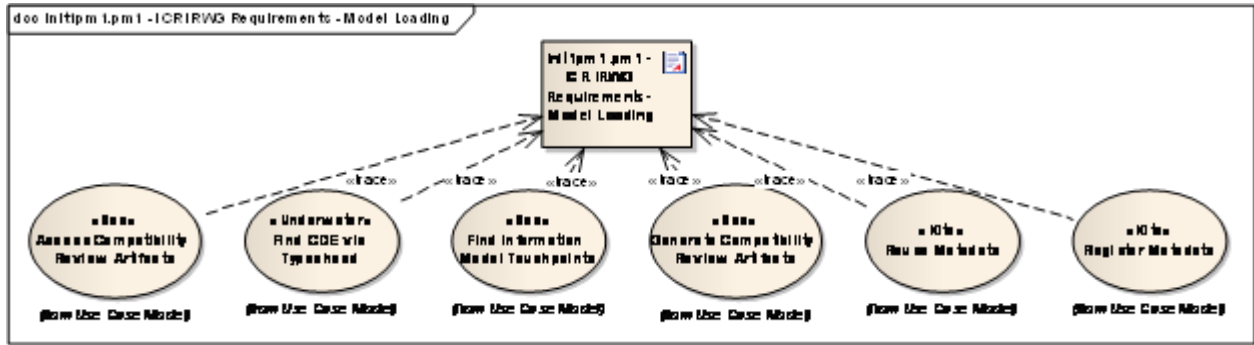


Figure: 8

Init1pm1.pm1 - ICR IRWG Requirements - Model Loading

Type: Artifact
Status: Proposed. Version 1.0. Phase 1.0.
Package: Init1pm1.pm1 - ICR IRWG Requirements - Model Loading *Keywords:*
Detail: Created on 5/12/2010. Last modified on 5/12/2010.
GUID: {F8C62EC0-78F0-4c1d-9BA7-60C0D7B0FE56}

Custom Properties

- fileName =

Associated Files

- Web Address <https://wiki.nci.nih.gov/x/jBJyAQ>

Connections

Connector	Source	Target	Notes
<u>Trace</u> Source -> Destination	Public Find Information Model Touchpoints	Public Init1pm1.pm1 - ICR IRWG Requirements - Model Loading	
<u>Trace</u> Source -> Destination	Public Find CDE via Typeahead	Public Init1pm1.pm1 - ICR IRWG Requirements - Model Loading	
<u>Trace</u> Source -> Destination	Public Register Metadata	Public Init1pm1.pm1 - ICR IRWG Requirements - Model Loading	

Connector	Source	Target	Notes
Trace Source -> Destination	Public Generate Compatibility Review Artifacts	Public Init1pm1.pm1 - ICR IRWG Requirements - Model Loading	
Trace Source -> Destination	Public Reuse Metadata	Public Init1pm1.pm1 - ICR IRWG Requirements - Model Loading	
Trace Source -> Destination	Public Access Compatibility Review Artifacts	Public Init1pm1.pm1 - ICR IRWG Requirements - Model Loading	

Init1pm11.pm3 - LS DAM refinement and utilization

Type: **Package**
 Status: Proposed. Version 1.0. Phase 1.0.
 Package: Sources
 Detail: Created on 5/12/2010. Last modified on 5/12/2010
 GUID: {B287B7A5-6492-49bc-A6AC-1F709A867F13}

Init1pm11.pm3 - LS DAM refinement and utilization - (Documentation diagram)

Created By: Administrator on 5/12/2010
 Last Modified: 5/13/2010
 Version: 1.0. Locked: False
 GUID: {75D197D3-F3FC-4bb6-84EF-2BC0E9EEAB14}

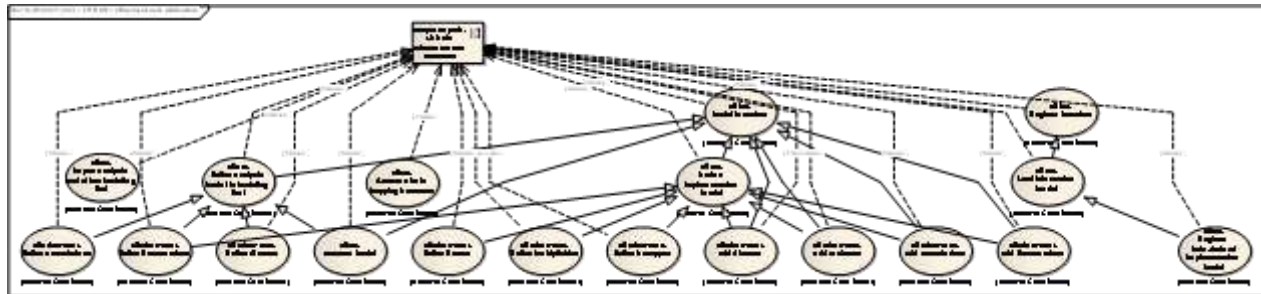


Figure: 9

Init1pm11.pm3 - LS DAM refinement and utilization

Type: **Artifact**
 Status: Proposed. Version 1.0. Phase 1.0.
 Package: Init1pm11.pm3 - LS DAM refinement and utilization **Keywords:**
 Detail: Created on 5/12/2010. Last modified on 5/12/2010.
 GUID: {8CE3ACA2-CB31-4813-8A3D-4F7FCBA72C50}

Custom Properties

- fileName =

Associated Files

- Web Address <https://wiki.nci.nih.gov/x/rgtyAQ>

Connections

Connector	Source	Target	Notes
<u>Trace</u> Source -> Destination	Public Refine Associations	Public Init1pm11.pm3 - LS DAM refinement and utilization	
<u>Trace</u> Source -> Destination	Public Refine Analysis Model in Modeling Tool	Public Init1pm11.pm3 - LS DAM refinement and utilization	
<u>Trace</u> Source -> Destination	Public Add Classes	Public Init1pm11.pm3 - LS DAM refinement and utilization	
<u>Trace</u> Source -> Destination	Public Import Analysis Model into Modeling Tool	Public Init1pm11.pm3 - LS DAM refinement and utilization	
<u>Trace</u> Source -> Destination	Public Add Associations	Public Init1pm11.pm3 - LS DAM refinement and utilization	
<u>Trace</u> Source -> Destination	Public Register Metadata	Public Init1pm11.pm3 - LS DAM refinement and utilization	
<u>Trace</u> Source -> Destination	Public Model Metadata	Public Init1pm11.pm3 - LS DAM refinement and utilization	
<u>Trace</u> Source -> Destination	Public Refine Classes	Public Init1pm11.pm3 - LS DAM refinement and utilization	

Connector	Source	Target	Notes
<u>Trace</u> Source -> Destination	Public Refine Enumerations	Public Init1pm11.pm3 - LS DAM refinement and utilization	
<u>Trace</u> Source -> Destination	Public Generate DAM Mapping Document	Public Init1pm11.pm3 - LS DAM refinement and utilization	
<u>Trace</u> Source -> Destination	Public Register DAM-derived Implementation Model	Public Init1pm11.pm3 - LS DAM refinement and utilization	
<u>Trace</u> Source -> Destination	Public Refine Datatypes	Public Init1pm11.pm3 - LS DAM refinement and utilization	
<u>Trace</u> Source -> Destination	Public Add Attributes	Public Init1pm11.pm3 - LS DAM refinement and utilization	
<u>Trace</u> Source -> Destination	Public Add Enumerations	Public Init1pm11.pm3 - LS DAM refinement and utilization	
<u>Trace</u> Source -> Destination	Public Annotate Model	Public Init1pm11.pm3 - LS DAM refinement and utilization	
<u>Trace</u> Source -> Destination	Public Load Information Model	Public Init1pm11.pm3 - LS DAM refinement and utilization	
<u>Trace</u> Source -> Destination	Public Derive Implementation Model	Public Init1pm11.pm3 - LS DAM refinement and utilization	
<u>Trace</u> Source -> Destination	Public Refine Names	Public Init1pm11.pm3 - LS DAM refinement and utilization	
<u>Trace</u> Source -> Destination	Public Refine Multiplicities	Public Init1pm11.pm3 - LS DAM refinement and	

Connector	Source	Target	Notes
		utilization	

Init1pm16.pm4 - 21090 Datatype Support

Type: **Package**
 Status: Proposed. Version 1.0. Phase 1.0.
 Package: Sources
 Detail: Created on 5/12/2010. Last modified on 5/12/2010
 GUID: {B5BAD5C6-CE92-4184-9931-B0F16849124B}

Init1pm16.pm4 - 21090 Datatype Support - (Documentation diagram)

Created By: Administrator on 5/12/2010
 Last Modified: 5/13/2010
 Version: 1.0. Locked: False
 GUID: {75F8658F-5AD0-4c7e-ABC6-F08041597783}

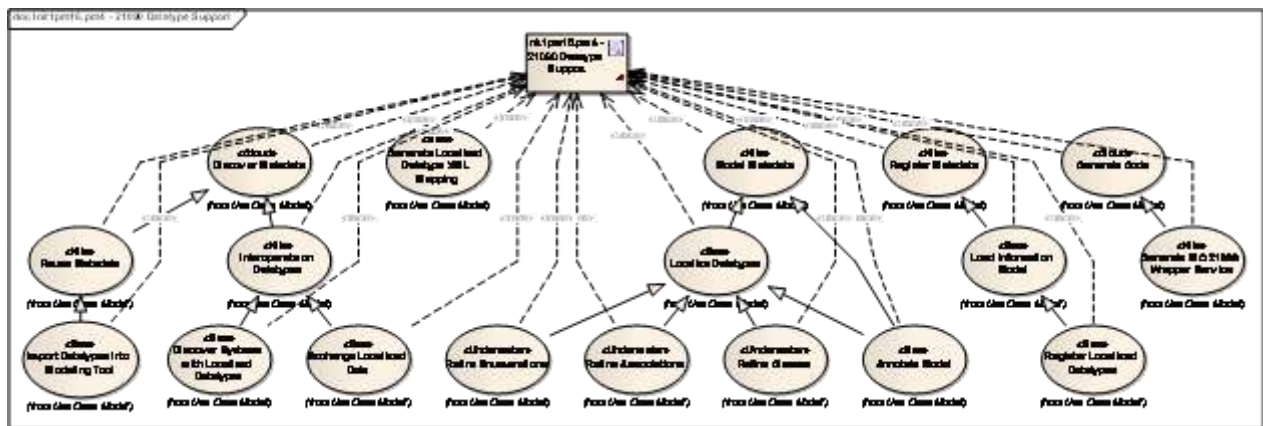


Figure: 10

Init1pm16.pm4 - 21090 Datatype Support

Type: **Artifact**
 Status: Proposed. Version 1.0. Phase 1.0.
 Package: Init1pm16.pm4 - 21090 Datatype Support *Keywords:*
 Detail: Created on 5/12/2010. Last modified on 5/12/2010.
 GUID: {2FDB831F-8B0C-4ee7-80BE-3E83C3287431}

Custom Properties

- fileName =

Associated Files

- Web Address <https://wiki.nci.nih.gov/x/IQhyAQ>

Connections

Connector	Source	Target	Notes
<u>Trace</u> Source -> Destination	Public Refine Associations	Public Init1pm16.pm4 - 21090 Datatype Support	
<u>Trace</u> Source -> Destination	Public Generate Code	Public Init1pm16.pm4 - 21090 Datatype Support	
<u>Trace</u> Source -> Destination	Public Localize Datatypes	Public Init1pm16.pm4 - 21090 Datatype Support	
<u>Trace</u> Source -> Destination	Public Exchange Localized Data	Public Init1pm16.pm4 - 21090 Datatype Support	
<u>Trace</u> Source -> Destination	Public Import Datatypes into Modeling Tool	Public Init1pm16.pm4 - 21090 Datatype Support	
<u>Trace</u> Source -> Destination	Public Refine Classes	Public Init1pm16.pm4 - 21090 Datatype Support	
<u>Trace</u> Source -> Destination	Public Generate ISO 21090 Wrapper Service	Public Init1pm16.pm4 - 21090 Datatype Support	
<u>Trace</u> Source -> Destination	Public Annotate Model	Public Init1pm16.pm4 - 21090 Datatype Support	
<u>Trace</u> Source -> Destination	Public Discover Systems with Localized Datatypes	Public Init1pm16.pm4 - 21090 Datatype Support	
<u>Trace</u> Source -> Destination	Public Refine Enumerations	Public Init1pm16.pm4 - 21090 Datatype Support	
<u>Trace</u> Source -> Destination	Public Interoperate on Datatypes	Public Init1pm16.pm4 - 21090 Datatype Support	
<u>Trace</u> Source -> Destination	Public Register Localized Datatypes	Public Init1pm16.pm4 - 21090 Datatype Support	

Connector	Source	Target	Notes
Trace Source -> Destination	Public Register Metadata	Public Init1pm16.pm4 - 21090 Datatype Support	
Trace Source -> Destination	Public Generate Localized Datatype XML Mapping	Public Init1pm16.pm4 - 21090 Datatype Support	
Trace Source -> Destination	Public Load Information Model	Public Init1pm16.pm4 - 21090 Datatype Support	
Trace Source -> Destination	Public Model Metadata	Public Init1pm16.pm4 - 21090 Datatype Support	
Trace Source -> Destination	Public Discover Metadata	Public Init1pm16.pm4 - 21090 Datatype Support	
Trace Source -> Destination	Public Reuse Metadata	Public Init1pm16.pm4 - 21090 Datatype Support	

Init1pm5.pm2 - Data rollback functionality

Type: **Package**
Status: Proposed. Version 1.0. Phase 1.0.
Package: Sources
Detail: Created on 5/12/2010. Last modified on 5/12/2010
GUID: {8BADB4E5-2E1F-4a40-96EE-AEA35D116C38}

Init1pm5.pm2 - Data rollback functionality - (Documentation diagram)

Created By: Administrator on 5/12/2010
Last Modified: 5/13/2010
Version: 1.0. *Locked:* False
GUID: {19C21D6B-268D-42a8-8AAF-DE3EC03ADADD}

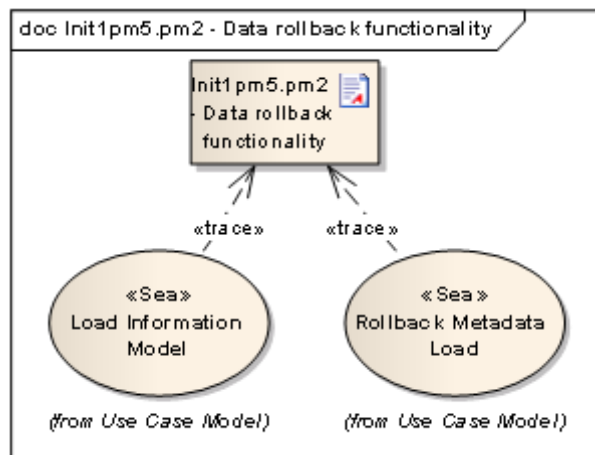


Figure: 11

Init1pm5.pm2 - Data rollback functionality

Type: Artifact
Status: Proposed. Version 1.0. Phase 1.0.
Package: Init1pm5.pm2 - Data rollback functionality **Keywords:**
Detail: Created on 5/12/2010. Last modified on 5/12/2010.
GUID: {1D2684AD-8BEF-4c09-ADB1-B2362EE7E699}

Custom Properties

- fileName =

Associated Files

- Web Address <https://wiki.nci.nih.gov/x/oxJyAQ>

Connections

Connector	Source	Target	Notes
Trace Source -> Destination	Public Rollback Metadata Load	Public Init1pm5.pm2 - Data rollback functionality	
Trace Source -> Destination	Public Manage Metadata	Public Init1pm5.pm2 - Data rollback functionality	
Trace Source -> Destination	Public Remove Metadata	Public Init1pm5.pm2 - Data rollback functionality	
Trace	Public	Public	

Connector	Source	Target	Notes
Source -> Destination	Load Information Model	Init1pm5.pm2 - Data rollback functionality	
Trace Source -> Destination	Public Register Metadata	Public Init1pm5.pm2 - Data rollback functionality	

Init6pm23.pm5 - Brain Tumor in silico study - Pathology and Radiology data models

Type: **Package**
Status: Proposed. Version 1.0. Phase 1.0.
Package: Sources
Detail: Created on 5/12/2010. Last modified on 5/12/2010
GUID: {0BA0D3B5-8FF8-4c0c-8A73-607E406990FF}

Init6pm23.pm5 - Brain Tumor in silico study - Pathology and Radiology data models - (Documentation diagram)

Created By: Administrator on 5/12/2010
Last Modified: 5/13/2010
Version: 1.0. *Locked:* False
GUID: {6BC0EE42-ABA9-4d39-BE35-95AFED1F9E6F}

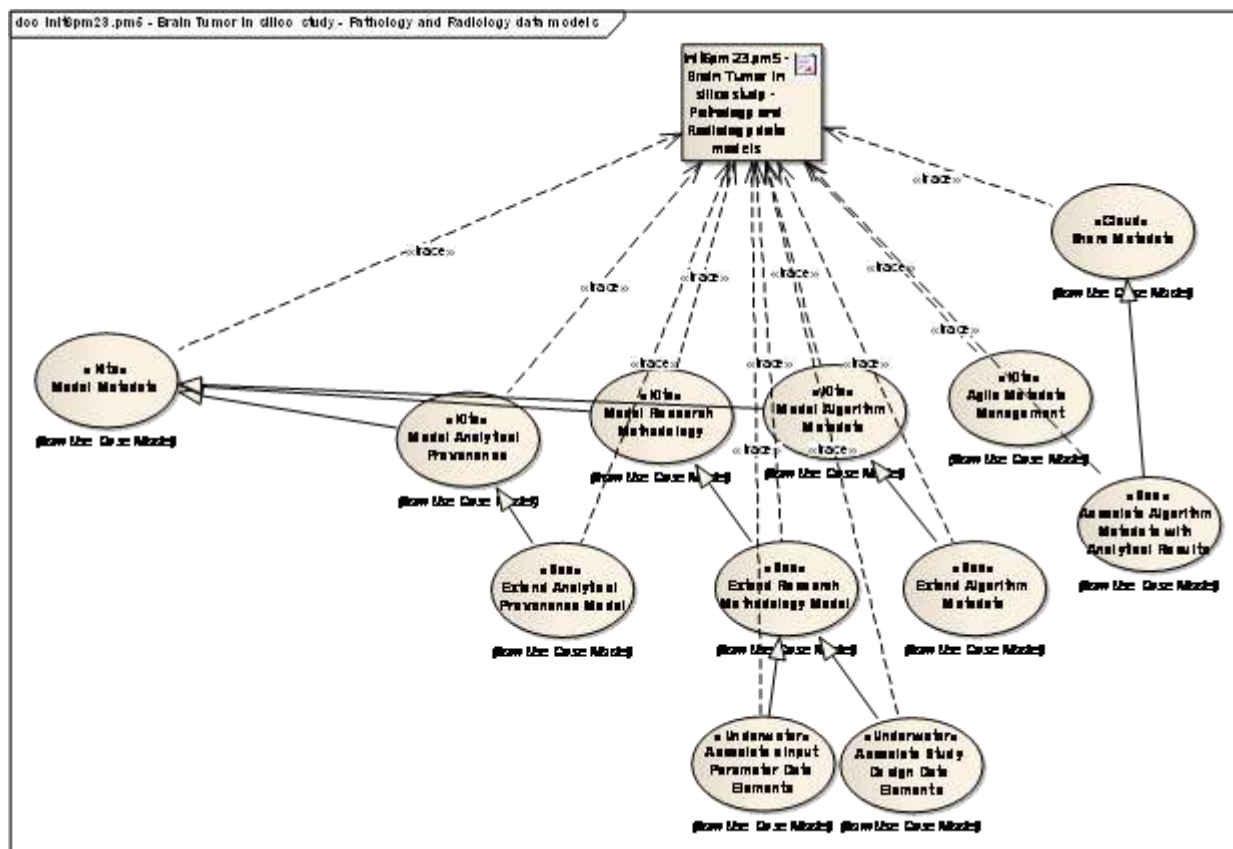


Figure: 12

Init6pm23.pm5 - Brain Tumor in silico study - Pathology and Radiology data models

Type: Artifact
Status: Proposed. Version 1.0. Phase 1.0.
Package: Init6pm23.pm5 - Brain Tumor in silico study - Pathology and Radiology data models
Keywords:
Detail: Created on 5/12/2010. Last modified on 5/12/2010.
GUID: {3CAF1EB8-2B57-4e10-9DD0-6846F3BE71F1}

Custom Properties

- fileName =

Associated Files

- Web Address <https://wiki.nci.nih.gov/x/3wpyAQ>

Connections

Connector	Source	Target	Notes
<u>Trace</u> Source -> Destination	Public Associate Study Design Data Elements	Public Init6pm23.pm5 - Brain Tumor in silico study - Pathology and Radiology data models	
<u>Trace</u> Source -> Destination	Public Model Algorithm Metadata	Public Init6pm23.pm5 - Brain Tumor in silico study - Pathology and Radiology data models	
<u>Trace</u> Source -> Destination	Public Model Analytical Provenance	Public Init6pm23.pm5 - Brain Tumor in silico study - Pathology and Radiology data models	
<u>Trace</u> Source -> Destination	Public Extend Algorithm Metadata	Public Init6pm23.pm5 - Brain Tumor in silico study - Pathology and Radiology data models	
<u>Trace</u> Source -> Destination	Public Model Metadata	Public Init6pm23.pm5 - Brain Tumor in silico study - Pathology and Radiology data models	
<u>Trace</u> Source -> Destination	Public Extend Research Methodology Model	Public Init6pm23.pm5 - Brain Tumor in silico study - Pathology and Radiology data models	
<u>Trace</u> Source -> Destination	Public Associate Algorithm Metadata with Analytical Results	Public Init6pm23.pm5 - Brain Tumor in silico study - Pathology and Radiology data models	
<u>Trace</u> Source -> Destination	Public Associates Input Parameter Data Elements	Public Init6pm23.pm5 - Brain Tumor in silico study - Pathology and Radiology data models	
<u>Trace</u> Source -> Destination	Public Share Metadata	Public Init6pm23.pm5 - Brain Tumor in silico study - Pathology and Radiology data models	
<u>Trace</u>	Public	Public	

Connector	Source	Target	Notes
Source -> Destination	Model Research Methodology	Init6pm23.pm5 - Brain Tumor in silico study - Pathology and Radiology data models	
Trace Source -> Destination	Public Agile Metadata Management	Public Init6pm23.pm5 - Brain Tumor in silico study - Pathology and Radiology data models	
Trace Source -> Destination	Public Extend Analytical Provenance Model	Public Init6pm23.pm5 - Brain Tumor in silico study - Pathology and Radiology data models	

TxServices

Type: **Package**
Status: Proposed. Version 1.0. Phase 1.0.
Package: DevelopmentModels
Detail: Created on 5/29/2010. Last modified on 5/29/2010
GUID: {66C27548-1376-4af8-8AAE-3DF91AFFD87C}

TxServices - (Component diagram)

Created By: Zoran on 5/29/2010
Last Modified: 5/29/2010
Version: 1.0. *Locked:* False
GUID: {22FA011D-56B6-4676-A3F1-B5C51FF5CD94}

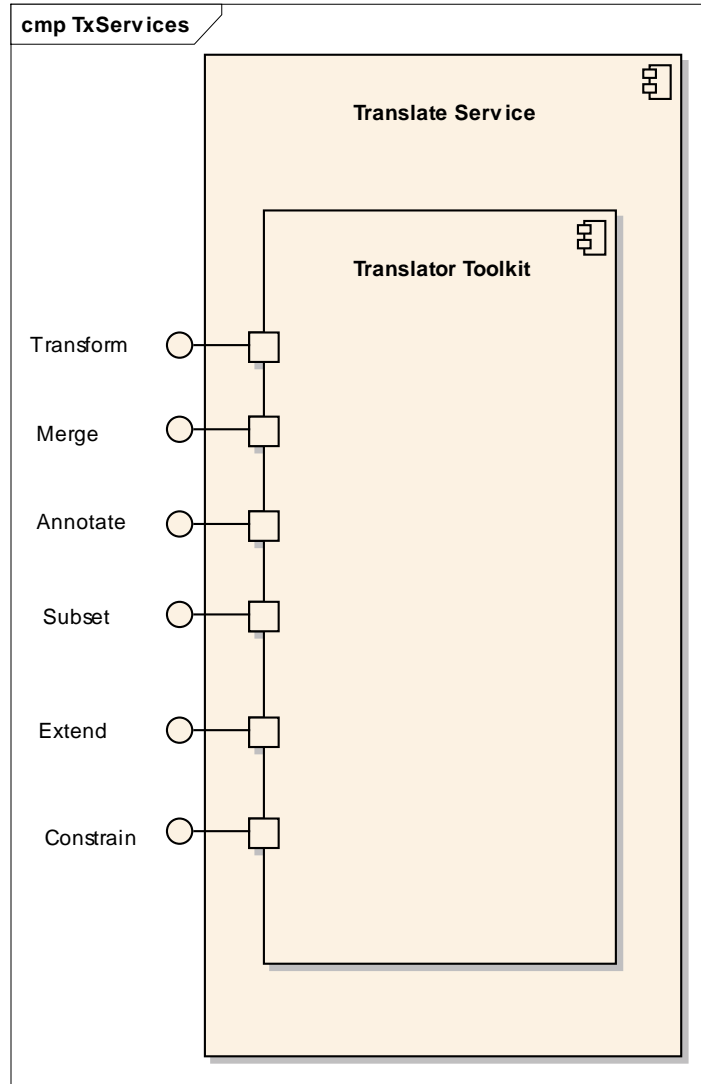


Figure: 13

Translate Service

Type: Component
Status: Proposed. Version 1.0. Phase 1.0.
Package: TxServices **Keywords:**
Detail: Created on 5/29/2010. Last modified on 5/29/2010.
GUID: {DB5F437D-E347-4110-8796-D82811791A75}

Custom Properties

- isIndirectlyInstantiated = True

VaServices

Type: **Package**
Status: Proposed. Version 1.0. Phase 1.0.
Package: DevelopmentModels
Detail: Created on 5/29/2010. Last modified on 5/30/2010
GUID: {16A3A0D1-C10B-4f0a-B7BA-5AF22EE33925}

VaServices - (Component diagram)

Created By: Zoran on 5/30/2010
Last Modified: 5/30/2010
Version: 1.0. *Locked:* False
GUID: {F4BBE9B7-7E76-43fe-A555-81910540C521}

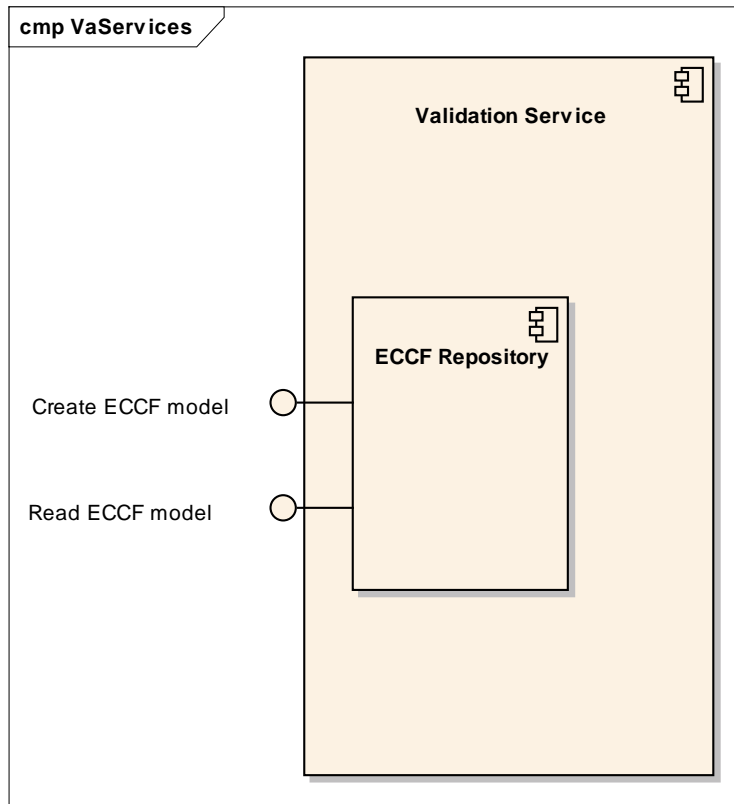


Figure: 14

Validation Service

Type: **Component**
Status: Proposed. Version 1.0. Phase 1.0.
Package: VaServices *Keywords:*
Detail: Created on 5/30/2010. Last modified on 5/30/2010.
GUID: {D35C16E7-5B95-46f9-B287-D0202B81AC8C}

Custom Properties

- isIndirectlyInstantiated = True

ECCF Repository

Type: **Component**
Status: Proposed. Version 1.0. Phase 1.0.
Package: VaServices *Keywords:*
Detail: Created on 5/29/2010. Last modified on 5/30/2010.
GUID: {4112AFD6-66EA-4b40-BA31-60D5E04DCF75}

Custom Properties

- isIndirectlyInstantiated = True

Connections

Connector	Source	Target	Notes
Sequence Documents Source -> Destination	Public System Architect	Public ECCF Repository	
Sequence Reads Source -> Destination	Public Software Engineer	Public ECCF Repository	

Embedded Elements

Element	Detail	Notes
ProvidedInterface Create ECCF model	Version: 1.0	
ProvidedInterface Read ECCF model	Version: 1.0	

VaServices

Type: **Package**
Status: Proposed. Version 1.0. Phase 1.0.
Package: DevelopmentModels
Detail: Created on 5/30/2010. Last modified on 5/30/2010
GUID: {EC19B01A-1399-40b3-BA9C-9874EC8337D7}

Use Case Model

Type: **Package**
Status: Proposed. Version . Phase 1.0.

Package: DevelopmentModels
 Detail: Created on 5/12/2010. Last modified on 5/12/2010
 GUID: {B3CC482B-9780-47ef-8FB7-AC4AB6177BBF}

Use Case Model - (Use Case diagram)

Created By: Administrator on 11/19/2005
 Last Modified: 5/17/2010
 Version: 1.0. Locked: False
 GUID: {894C768C-32E4-4f3e-90F1-096A184C55AE}

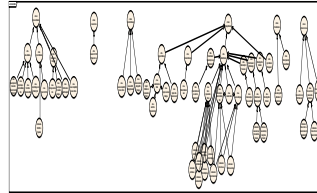


Figure: 15

Access Compatibility Review Artifacts

Type: UseCase
 Status: Proposed. Version 1.0. Phase 1.0.
 Package: Use Case Model *Keywords:*
 Detail: Created on 5/12/2010. Last modified on 5/12/2010.
 GUID: {924A84D8-F883-4b68-AADC-687577660A25}

Connections

Connector	Source	Target	Notes
<u>Generalization</u> Source -> Destination	Public Access Compatibility Review Artifacts	Public Discover Metadata	
<u>Trace</u> Source -> Destination	Public Access Compatibility Review Artifacts	Public Init1pm1.pm1 - ICR IRWG Requirements - Model Loading	
<u>Association</u> Unspecified	Public Compatibility Reviewer	Public Access Compatibility Review Artifacts	

Add Associations

Type: UseCase
 Status: Proposed. Version 1.0. Phase 1.0.
 Package: Use Case Model *Keywords:*

Detail: Created on 5/12/2010. Last modified on 5/12/2010.
GUID: {550360B2-AA38-4e6a-9DAC-B95DF31B4968}

Connections

Connector	Source	Target	Notes
Generalization Source -> Destination	Public Add Associations	Public Derive Implementation Model	
Generalization Source -> Destination	Public Add Associations	Public Model Metadata	
Trace Source -> Destination	Public Add Associations	Public Init1pm11.pm3 - LS DAM refinement and utilization	

Add Attributes

Type: **UseCase**
Status: Proposed. Version 1.0. Phase 1.0.
Package: Use Case Model *Keywords:*
Detail: Created on 5/12/2010. Last modified on 5/12/2010.
GUID: {A686F949-DED6-46c3-91FE-9A1273A35D1C}

Connections

Connector	Source	Target	Notes
Generalization Source -> Destination	Public Add Attributes	Public Derive Implementation Model	
Generalization Source -> Destination	Public Add Attributes	Public Model Metadata	
Trace Source -> Destination	Public Add Attributes	Public Init1pm11.pm3 - LS DAM refinement and utilization	

Add Classes

Type: **UseCase**

Status: Proposed. Version 1.0. Phase 1.0.
Package: Use Case Model *Keywords:*
Detail: Created on 5/12/2010. Last modified on 5/12/2010.
GUID: {3CECF448-7FD6-4274-B243-503E5696F169}

Connections

Connector	Source	Target	Notes
<u>Generalization</u> Source -> Destination	Public Add Classes	Public Derive Implementation Model	
<u>Generalization</u> Source -> Destination	Public Add Classes	Public Model Metadata	
<u>Trace</u> Source -> Destination	Public Add Classes	Public Init1pm11.pm3 - LS DAM refinement and utilization	

Add Enumerations

Type: **UseCase**
Status: Proposed. Version 1.0. Phase 1.0.
Package: Use Case Model *Keywords:*
Detail: Created on 5/12/2010. Last modified on 5/12/2010.
GUID: {18C89496-A686-46e4-879F-33953F2C14B8}

Connections

Connector	Source	Target	Notes
<u>Generalization</u> Source -> Destination	Public Add Enumerations	Public Model Metadata	
<u>Generalization</u> Source -> Destination	Public Add Enumerations	Public Derive Implementation Model	
<u>Trace</u> Source -> Destination	Public Add Enumerations	Public Init1pm11.pm3 - LS DAM refinement and utilization	

Agile Metadata Management

Type: UseCase
Status: Proposed. Version 1.0. Phase 1.0.
Package: Use Case Model *Keywords:*
Detail: Created on 5/12/2010. Last modified on 5/12/2010.
GUID: {38CC4DF0-8373-4eec-810E-A64144040367}

Connections

Connector	Source	Target	Notes
Trace Source -> Destination	Public Agile Metadata Management	Public Init6pm23.pm5 - Brain Tumor in silico study - Pathology and Radiology data models	
Generalization Source -> Destination	Public Agile Metadata Management	Public Manage Metadata	

Annotate Model

Type: UseCase
Status: Proposed. Version 1.0. Phase 1.0.
Package: Use Case Model *Keywords:*
Detail: Created on 5/12/2010. Last modified on 5/12/2010.
GUID: {A5C1A580-2B48-44f4-970E-05F2E5F8DE23}

Connections

Connector	Source	Target	Notes
Generalization Source -> Destination	Public Annotate Model	Public Refine Analysis Model in Modeling Tool	
Generalization Source -> Destination	Public Annotate Model	Public Localize Datatypes	
Generalization Source -> Destination	Public Annotate Model	Public Model Metadata	
Trace Source -> Destination	Public Annotate Model	Public Init1pm16.pm4 - 21090 Datatype Support	
Trace Source -> Destination	Public Annotate Model	Public Init1pm11.pm3 - LS DAM refinement and	

Connector	Source	Target	Notes
		utilization	

Associate Algorithm Metadata with Analytical Results

Type: UseCase
Status: Proposed. Version 1.0. Phase 1.0.
Package: Use Case Model *Keywords:*
Detail: Created on 5/12/2010. Last modified on 5/12/2010.
GUID: {7D06C80F-720B-4614-93B2-8EEAD8C9FD2A}

Connections

Connector	Source	Target	Notes
Trace Source -> Destination	Public Associate Algorithm Metadata with Analytical Results	Public Init6pm23.pm5 - Brain Tumor in silico study - Pathology and Radiology data models	
Generalization Source -> Destination	Public Associate Algorithm Metadata with Analytical Results	Public Share Metadata	

Associate Study Design Data Elements

Type: UseCase
Status: Proposed. Version 1.0. Phase 1.0.
Package: Use Case Model *Keywords:*
Detail: Created on 5/12/2010. Last modified on 5/12/2010.
GUID: {2251C34B-5E24-40ba-BCC9-42C36DE972BB}

Connections

Connector	Source	Target	Notes
Trace Source -> Destination	Public Associate Study Design Data Elements	Public Init6pm23.pm5 - Brain Tumor in silico study - Pathology and Radiology data models	
Generalization Source -> Destination	Public Associate Study Design	Public Extend Research	

Connector	Source	Target	Notes
	Data Elements	Methodology Model	

Associates Input Parameter Data Elements

Type: UseCase
Status: Proposed. Version 1.0. Phase 1.0.
Package: Use Case Model *Keywords:*
Detail: Created on 5/12/2010. Last modified on 5/12/2010.
GUID: {13AB034F-9CBF-4b95-9039-6535AEF1B5E8}

Connections

Connector	Source	Target	Notes
Generalization Source -> Destination	Public Associates Input Parameter Data Elements	Public Extend Research Methodology Model	
Trace Source -> Destination	Public Associates Input Parameter Data Elements	Public Init6pm23.pm5 - Brain Tumor in silico study - Pathology and Radiology data models	

Create Data Element in Local Data Collection Tool

Type: UseCase
Status: Proposed. Version 1.0. Phase 1.0.
Package: Use Case Model *Keywords:*
Detail: Created on 5/13/2010. Last modified on 5/13/2010.
GUID: {709D7B80-CE19-4c29-8146-577AFD0EF76C}

Connections

Connector	Source	Target	Notes
Generalization Source -> Destination	Public Create Data Element in Local Data Collection Tool	Public Model Metadata Dynamically in Local Data Collection Tool	
Trace Source -> Destination	Public Create Data Element in Local Data Collection	Public Init1hm2.pm6 - Reuse or create new data	

Connector	Source	Target	Notes
	Tool	elements at runtime	

Derive Implementation Model

Type: UseCase
Status: Proposed. Version 1.0. Phase 1.0.
Package: Use Case Model *Keywords:*
Detail: Created on 5/12/2010. Last modified on 5/12/2010.
GUID: {6F66D780-D8E5-4f57-9570-3157377174D9}

Connections

Connector	Source	Target	Notes
<u>Generalization</u> Source -> Destination	Public Refine Names	Public Derive Implementation Model	
<u>Generalization</u> Source -> Destination	Public Add Enumerations	Public Derive Implementation Model	
<u>Generalization</u> Source -> Destination	Public Refine Multiplicities	Public Derive Implementation Model	
<u>Generalization</u> Source -> Destination	Public Refine Enumerations	Public Derive Implementation Model	
<u>Generalization</u> Source -> Destination	Public Refine Datatypes	Public Derive Implementation Model	
<u>Generalization</u> Source -> Destination	Public Add Attributes	Public Derive Implementation Model	
<u>Generalization</u> Source -> Destination	Public Add Classes	Public Derive Implementation Model	
<u>Generalization</u> Source -> Destination	Public Add Associations	Public Derive Implementation Model	
<u>Generalization</u> Source -> Destination	Public Derive Implementation Model	Public Model Metadata	

Connector	Source	Target	Notes
Trace Source -> Destination	Public Derive Implementation Model	Public Init1pm11.pm3 - LS DAM refinement and utilization	

Discover Metadata

Type: **UseCase**
Status: Proposed. Version 1.0. Phase 1.0.
Package: Use Case Model **Keywords:**
Detail: Created on 5/12/2010. Last modified on 5/12/2010.
GUID: {013B0E34-280A-4a52-A5BD-03098C56F88F}

Connections

Connector	Source	Target	Notes
Generalization Source -> Destination	Public Search Metadata	Public Discover Metadata	
Generalization Source -> Destination	Public Find Information Model Touchpoints	Public Discover Metadata	
Generalization Source -> Destination	Public Reuse Metadata	Public Discover Metadata	
Generalization Source -> Destination	Public Access Compatibility Review Artifacts	Public Discover Metadata	
Generalization Source -> Destination	Public Interoperate on Datatypes	Public Discover Metadata	
Trace Source -> Destination	Public Discover Metadata	Public Init1pm16.pm4 - 21090 Datatype Support	

Discover Service Based on Amount of Available Data

Type: **UseCase**
Status: Proposed. Version 1.0. Phase 1.0.
Package: Use Case Model **Keywords:**
Detail: Created on 5/13/2010. Last modified on 5/13/2010.
GUID: {4CB73D4D-0E0F-4d97-87E5-6F30142FB2C2}

Connections

Connector	Source	Target	Notes
<u>Trace</u> Source -> Destination	Public Discover Service Based on Amount of Available Data	Public INIT1SD2.pm7 - CQL 2.0 Enhancements	
<u>Generalization</u> Source -> Destination	Public Discover Service Based on Amount of Available Data	Public Discover Service Based on Data Information	

Discover Service Based on Complexity of Queries Supported

Type: **UseCase**
 Status: Proposed. Version 1.0. Phase 1.0.
 Package: Use Case Model **Keywords:**
 Detail: Created on 5/13/2010. Last modified on 5/13/2010.
 GUID: {5EC62E02-DF44-4cc8-AA45-DFAEB0D7D289}

Connections

Connector	Source	Target	Notes
<u>Trace</u> Source -> Destination	Public Discover Service Based on Complexity of Queries Supported	Public INIT1SD2.pm7 - CQL 2.0 Enhancements	
<u>Generalization</u> Source -> Destination	Public Discover Service Based on Complexity of Queries Supported	Public Discover Services	

Discover Service Based on Data Information

Type: **UseCase**
 Status: Proposed. Version 1.0. Phase 1.0.
 Package: Use Case Model **Keywords:**
 Detail: Created on 5/13/2010. Last modified on 5/13/2010.
 GUID: {E9DCDCBA-88F9-466e-A32C-83C91E2E323B}

Connections

Connector	Source	Target	Notes
Trace Source -> Destination	Public Discover Service Based on Data Information	Public INIT1SD2.pm7 - CQL 2.0 Enhancements	
Generalization Source -> Destination	Public Discover Service Based on Data Information	Public Discover Services	
Generalization Source -> Destination	Public Discover Service Based on Data Size	Public Discover Service Based on Data Information	
Generalization Source -> Destination	Public Discover Service Based on Amount of Available Data	Public Discover Service Based on Data Information	

Discover Service Based on Data Size

Type: UseCase
Status: Proposed. Version 1.0. Phase 1.0.
Package: Use Case Model **Keywords:**
Detail: Created on 5/13/2010. Last modified on 5/13/2010.
GUID: {5E07D5B0-5F25-49d0-BE0B-D4EC6229F91C}

Connections

Connector	Source	Target	Notes
Trace Source -> Destination	Public Discover Service Based on Data Size	Public INIT1SD2.pm7 - CQL 2.0 Enhancements	
Generalization Source -> Destination	Public Discover Service Based on Data Size	Public Discover Service Based on Data Information	

Discover Service to Fulfill Data Query

Type: UseCase
Status: Proposed. Version 1.0. Phase 1.0.
Package: Use Case Model **Keywords:**
Detail: Created on 5/13/2010. Last modified on 5/13/2010.
GUID: {CFD65DDC-2C08-4e86-9350-B74381D69B4D}

Connections

Connector	Source	Target	Notes
<u>Trace</u> Source -> Destination	Public Discover Service to Fulfill Data Query	Public INIT1SD2.pm7 - CQL 2.0 Enhancements	
<u>Generalization</u> Source -> Destination	Public Discover Service to Fulfill Data Query	Public Discover Services	

Discover Services

Type: **UseCase**
 Status: Proposed. Version 1.0. Phase 1.0.
 Package: Use Case Model *Keywords:*
 Detail: Created on 5/13/2010. Last modified on 5/13/2010.
 GUID: {834DE1DE-9505-4008-8399-6170F4FCEE06}

Connections

Connector	Source	Target	Notes
<u>Trace</u> Source -> Destination	Public Discover Services	Public INIT1SD2.pm7 - CQL 2.0 Enhancements	
<u>Generalization</u> Source -> Destination	Public Discover Service Based on Complexity of Queries Supported	Public Discover Services	
<u>Generalization</u> Source -> Destination	Public Discover Service to Fulfill Data Query	Public Discover Services	
<u>Generalization</u> Source -> Destination	Public Discover Service Based on Data Information	Public Discover Services	

Discover Systems with Localized Datatypes

Type: **UseCase**
 Status: Proposed. Version 1.0. Phase 1.0.

Package: Use Case Model *Keywords:*
Detail: Created on 5/12/2010. Last modified on 5/12/2010.
GUID: {B3E43463-0467-4e10-979B-6EDE23C6B41B}

Connections

Connector	Source	Target	Notes
<u>Trace</u> Source -> Destination	Public Discover Systems with Localized Datatypes	Public Init1pm16.pm4 - 21090 Datatype Support	
<u>Generalization</u> Source -> Destination	Public Discover Systems with Localized Datatypes	Public Interoperate on Datatypes	

Exchange Localized Data

Type: **UseCase**
Status: Proposed. Version 1.0. Phase 1.0.
Package: Use Case Model *Keywords:*
Detail: Created on 5/12/2010. Last modified on 5/12/2010.
GUID: {98A2F8B5-00A2-4e3f-847D-D0D22D8284B4}

Connections

Connector	Source	Target	Notes
<u>Trace</u> Source -> Destination	Public Exchange Localized Data	Public Init1pm16.pm4 - 21090 Datatype Support	
<u>Generalization</u> Source -> Destination	Public Exchange Localized Data	Public Interoperate on Datatypes	

Extend Algorithm Metadata

Type: **UseCase**
Status: Proposed. Version 1.0. Phase 1.0.
Package: Use Case Model *Keywords:*
Detail: Created on 5/12/2010. Last modified on 5/12/2010.
GUID: {E1411242-7AFE-41e4-84C9-B71BA63B709C}

Connections

Connector	Source	Target	Notes
Trace Source -> Destination	Public Extend Algorithm Metadata	Public Init6pm23.pm5 - Brain Tumor in silico study - Pathology and Radiology data models	
Generalization Source -> Destination	Public Extend Algorithm Metadata	Public Model Algorithm Metadata	

Extend Analytical Provenance Model

Type: UseCase
Status: Proposed. Version 1.0. Phase 1.0.
Package: Use Case Model *Keywords:*
Detail: Created on 5/12/2010. Last modified on 5/12/2010.
GUID: {C5E2A2E9-1B95-45f1-9CA5-105D1EA86698}

Connections

Connector	Source	Target	Notes
Trace Source -> Destination	Public Extend Analytical Provenance Model	Public Init6pm23.pm5 - Brain Tumor in silico study - Pathology and Radiology data models	
Generalization Source -> Destination	Public Extend Analytical Provenance Model	Public Model Analytical Provenance	

Extend Research Methodology Model

Type: UseCase
Status: Proposed. Version 1.0. Phase 1.0.
Package: Use Case Model *Keywords:*
Detail: Created on 5/12/2010. Last modified on 5/12/2010.
GUID: {26439207-1464-4810-96DB-21B94C5C4423}

Connections

Connector	Source	Target	Notes
<u>Generalization</u> Source -> Destination	Public Associates Input Parameter Data Elements	Public Extend Research Methodology Model	
<u>Generalization</u> Source -> Destination	Public Associate Study Design Data Elements	Public Extend Research Methodology Model	
<u>Trace</u> Source -> Destination	Public Extend Research Methodology Model	Public Init6pm23.pm5 - Brain Tumor in silico study - Pathology and Radiology data models	
<u>Generalization</u> Source -> Destination	Public Extend Research Methodology Model	Public Model Research Methodology	

Fetch Entire Information Model

Type: **UseCase**
Status: Proposed. Version 1.0. Phase 1.0.
Package: Use Case Model **Keywords:**
Detail: Created on 5/13/2010. Last modified on 5/13/2010.
GUID: {75C06B54-6AE2-4e16-8C1A-0DB8FA97D690}

Connections

Connector	Source	Target	Notes
<u>Generalization</u> Source -> Destination	Public Fetch Entire Information Model	Public Reuse Metadata	
<u>Trace</u> Source -> Destination	Public Fetch Entire Information Model	Public Init1hm2.pm6 - Reuse or create new data elements at runtime	

Find CDE via Typeahead

Type: **UseCase**
Status: Proposed. Version 1.0. Phase 1.0.
Package: Use Case Model **Keywords:**
Detail: Created on 5/12/2010. Last modified on 5/12/2010.

GUID: {11F4CCE8-51FE-4a84-869B-049DED5F49C1}

Connections

Connector	Source	Target	Notes
Generalization Source -> Destination	Public Find CDE via Typeahead	Public Search Metadata	
Trace Source -> Destination	Public Find CDE via Typeahead	Public Init1pm1.pm1 - ICR IRWG Requirements - Model Loading	

Find Information Model Touchpoints

Type: UseCase
Status: Proposed. Version 1.0. Phase 1.0.
Package: Use Case Model **Keywords:**
Detail: Created on 5/12/2010. Last modified on 5/12/2010.
GUID: {649C42E2-6983-4302-878A-EEEEF28FE53C6}

Connections

Connector	Source	Target	Notes
Generalization Source -> Destination	Public Find Information Model Touchpoints	Public Discover Metadata	
Trace Source -> Destination	Public Find Information Model Touchpoints	Public Init1pm1.pm1 - ICR IRWG Requirements - Model Loading	

Generate Code

Type: UseCase
Status: Proposed. Version 1.0. Phase 1.0.
Package: Use Case Model **Keywords:**
Detail: Created on 5/12/2010. Last modified on 5/12/2010.
GUID: {3D917B82-5955-4782-B2F4-4CF5683C7EEA}

Connections

Connector	Source	Target	Notes
Generalization Source -> Destination	Public Generate ISO 21090 Wrapper Service	Public Generate Code	
Trace Source -> Destination	Public Generate Code	Public Init1pm16.pm4 - 21090 Datatype Support	

Generate Compatibility Review Artifacts

Type: UseCase
Status: Proposed. Version 1.0. Phase 1.0.
Package: Use Case Model *Keywords:*
Detail: Created on 5/12/2010. Last modified on 5/12/2010.
GUID: {E0E6493B-76D9-435d-9555-CDD80419E7A7}

Connections

Connector	Source	Target	Notes
Trace Source -> Destination	Public Generate Compatibility Review Artifacts	Public Init1pm1.pm1 - ICR IRWG Requirements - Model Loading	
Generalization Source -> Destination	Public Generate Compatibility Review Artifacts	Public Transform Metadata	
Association Unspecified	Public Information Modeler	Public Generate Compatibility Review Artifacts	

Generate DAM Mapping Document

Type: UseCase
Status: Proposed. Version 1.0. Phase 1.0.
Package: Use Case Model *Keywords:*
Detail: Created on 5/12/2010. Last modified on 5/12/2010.
GUID: {C24A64EB-AB20-4e27-9AF5-50385E523870}

Connections

Connector	Source	Target	Notes
Trace Source -> Destination	Public Generate DAM Mapping Document	Public Init1pm11.pm3 - LS DAM refinement and utilization	
Generalization Source -> Destination	Public Generate DAM Mapping Document	Public Transform Metadata	

Generate ISO 21090 Wrapper Service

Type: **UseCase**
 Status: Proposed. Version 1.0. Phase 1.0.
 Package: Use Case Model *Keywords:*
 Detail: Created on 5/12/2010. Last modified on 5/12/2010.
 GUID: {1E51FE96-7FFD-4c4d-8095-BBF3FD356BDD}

Connections

Connector	Source	Target	Notes
Generalization Source -> Destination	Public Generate ISO 21090 Wrapper Service	Public Generate Code	
Trace Source -> Destination	Public Generate ISO 21090 Wrapper Service	Public Init1pm16.pm4 - 21090 Datatype Support	

Generate Localized Datatype XML Mapping

Type: **UseCase**
 Status: Proposed. Version 1.0. Phase 1.0.
 Package: Use Case Model *Keywords:*
 Detail: Created on 5/12/2010. Last modified on 5/12/2010.
 GUID: {F589FC99-14B6-4897-8B38-896A18735DC6}

Connections

Connector	Source	Target	Notes
Trace Source -> Destination	Public Generate Localized	Public Init1pm16.pm4 - 21090	

Connector	Source	Target	Notes
	Datatype XML Mapping	Datatype Support	
Generalization Source -> Destination	Public Generate Localized Datatype XML Mapping	Public Transform Metadata	

Import Analysis Model into Modeling Tool

Type: **UseCase**
 Status: Proposed. Version 1.0. Phase 1.0.
 Package: Use Case Model *Keywords:*
 Detail: Created on 5/12/2010. Last modified on 5/12/2010.
 GUID: {7BA51163-8214-468d-8D9B-316FBDA7CD47}

Connections

Connector	Source	Target	Notes
Generalization Source -> Destination	Public Import Analysis Model into Modeling Tool	Public Reuse Metadata	
Trace Source -> Destination	Public Import Analysis Model into Modeling Tool	Public Init1pm11.pm3 - LS DAM refinement and utilization	

Import Datatypes into Modeling Tool

Type: **UseCase**
 Status: Proposed. Version 1.0. Phase 1.0.
 Package: Use Case Model *Keywords:*
 Detail: Created on 5/12/2010. Last modified on 5/12/2010.
 GUID: {1CB43DC5-689A-4f55-94FE-78DB32A29617}

Connections

Connector	Source	Target	Notes
Generalization Source -> Destination	Public Import Datatypes into Modeling Tool	Public Reuse Metadata	

Connector	Source	Target	Notes
Trace Source -> Destination	Public Import Datatypes into Modeling Tool	Public Init1pm16.pm4 - 21090 Datatype Support	

Interoperate on Datatypes

Type: **UseCase**
 Status: Proposed. Version 1.0. Phase 1.0.
 Package: Use Case Model *Keywords:*
 Detail: Created on 5/12/2010. Last modified on 5/12/2010.
 GUID: {FF9CDB6E-520D-4cb2-BF1B-79067EE8D6C3}

Connections

Connector	Source	Target	Notes
Generalization Source -> Destination	Public Interoperate on Datatypes	Public Discover Metadata	
Trace Source -> Destination	Public Interoperate on Datatypes	Public Init1pm16.pm4 - 21090 Datatype Support	
Generalization Source -> Destination	Public Exchange Localized Data	Public Interoperate on Datatypes	
Generalization Source -> Destination	Public Discover Systems with Localized Datatypes	Public Interoperate on Datatypes	

Load Entire Information Model

Type: **UseCase**
 Status: Proposed. Version 1.0. Phase 1.0.
 Package: Use Case Model *Keywords:*
 Detail: Created on 5/13/2010. Last modified on 5/13/2010.
 GUID: {4B0196CE-F44E-4847-A936-C4A21B575B4D}

Connections

Connector	Source	Target	Notes
Generalization	Public	Public	

Connector	Source	Target	Notes
Source -> Destination	Load Entire Information Model	Load Information Model	
Trace Source -> Destination	Public Load Entire Information Model	Public Init1hm2.pm6 - Reuse or create new data elements at runtime	

Load Information Model

Type: **UseCase**
 Status: Proposed. Version 1.0. Phase 1.0.
 Package: Use Case Model *Keywords:*
 Detail: Created on 5/12/2010. Last modified on 5/12/2010.
 GUID: {E38CBE5C-249C-4a13-8BFB-B4FB129E76A9}

Connections

Connector	Source	Target	Notes
Generalization Source -> Destination	Public Register Localized Datatypes	Public Load Information Model	
Trace Source -> Destination	Public Load Information Model	Public Init1pm5.pm2 - Data rollback functionality	
Generalization Source -> Destination	Public Load Entire Information Model	Public Load Information Model	
Trace Source -> Destination	Public Load Information Model	Public Init1pm11.pm3 - LS DAM refinement and utilization	
Trace Source -> Destination	Public Load Information Model	Public Init1pm16.pm4 - 21090 Datatype Support	
Generalization Source -> Destination	Public Load Information Model	Public Register Metadata	
Generalization Source -> Destination	Public Register DAM-derived Implementation Model	Public Load Information Model	

Localize Datatypes

Type: UseCase
Status: Proposed. Version 1.0. Phase 1.0.
Package: Use Case Model *Keywords:*
Detail: Created on 5/12/2010. Last modified on 5/12/2010.
GUID: {343F14B1-EFD1-4482-85FF-7851B5DC4326}

Connections

Connector	Source	Target	Notes
Generalization Source -> Destination	Public Localize Datatypes	Public Model Metadata	
Generalization Source -> Destination	Public Annotate Model	Public Localize Datatypes	
Generalization Source -> Destination	Public Refine Associations	Public Localize Datatypes	
Generalization Source -> Destination	Public Refine Classes	Public Localize Datatypes	
Generalization Source -> Destination	Public Refine Enumerations	Public Localize Datatypes	
Trace Source -> Destination	Public Localize Datatypes	Public Init1pm16.pm4 - 21090 Datatype Support	

Manage Metadata

Type: UseCase
Status: Proposed. Version 1.0. Phase 1.0.
Package: Use Case Model *Keywords:*
Detail: Created on 5/12/2010. Last modified on 5/12/2010.
GUID: {85BC66A6-239C-4af1-8CAB-10D1A0D0EABC}

Connections

Connector	Source	Target	Notes
Trace Source -> Destination	Public Manage Metadata	Public Init1pm5.pm2 - Data rollback functionality	

Connector	Source	Target	Notes
Generalization Source -> Destination	Public Remove Metadata	Public Manage Metadata	
Generalization Source -> Destination	Public Register Metadata	Public Manage Metadata	
Generalization Source -> Destination	Public Agile Metadata Management	Public Manage Metadata	
Generalization Source -> Destination	Public Model Metadata	Public Manage Metadata	

Model Algorithm Metadata

Type: UseCase
Status: Proposed. Version 1.0. Phase 1.0.
Package: Use Case Model *Keywords:*
Detail: Created on 5/12/2010. Last modified on 5/12/2010.
GUID: {959205E6-B10F-4947-AC06-8DA8D9F68A02}

Connections

Connector	Source	Target	Notes
Trace Source -> Destination	Public Model Algorithm Metadata	Public Init6pm23.pm5 - Brain Tumor in silico study - Pathology and Radiology data models	
Generalization Source -> Destination	Public Model Algorithm Metadata	Public Model Metadata	
Generalization Source -> Destination	Public Extend Algorithm Metadata	Public Model Algorithm Metadata	

Model Analytical Provenance

Type: UseCase
Status: Proposed. Version 1.0. Phase 1.0.
Package: Use Case Model *Keywords:*
Detail: Created on 5/12/2010. Last modified on 5/12/2010.
GUID: {689ED96C-FB34-4f32-87F0-796F71DD5599}

Connections

Connector	Source	Target	Notes
Trace Source -> Destination	Public Model Analytical Provenance	Public Init6pm23.pm5 - Brain Tumor in silico study - Pathology and Radiology data models	
Generalization Source -> Destination	Public Extend Analytical Provenance Model	Public Model Analytical Provenance	
Generalization Source -> Destination	Public Model Analytical Provenance	Public Model Metadata	

Model Metadata

Type: **UseCase**
Status: Proposed. Version 1.0. Phase 1.0.
Package: Use Case Model **Keywords:**
Detail: Created on 5/12/2010. Last modified on 5/12/2010.
GUID: {42443130-6879-4ce8-892B-B7AF12D890EF}

Connections

Connector	Source	Target	Notes
Generalization Source -> Destination	Public Model Metadata Dynamically in Local Data Collection Tool	Public Model Metadata	
Generalization Source -> Destination	Public Add Enumerations	Public Model Metadata	
Generalization Source -> Destination	Public Localize Datatypes	Public Model Metadata	
Trace Source -> Destination	Public Model Metadata	Public Init6pm23.pm5 - Brain Tumor in silico study - Pathology and Radiology data models	
Generalization Source -> Destination	Public Model Algorithm	Public Model Metadata	

Connector	Source	Target	Notes
	Metadata		
Generalization Source -> Destination	Public Add Classes	Public Model Metadata	
Generalization Source -> Destination	Public Derive Implementation Model	Public Model Metadata	
Generalization Source -> Destination	Public Model Research Methodology	Public Model Metadata	
Generalization Source -> Destination	Public Refine Analysis Model in Modeling Tool	Public Model Metadata	
Generalization Source -> Destination	Public Annotate Model	Public Model Metadata	
Generalization Source -> Destination	Public Add Attributes	Public Model Metadata	
Generalization Source -> Destination	Public Add Associations	Public Model Metadata	
Generalization Source -> Destination	Public Model Analytical Provenance	Public Model Metadata	
Generalization Source -> Destination	Public Model Metadata	Public Manage Metadata	
Trace Source -> Destination	Public Model Metadata	Public Init1pm11.pm3 - LS DAM refinement and utilization	
Trace Source -> Destination	Public Model Metadata	Public Init1pm16.pm4 - 21090 Datatype Support	

Model Metadata Dynamically in Local Data Collection Tool

Type: UseCase
Status: Proposed. Version 1.0. Phase 1.0.
Package: Use Case Model *Keywords:*
Detail: Created on 5/13/2010. Last modified on 5/13/2010.
GUID: {171CA6E3-D046-4ceb-B410-B27AE11E7089}

Connections

Connector	Source	Target	Notes
Generalization Source -> Destination	Public Model Metadata Dynamically in Local Data Collection Tool	Public Model Metadata	
Generalization Source -> Destination	Public Create Data Element in Local Data Collection Tool	Public Model Metadata Dynamically in Local Data Collection Tool	
Trace Source -> Destination	Public Model Metadata Dynamically in Local Data Collection Tool	Public Init1hm2.pm6 - Reuse or create new data elements at runtime	

Model Research Methodology

Type: **UseCase**
Status: Proposed. Version 1.0. Phase 1.0.
Package: Use Case Model *Keywords:*
Detail: Created on 5/12/2010. Last modified on 5/12/2010.
GUID: {6325A084-773A-41f9-81B8-E74E55549B17}

Connections

Connector	Source	Target	Notes
Trace Source -> Destination	Public Model Research Methodology	Public Init6pm23.pm5 - Brain Tumor in silico study - Pathology and Radiology data models	
Generalization Source -> Destination	Public Extend Research Methodology Model	Public Model Research Methodology	
Generalization Source -> Destination	Public Model Research Methodology	Public Model Metadata	

Refine Analysis Model in Modeling Tool

Type: **UseCase**

Status: Proposed. Version 1.0. Phase 1.0.
Package: Use Case Model *Keywords:*
Detail: Created on 5/12/2010. Last modified on 5/12/2010.
GUID: {8C4D2F75-CCDC-4e67-A059-81464FC28A07}

Connections

Connector	Source	Target	Notes
Generalization Source -> Destination	Public Refine Classes	Public Refine Analysis Model in Modeling Tool	
Generalization Source -> Destination	Public Annotate Model	Public Refine Analysis Model in Modeling Tool	
Generalization Source -> Destination	Public Refine Associations	Public Refine Analysis Model in Modeling Tool	
Generalization Source -> Destination	Public Refine Analysis Model in Modeling Tool	Public Model Metadata	
Trace Source -> Destination	Public Refine Analysis Model in Modeling Tool	Public Init1pm11.pm3 - LS DAM refinement and utilization	
Generalization Source -> Destination	Public Refine Enumerations	Public Refine Analysis Model in Modeling Tool	

Refine Associations

Type: **UseCase**
Status: Proposed. Version 1.0. Phase 1.0.
Package: Use Case Model *Keywords:*
Detail: Created on 5/12/2010. Last modified on 5/12/2010.
GUID: {DA3D451D-8856-4b4f-945F-1BD29C1A7625}

Connections

Connector	Source	Target	Notes
Generalization Source -> Destination	Public Refine Associations	Public Refine Analysis Model in Modeling Tool	

Connector	Source	Target	Notes
Generalization Source -> Destination	Public Refine Associations	Public Localize Datatypes	
Trace Source -> Destination	Public Refine Associations	Public Init1pm11.pm3 - LS DAM refinement and utilization	
Trace Source -> Destination	Public Refine Associations	Public Init1pm16.pm4 - 21090 Datatype Support	

Refine Classes

Type: UseCase
Status: Proposed. Version 1.0. Phase 1.0.
Package: Use Case Model **Keywords:**
Detail: Created on 5/12/2010. Last modified on 5/12/2010.
GUID: {ABA02A29-09B9-4d18-94E9-23D9DA6B4CAF}

Connections

Connector	Source	Target	Notes
Generalization Source -> Destination	Public Refine Classes	Public Refine Analysis Model in Modeling Tool	
Generalization Source -> Destination	Public Refine Classes	Public Localize Datatypes	
Trace Source -> Destination	Public Refine Classes	Public Init1pm16.pm4 - 21090 Datatype Support	
Trace Source -> Destination	Public Refine Classes	Public Init1pm11.pm3 - LS DAM refinement and utilization	

Refine Datatypes

Type: UseCase
Status: Proposed. Version 1.0. Phase 1.0.
Package: Use Case Model **Keywords:**
Detail: Created on 5/12/2010. Last modified on 5/12/2010.

GUID: {4B3F1051-4CB1-4ba9-A46D-179DDF347A9F}

Connections

Connector	Source	Target	Notes
<u>Generalization</u> Source -> Destination	Public Refine Datatypes	Public Derive Implementation Model	
<u>Trace</u> Source -> Destination	Public Refine Datatypes	Public Init1pm11.pm3 - LS DAM refinement and utilization	

Refine Enumerations

Type: UseCase
Status: Proposed. Version 1.0. Phase 1.0.
Package: Use Case Model **Keywords:**
Detail: Created on 5/12/2010. Last modified on 5/12/2010.
GUID: {A3D5F96A-3FFA-4f80-A925-BBB9E89D1469}

Connections

Connector	Source	Target	Notes
<u>Generalization</u> Source -> Destination	Public Refine Enumerations	Public Derive Implementation Model	
<u>Generalization</u> Source -> Destination	Public Refine Enumerations	Public Localize Datatypes	
<u>Trace</u> Source -> Destination	Public Refine Enumerations	Public Init1pm16.pm4 - 21090 Datatype Support	
<u>Trace</u> Source -> Destination	Public Refine Enumerations	Public Init1pm11.pm3 - LS DAM refinement and utilization	
<u>Generalization</u> Source -> Destination	Public Refine Enumerations	Public Refine Analysis Model in Modeling Tool	

Refine Multiplicities

Type: UseCase
Status: Proposed. Version 1.0. Phase 1.0.
Package: Use Case Model *Keywords:*
Detail: Created on 5/12/2010. Last modified on 5/12/2010.
GUID: {6B5671A1-C274-4376-A42A-08C6159FB646}

Connections

Connector	Source	Target	Notes
<u>Generalization</u> Source -> Destination	Public Refine Multiplicities	Public Derive Implementation Model	
<u>Trace</u> Source -> Destination	Public Refine Multiplicities	Public Init1pm11.pm3 - LS DAM refinement and utilization	

Refine Names

Type: UseCase
Status: Proposed. Version 1.0. Phase 1.0.
Package: Use Case Model *Keywords:*
Detail: Created on 5/12/2010. Last modified on 5/12/2010.
GUID: {001F7B2D-0568-47b3-8AEF-99B58E63A5A0}

Connections

Connector	Source	Target	Notes
<u>Generalization</u> Source -> Destination	Public Refine Names	Public Derive Implementation Model	
<u>Trace</u> Source -> Destination	Public Refine Names	Public Init1pm11.pm3 - LS DAM refinement and utilization	

Register DAM-derived Implementation Model

Type: UseCase
Status: Proposed. Version 1.0. Phase 1.0.
Package: Use Case Model *Keywords:*

Detail: Created on 5/12/2010. Last modified on 5/12/2010.
GUID: {DF558A61-78CB-4047-AE22-F5F7A233E167}

Connections

Connector	Source	Target	Notes
<u>Trace</u> Source -> Destination	Public Register DAM-derived Implementation Model	Public Init1pm11.pm3 - LS DAM refinement and utilization	
<u>Generalization</u> Source -> Destination	Public Register DAM-derived Implementation Model	Public Load Information Model	

Register Data Elements Locally

Type: **UseCase**
Status: Proposed. Version 1.0. Phase 1.0.
Package: Use Case Model *Keywords:*
Detail: Created on 5/13/2010. Last modified on 5/13/2010.
GUID: {AD29CB77-96EB-4b3c-9AE9-A369DE7C7311}

Connections

Connector	Source	Target	Notes
<u>Trace</u> Source -> Destination	Public Register Data Elements Locally	Public Init1hm2.pm6 - Reuse or create new data elements at runtime	
<u>Generalization</u> Source -> Destination	Public Register Data Elements Locally	Public Register Metadata	

Register Localized Datatypes

Type: **UseCase**
Status: Proposed. Version 1.0. Phase 1.0.
Package: Use Case Model *Keywords:*
Detail: Created on 5/12/2010. Last modified on 5/12/2010.
GUID: {0B95A749-5652-4b0b-9598-C3D449F6610B}

Connections

Connector	Source	Target	Notes
Generalization Source -> Destination	Public Register Localized Datatypes	Public Load Information Model	
Trace Source -> Destination	Public Register Localized Datatypes	Public Init1pm16.pm4 - 21090 Datatype Support	

Register Metadata

Type: UseCase
Status: Proposed. Version 1.0. Phase 1.0.
Package: Use Case Model *Keywords:*
Detail: Created on 5/12/2010. Last modified on 5/12/2010.
GUID: {C68FAB92-AF9C-4917-99F3-60CFD3007364}

Connections

Connector	Source	Target	Notes
Generalization Source -> Destination	Public Register Metadata	Public Manage Metadata	
Trace Source -> Destination	Public Register Metadata	Public Init1pm1.pm1 - ICR IRWG Requirements - Model Loading	
Trace Source -> Destination	Public Register Metadata	Public Init1pm5.pm2 - Data rollback functionality	
Trace Source -> Destination	Public Register Metadata	Public Init1pm16.pm4 - 21090 Datatype Support	
Trace Source -> Destination	Public Register Metadata	Public Init1pm11.pm3 - LS DAM refinement and utilization	
Generalization Source -> Destination	Public Register Data Elements Locally	Public Register Metadata	
Generalization	Public	Public	

Connector	Source	Target	Notes
Source -> Destination	Load Information Model	Register Metadata	

Remove Metadata

Type: UseCase
Status: Proposed. Version 1.0. Phase 1.0.
Package: Use Case Model *Keywords:*
Detail: Created on 5/12/2010. Last modified on 5/12/2010.
GUID: {F419AF2E-6F12-4960-9202-825D02F81691}

Connections

Connector	Source	Target	Notes
<u>Trace</u> Source -> Destination	Public Remove Metadata	Public Init1pm5.pm2 - Data rollback functionality	
<u>Generalization</u> Source -> Destination	Public Remove Metadata	Public Manage Metadata	
<u>Generalization</u> Source -> Destination	Public Rollback Metadata Load	Public Remove Metadata	

Reuse Dynamically Created Data Elements from Data Collection Tool

Type: UseCase
Status: Proposed. Version 1.0. Phase 1.0.
Package: Use Case Model *Keywords:*
Detail: Created on 5/13/2010. Last modified on 5/13/2010.
GUID: {B1C9DDD9-CAD6-4b02-8DBB-6DC53A1979EF}

Connections

Connector	Source	Target	Notes
<u>Generalization</u> Source -> Destination	Public Reuse Dynamically Created Data Elements from Data Collection Tool	Public Reuse Metadata	

Reuse Metadata

Type: UseCase
Status: Proposed. Version 1.0. Phase 1.0.
Package: Use Case Model *Keywords:*
Detail: Created on 5/12/2010. Last modified on 5/12/2010.
GUID: {71B18367-F2AE-4dae-BA90-DAAE719E49F9}

Connections

Connector	Source	Target	Notes
Generalization Source -> Destination	Public Reuse Metadata	Public Discover Metadata	
Generalization Source -> Destination	Public Import Datatypes into Modeling Tool	Public Reuse Metadata	
Generalization Source -> Destination	Public Reuse Dynamically Created Data Elements from Data Collection Tool	Public Reuse Metadata	
Generalization Source -> Destination	Public Import Analysis Model into Modeling Tool	Public Reuse Metadata	
Generalization Source -> Destination	Public Fetch Entire Information Model	Public Reuse Metadata	
Trace Source -> Destination	Public Reuse Metadata	Public Init1pm1.pm1 - ICR IRWG Requirements - Model Loading	
Trace Source -> Destination	Public Reuse Metadata	Public Init1pm16.pm4 - 21090 Datatype Support	

Rollback Metadata Load

Type: UseCase
Status: Proposed. Version 1.0. Phase 1.0.
Package: Use Case Model *Keywords:*
Detail: Created on 5/12/2010. Last modified on 5/12/2010.
GUID: {446D0EBA-C50D-460f-9478-2C0F557DB861}

Connections

Connector	Source	Target	Notes
<u>Trace</u> Source -> Destination	Public Rollback Metadata Load	Public Init1pm5.pm2 - Data rollback functionality	
<u>Generalization</u> Source -> Destination	Public Rollback Metadata Load	Public Remove Metadata	

Search Metadata

Type: **UseCase**
Status: Proposed. Version 1.0. Phase 1.0.
Package: Use Case Model *Keywords:*
Detail: Created on 5/13/2010. Last modified on 5/13/2010.
GUID: {F9B3B0C5-F5D1-4dd8-9926-2A87CFBCB54F}

Connections

Connector	Source	Target	Notes
<u>Generalization</u> Source -> Destination	Public Search Metadata	Public Discover Metadata	
<u>Generalization</u> Source -> Destination	Public Find CDE via Typeahead	Public Search Metadata	
<u>Generalization</u> Source -> Destination	Public Search for CDEs	Public Search Metadata	
<u>Trace</u> Source -> Destination	Public Search Metadata	Public Init1hm2.pm6 - Reuse or create new data elements at runtime	

Search for CDEs

Type: **UseCase**
Status: Proposed. Version 1.0. Phase 1.0.
Package: Use Case Model *Keywords:*
Detail: Created on 5/13/2010. Last modified on 5/13/2010.

GUID: {5E669F6E-7EE3-4476-A199-6A2C0F01C1D7}

Connections

Connector	Source	Target	Notes
<u>Generalization</u> Source -> Destination	Public Search for CDEs	Public Search Metadata	
<u>Trace</u> Source -> Destination	Public Search for CDEs	Public Init1hm2.pm6 - Reuse or create new data elements at runtime	

Share Dynamically Created Metadata

Type: UseCase
Status: Proposed. Version 1.0. Phase 1.0.
Package: Use Case Model **Keywords:**
Detail: Created on 5/13/2010. Last modified on 5/13/2010.
GUID: {3218DC7B-7C55-4d9b-A706-70A3A456194A}

Connections

Connector	Source	Target	Notes
<u>Generalization</u> Source -> Destination	Public Share Dynamically Created Metadata	Public Share Metadata	
<u>Trace</u> Source -> Destination	Public Share Dynamically Created Metadata	Public Init1hm2.pm6 - Reuse or create new data elements at runtime	

Share Metadata

Type: UseCase
Status: Proposed. Version 1.0. Phase 1.0.
Package: Use Case Model **Keywords:**
Detail: Created on 5/12/2010. Last modified on 5/12/2010.
GUID: {B290E92D-140E-4065-AB5A-A625FF24EACE}

Connections

Connector	Source	Target	Notes
Generalization Source -> Destination	Public Share Dynamically Created Metadata	Public Share Metadata	
Trace Source -> Destination	Public Share Metadata	Public Init6pm23.pm5 - Brain Tumor in silico study - Pathology and Radiology data models	
Generalization Source -> Destination	Public Associate Algorithm Metadata with Analytical Results	Public Share Metadata	
Trace Source -> Destination	Public Share Metadata	Public Init1hm2.pm6 - Reuse or create new data elements at runtime	

Transform Metadata

Type: **UseCase**
 Status: Proposed. Version 1.0. Phase 1.0.
 Package: Use Case Model *Keywords:*
 Detail: Created on 5/12/2010. Last modified on 5/12/2010.
 GUID: {D2E7AF69-0BB3-4942-A0CB-F61CD91386DB}

Connections

Connector	Source	Target	Notes
Generalization Source -> Destination	Public Generate DAM Mapping Document	Public Transform Metadata	
Generalization Source -> Destination	Public Generate Compatibility Review Artifacts	Public Transform Metadata	
Generalization Source -> Destination	Public Generate Localized Datatype XML Mapping	Public Transform Metadata	

Actors

Type: Package
Status: Proposed. Version 1.0. Phase 1.0.
Package: Use Case Model
Detail: Created on 11/19/2005. Last modified on 11/19/2005
GUID: {A6CBA217-0EAA-40ee-AE5A-505B41FD4EC8}

Actors - (Use Case diagram)

Created By: Administrator on 11/19/2005
Last Modified: 5/12/2010
Version: 1.0. **Locked:** False
GUID: {7E059CE3-872B-44bf-93D5-F825B9DFDB39}

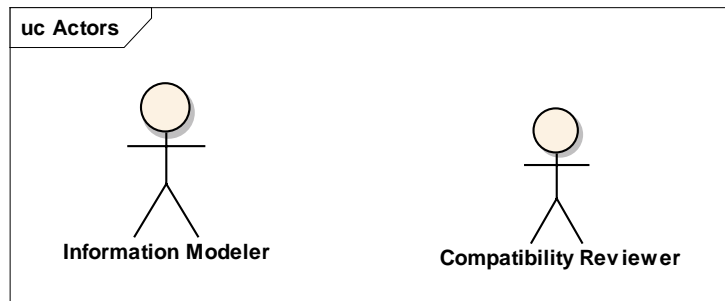


Figure: 16

Compatibility Reviewer

Type: Actor
Status: Proposed. Version 1.0. Phase 1.0.
Package: Actors **Keywords:**
Detail: Created on 5/12/2010. Last modified on 5/12/2010.
GUID: {76EA267B-87B7-4833-8C25-377C65A99B18}

Connections

Connector	Source	Target	Notes
<u>Association</u> Unspecified	Public Compatibility Reviewer	Public Access Compatibility Review Artifacts	

Information Modeler

Type: Actor
Status: Proposed. Version 1.0. Phase 1.0.
Package: Actors **Keywords:**
Detail: Created on 11/19/2005. Last modified on 5/12/2010.
GUID: {613276A2-001F-4acb-8D85-D366D899170E}

Connections

Connector	Source	Target	Notes
Association Unspecified	Public Information Modeler	Public Generate Compatibility Review Artifacts	

Traceability Model

Type: **Package**
Status: Proposed. Version 1.0. Phase 1.0.
Package: Model
Detail: Created on 6/7/2010. Last modified on 6/7/2010
GUID: {86BBE7E9-E82A-46b7-86E1-B7CCC8127B62}

Traceability Model - (Documentation diagram)

Created By: Administrator on 6/7/2010
Last Modified: 6/14/2010
Version: 1.0. *Locked:* False
GUID: {DA536AF3-9FAA-4810-B7AC-3442674A1F10}

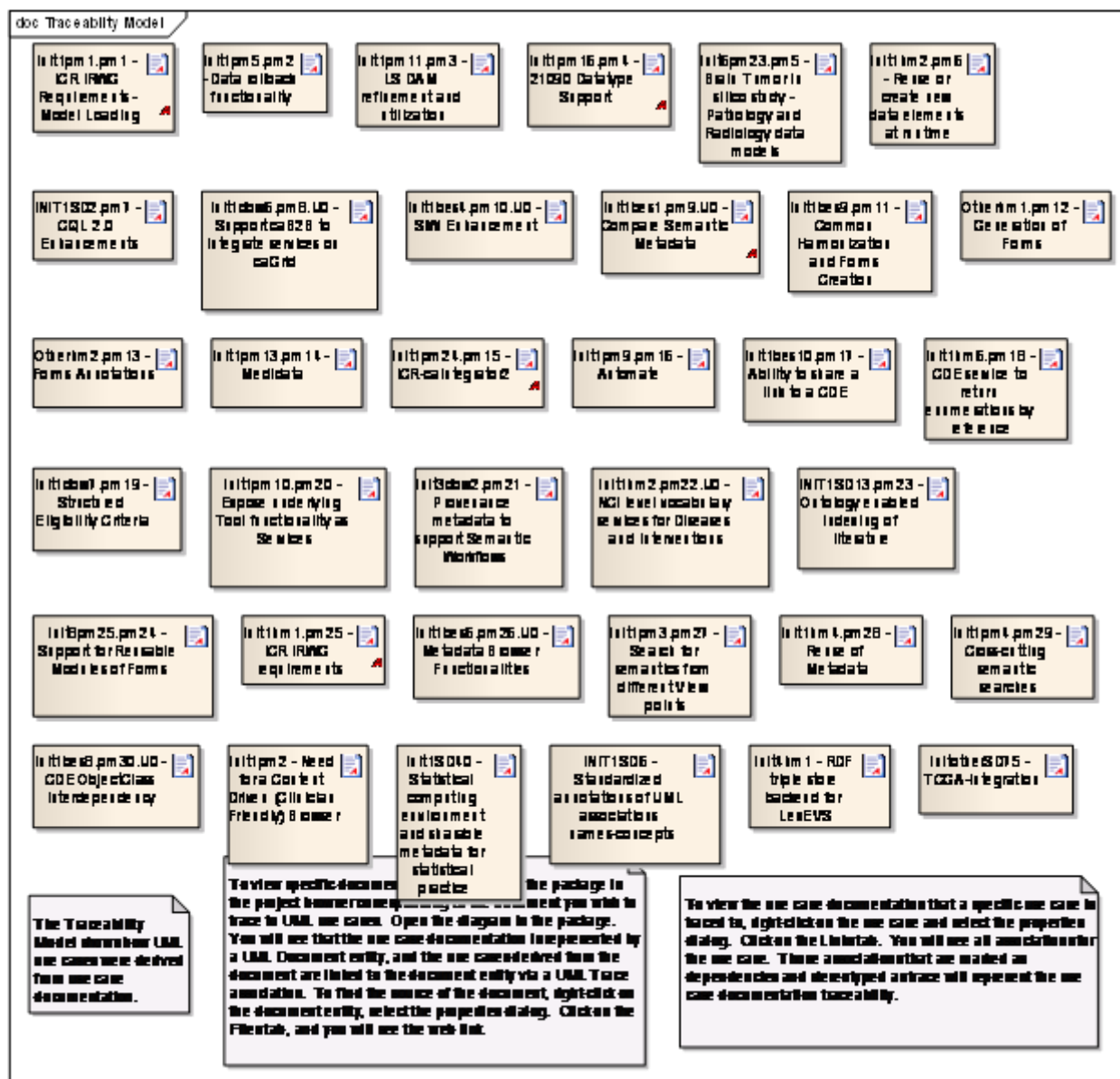


Figure: 17

INIT1SD13.pm23 - Ontology enabled indexing of literature

Type: Package
Status: Proposed. Version 1.0. Phase 1.0.
Package: Traceability Model
Detail: Created on 6/9/2010. Last modified on 6/9/2010
GUID: {B4271A6D-7AC9-4a45-9692-8353175411C4}

INIT1SD13.pm23 - Ontology enabled indexing of literature - (Documentation diagram)

Created By: Administrator on 6/9/2010
Last Modified: 6/9/2010

Version: 1.0. Locked: False
 GUID: {A4728044-1810-462e-B1AE-247C85331C75}

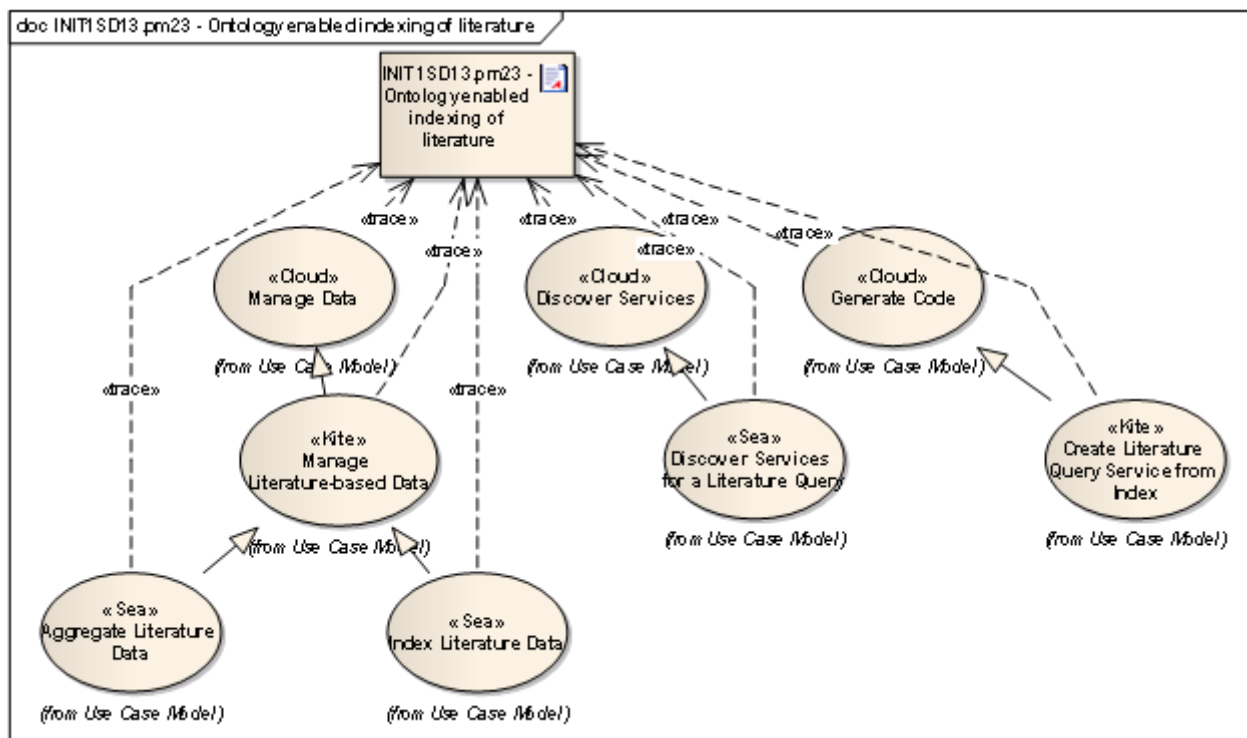


Figure: 18

INIT1SD13.pm23 - Ontology enabled indexing of literature

Type: **Artifact**
 Status: Proposed. Version 1.0. Phase 1.0.
 Package: INIT1SD13.pm23 - Ontology enabled indexing of literature *Keywords:*
 Detail: Created on 6/9/2010. Last modified on 6/9/2010.
 GUID: {A0CA0A33-F369-49f0-AAF3-32F10263AC0E}

Custom Properties

- fileName =

Associated Files

- Web Address <https://wiki.nci.nih.gov/x/UZF9AQ>

Connections

Connector	Source	Target	Notes
-----------	--------	--------	-------

Connector	Source	Target	Notes
<u>Trace</u> Source -> Destination	Public Manage Data	Public INIT1SD13.pm23 - Ontology enabled indexing of literature	
<u>Trace</u> Source -> Destination	Public Generate Code	Public INIT1SD13.pm23 - Ontology enabled indexing of literature	
<u>Trace</u> Source -> Destination	Public Create Literature Query Service from Index	Public INIT1SD13.pm23 - Ontology enabled indexing of literature	
<u>Trace</u> Source -> Destination	Public Discover Services for a Literature Query	Public INIT1SD13.pm23 - Ontology enabled indexing of literature	
<u>Trace</u> Source -> Destination	Public Manage Literature- based Data	Public INIT1SD13.pm23 - Ontology enabled indexing of literature	
<u>Trace</u> Source -> Destination	Public Index Literature Data	Public INIT1SD13.pm23 - Ontology enabled indexing of literature	
<u>Trace</u> Source -> Destination	Public Aggregate Literature Data	Public INIT1SD13.pm23 - Ontology enabled indexing of literature	
<u>Trace</u> Source -> Destination	Public Discover Services	Public INIT1SD13.pm23 - Ontology enabled indexing of literature	

INIT1SD2.pm7 - CQL 2.0 Enhancements

Type: **Package**
Status: Proposed. Version 1.0. Phase 1.0.
Package: Traceability Model
Detail: Created on 6/9/2010. Last modified on 6/9/2010
GUID: {AB34B7D3-EC84-4dfd-8B6F-4C3EF481F6D2}

INIT1SD2.pm7 - CQL 2.0 Enhancements - (Documentation diagram)

Created By: Administrator on 6/9/2010

Last Modified: 6/9/2010
 Version: 1.0. Locked: False
 GUID: {FAE0BB1F-BDD6-405a-AA16-9DD3231990E7}

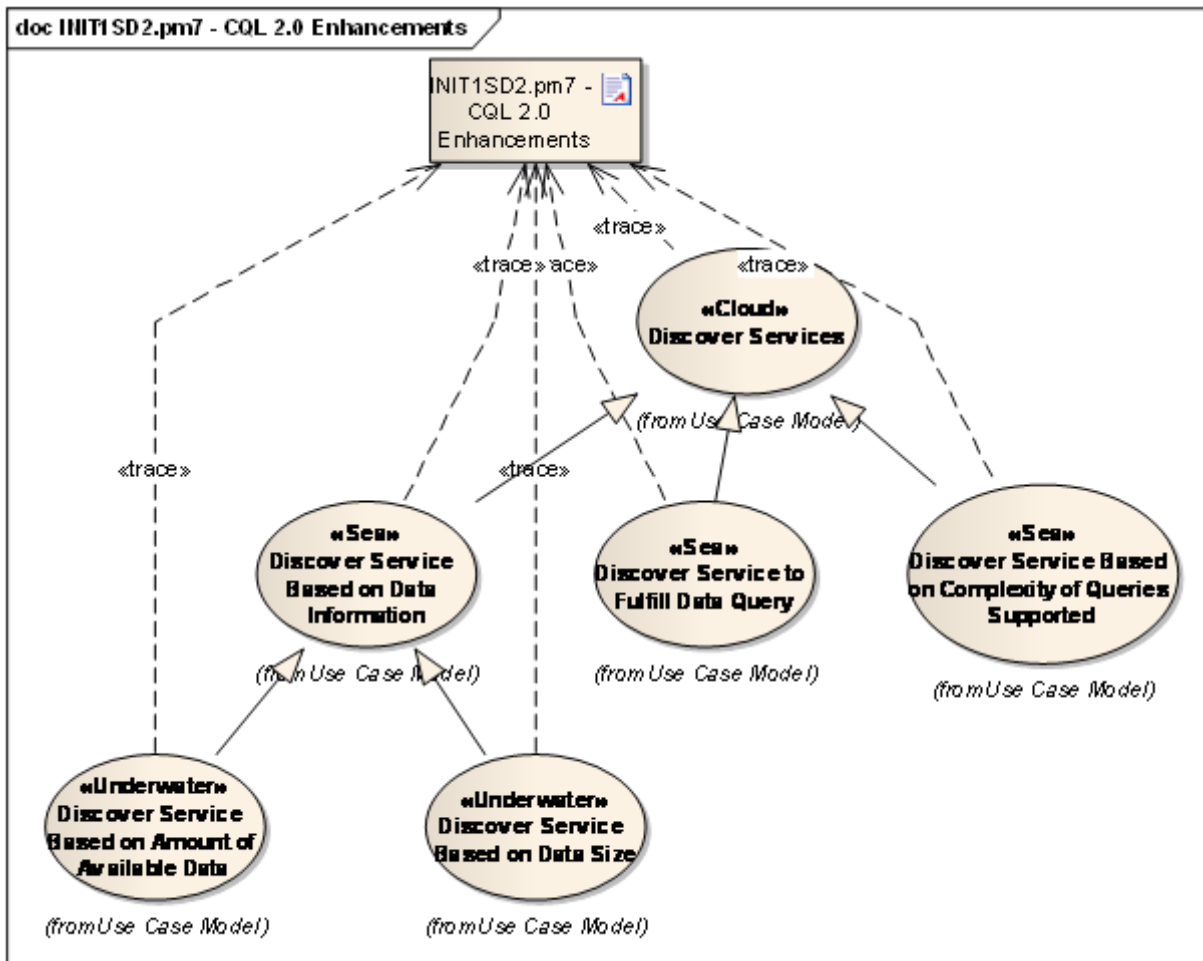


Figure: 19

INIT1SD2.pm7 - CQL 2.0 Enhancements

Type: **Artifact**
 Status: Proposed. Version 1.0. Phase 1.0.
 Package: INIT1SD2.pm7 - CQL 2.0 Enhancements *Keywords:*
 Detail: Created on 6/9/2010. Last modified on 6/9/2010.
 GUID: {8B9D1DC1-0848-40cc-8DFD-1F72E96678AA}

Custom Properties

- fileName =

Associated Files

Associated Files

- Web Address <https://wiki.nci.nih.gov/x/HGRyAQ>

Connections

Connector	Source	Target	Notes
Trace Source -> Destination	Public Discover Service Based on Data Information	Public INIT1SD2.pm7 - CQL 2.0 Enhancements	
Trace Source -> Destination	Public Discover Service Based on Complexity of Queries Supported	Public INIT1SD2.pm7 - CQL 2.0 Enhancements	
Trace Source -> Destination	Public Discover Service to Fulfill Data Query	Public INIT1SD2.pm7 - CQL 2.0 Enhancements	
Trace Source -> Destination	Public Discover Services	Public INIT1SD2.pm7 - CQL 2.0 Enhancements	
Trace Source -> Destination	Public Discover Service Based on Amount of Available Data	Public INIT1SD2.pm7 - CQL 2.0 Enhancements	
Trace Source -> Destination	Public Discover Service Based on Data Size	Public INIT1SD2.pm7 - CQL 2.0 Enhancements	

INIT1SD6 - Standardized annotations of UML associations names- concepts

Type: **Package**
Status: Proposed. Version 1.0. Phase 1.0.
Package: Traceability Model
Detail: Created on 6/14/2010. Last modified on 6/14/2010
GUID: {392015B2-EA8E-4cc4-87C5-3E90EBF083E5}

INIT1SD6 - Standardized annotations of UML associations names-concepts - (Documentation diagram)

Created By: Administrator on 6/14/2010
Last Modified: 6/14/2010
Version: 1.0. **Locked:** False
GUID: {BF6A6998-5EF3-44e2-91B0-6028E89BE044}

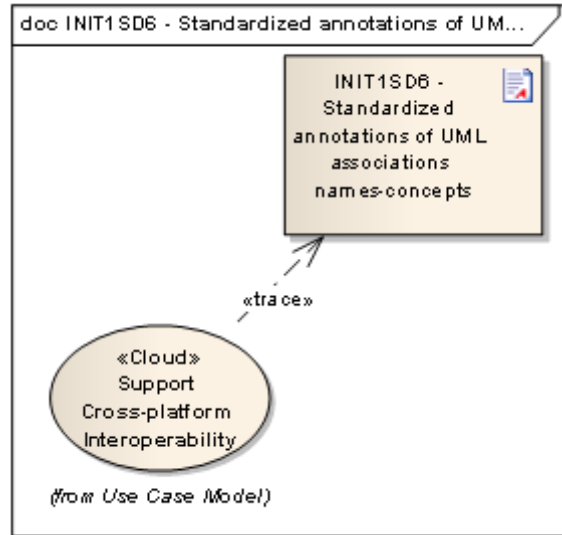


Figure: 20

INIT1SD6 - Standardized annotations of UML associations names-concepts

Type: Artifact
Status: Proposed. Version 1.0. Phase 1.0.
Package: INIT1SD6 - Standardized annotations of UML associations names-concepts *Keywords:*
Detail: Created on 6/14/2010. Last modified on 6/14/2010.
GUID: {0D531DA1-D681-45e1-AC51-32764A09D9D3}

Custom Properties

- fileName =

Connections

Connector	Source	Target	Notes
Trace Source -> Destination	Public Support Cross-platform Interoperability	Public INIT1SD6 - Standardized annotations of UML associations names-concepts	

Init1SD40 - Statistical computing environment and sharable metadata for statistical practice

Type: Package
Status: Proposed. Version 1.0. Phase 1.0.

Package: Traceability Model
 Detail: Created on 6/14/2010. Last modified on 6/14/2010
 GUID: {3FC0DA5B-7568-4f0a-9706-9B6BFD568DDA}

Init1SD40 - Statistical computing environment and sharable metadata for statistical practice - (Documentation diagram)

Created By: Administrator on 6/14/2010
 Last Modified: 6/14/2010
 Version: 1.0. Locked: False
 GUID: {36CEF852-D5A9-4d3b-B1E0-AE5773C1AC27}

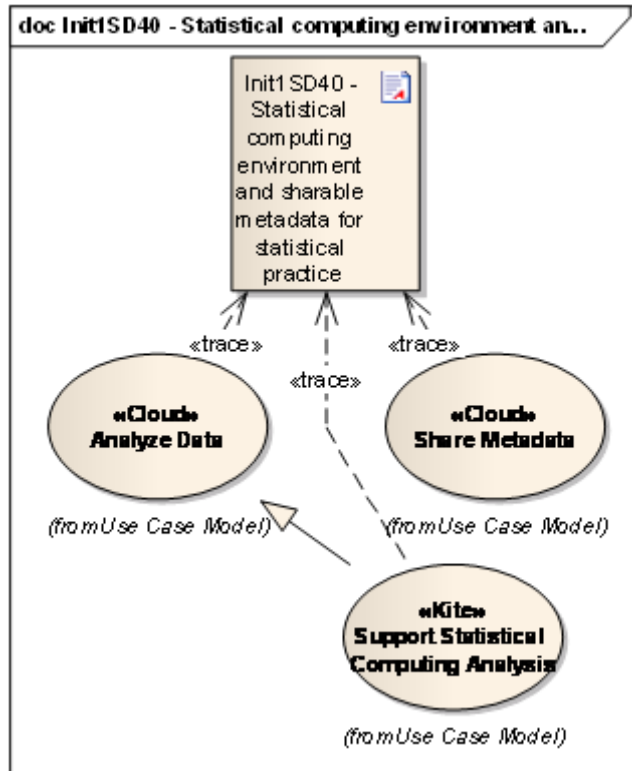


Figure: 21

Init1SD40 - Statistical computing environment and sharable metadata for statistical practice

Type: **Artifact**
 Status: Proposed. Version 1.0. Phase 1.0.
 Package: Init1SD40 - Statistical computing environment and sharable metadata for statistical practice
 Keywords:
 Detail: Created on 6/14/2010. Last modified on 6/14/2010.
 GUID: {D053EC0E-A32F-4a36-B314-76126F53513D}

Custom Properties

Custom Properties

- fileName =

Connections

Connector	Source	Target	Notes
Trace Source -> Destination	Public Share Metadata	Public Init1SD40 - Statistical computing environment and sharable metadata for statistical practice	
Trace Source -> Destination	Public Analyze Data	Public Init1SD40 - Statistical computing environment and sharable metadata for statistical practice	
Trace Source -> Destination	Public Support Statistical Computing Analysis	Public Init1SD40 - Statistical computing environment and sharable metadata for statistical practice	

Init1bes1.pm9.U0 - Compare Semantic Metadata

Type: **Package**
Status: Proposed. Version 1.0. Phase 1.0.
Package: Traceability Model
Detail: Created on 6/9/2010. Last modified on 6/9/2010
GUID: {C7F2F6C4-944F-401b-92C2-C5FFA45FD196}

Init1bes1.pm9.U0 - Compare Semantic Metadata - (Documentation diagram)

Created By: Administrator on 6/9/2010
Last Modified: 6/9/2010
Version: 1.0. *Locked:* False
GUID: {3984FC49-C011-484f-AB97-532A5BECC476}

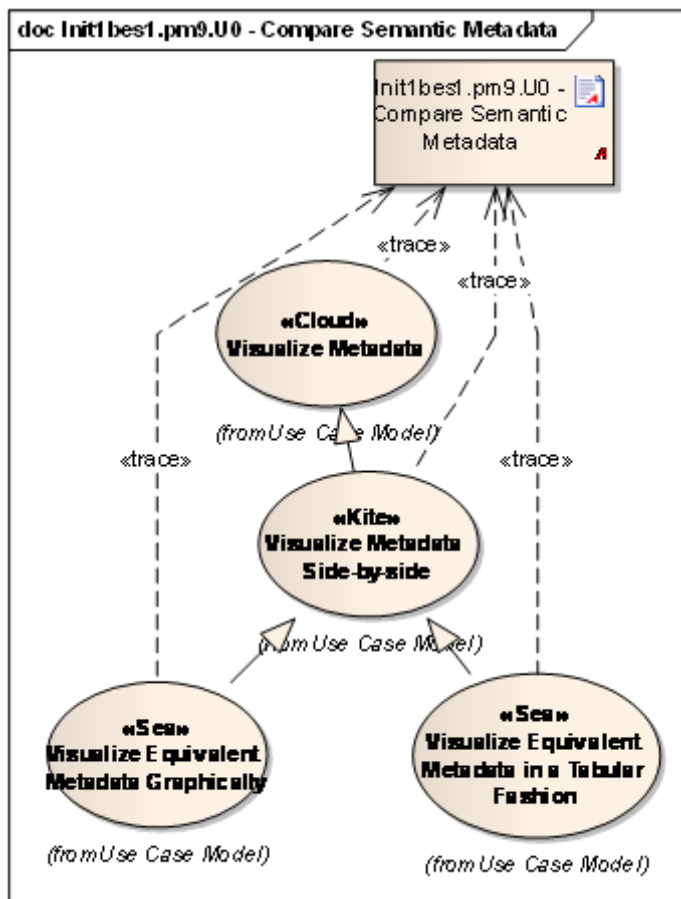


Figure: 22

Init1bes1.pm9.U0 - Compare Semantic Metadata

Type: **Artifact**

Status: Proposed. Version 1.0. Phase 1.0.

Package: Init1bes1.pm9.U0 - Compare Semantic Metadata *Keywords:*

Detail: Created on 6/9/2010. Last modified on 6/9/2010.

GUID: {BEEFFFF5-7B23-42d2-A5BA-2AE4CEA45448}

Custom Properties

- fileName =

Associated Files

- Web Address <https://wiki.nci.nih.gov/x/qxJyAQ>

Connections

Connector	Source	Target	Notes
Trace Source -> Destination	Public Visualize Equivalent Metadata in a Tabular Fashion	Public Init1bes1.pm9.U0 - Compare Semantic Metadata	
Trace Source -> Destination	Public Visualize Metadata	Public Init1bes1.pm9.U0 - Compare Semantic Metadata	
Trace Source -> Destination	Public Visualize Equivalent Metadata Graphically	Public Init1bes1.pm9.U0 - Compare Semantic Metadata	
Trace Source -> Destination	Public Visualize Metadata Side-by-side	Public Init1bes1.pm9.U0 - Compare Semantic Metadata	

Init1bes10.pm17 - Ability to share a link to a CDE

Type: **Package**
Status: Proposed. Version 1.0. Phase 1.0.
Package: Traceability Model
Detail: Created on 6/9/2010. Last modified on 6/9/2010
GUID: {648EB940-3525-4416-8F22-F2746DE147E3}

Init1bes10.pm17 - Ability to share a link to a CDE - (Documentation diagram)

Created By: Administrator on 6/9/2010
Last Modified: 6/9/2010
Version: 1.0. *Locked:* False
GUID: {F0061E0A-2BCC-49e0-9542-258245A2791D}

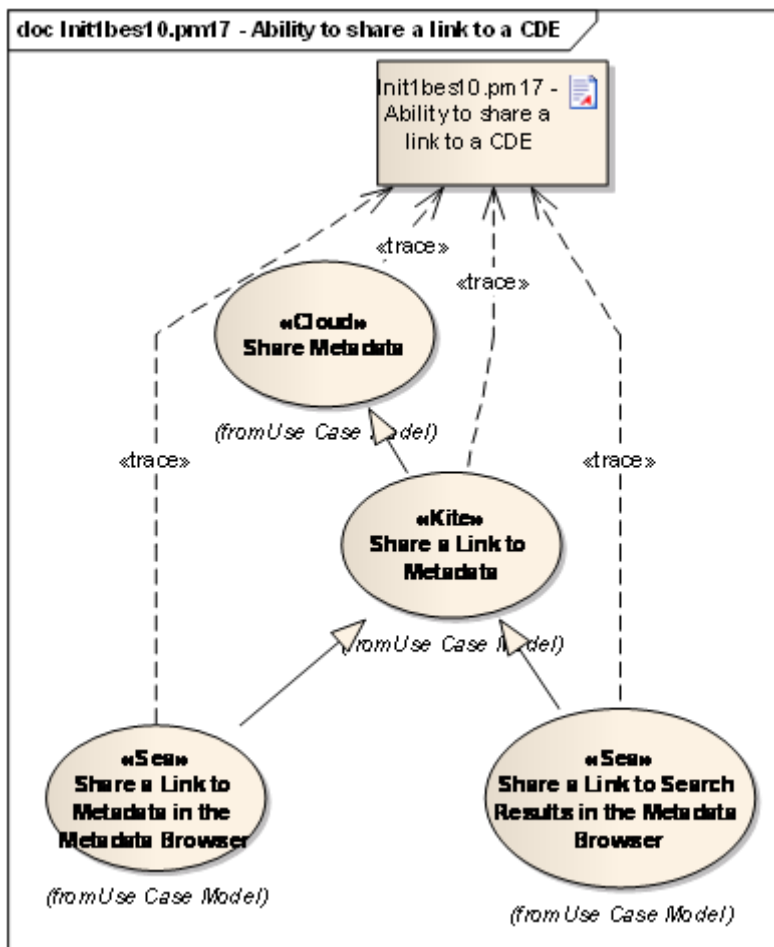


Figure: 23

Init1bes10.pm17 - Ability to share a link to a CDE

Type: **Artifact**
 Status: Proposed. Version 1.0. Phase 1.0.
 Package: Init1bes10.pm17 - Ability to share a link to a CDE *Keywords:*
 Detail: Created on 6/9/2010. Last modified on 6/9/2010.
 GUID: {75B6353E-32F5-437a-9D7E-4D2BA1012754}

Custom Properties

- fileName =

Associated Files

- Web Address <https://wiki.nci.nih.gov/x/GZB9AQ>

Connections

Connector	Source	Target	Notes
<u>Trace</u> Source -> Destination	Public Share a Link to Search Results in the Metadata Browser	Public Init1bes10.pm17 - Ability to share a link to a CDE	
<u>Trace</u> Source -> Destination	Public Share a Link to Metadata in the Metadata Browser	Public Init1bes10.pm17 - Ability to share a link to a CDE	
<u>Trace</u> Source -> Destination	Public Share Metadata	Public Init1bes10.pm17 - Ability to share a link to a CDE	
<u>Trace</u> Source -> Destination	Public Share a Link to Metadata	Public Init1bes10.pm17 - Ability to share a link to a CDE	

Init1bes4.pm10.U0 - SIW Enhancement

Type: **Package**
Status: Proposed. Version 1.0. Phase 1.0.
Package: Traceability Model
Detail: Created on 6/9/2010. Last modified on 6/9/2010
GUID: {832DC57D-55C3-4bf0-8A5F-A82B7C3C2C5A}

Init1bes4.pm10.U0 - SIW Enhancement - (Documentation diagram)

Created By: Administrator on 6/9/2010
Last Modified: 6/9/2010
Version: 1.0. *Locked:* False
GUID: {82E00D6C-4A09-4e51-99B3-EA1CEC3C2EFC}

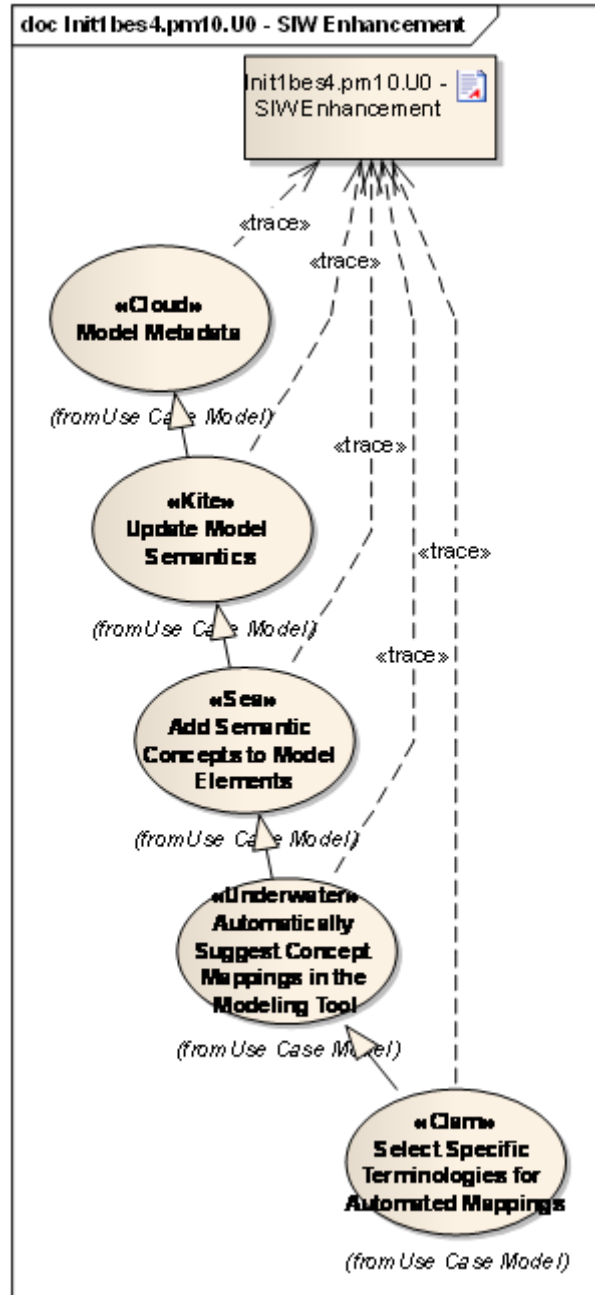


Figure: 24

Init1bes4.pm10.U0 - SIW Enhancement

Type: Artifact
Status: Proposed. Version 1.0. Phase 1.0.
Package: Init1bes4.pm10.U0 - SIW Enhancement *Keywords:*
Detail: Created on 6/9/2010. Last modified on 6/9/2010.
GUID: {905CBFCC-64DD-45ea-9B35-2FC1971D4057}

Custom Properties

- fileName =

Associated Files

- Web Address <https://wiki.nci.nih.gov/x/qRJyAQ>

Connections

Connector	Source	Target	Notes
Trace Source -> Destination	Public Select Specific Terminologies for Automated Mappings	Public Init1bes4.pm10.U0 - SIW Enhancement	
Trace Source -> Destination	Public Automatically Suggest Concept Mappings in the Modeling Tool	Public Init1bes4.pm10.U0 - SIW Enhancement	
Trace Source -> Destination	Public Add Semantic Concepts to Model Elements	Public Init1bes4.pm10.U0 - SIW Enhancement	
Trace Source -> Destination	Public Update Model Semantics	Public Init1bes4.pm10.U0 - SIW Enhancement	
Trace Source -> Destination	Public Model Metadata	Public Init1bes4.pm10.U0 - SIW Enhancement	

Init1bes6.pm26.U0 - Metadata Browser Functionalities

Type: **Package**
Status: Proposed. Version 1.0. Phase 1.0.
Package: Traceability Model
Detail: Created on 6/9/2010. Last modified on 6/9/2010
GUID: {00ECE71D-F56E-42e1-A92A-676CEB2F0353}

Init1bes6.pm26.U0 - Metadata Browser Functionalities - (Documentation diagram)

Created By: Administrator on 6/9/2010
Last Modified: 6/9/2010
Version: 1.0. *Locked:* False
GUID: {DD976E7A-9C68-4f0b-980E-20BF75621B3C}

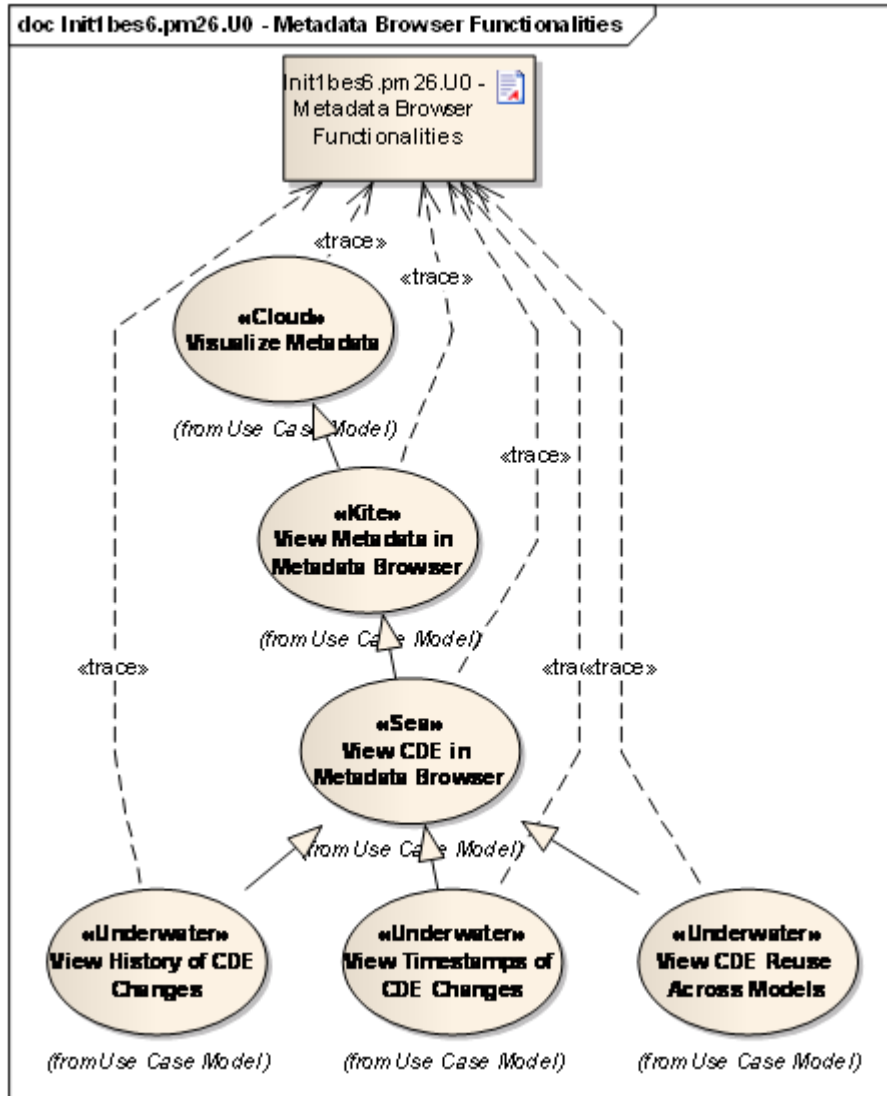


Figure: 25

Init1bes6.pm26.U0 - Metadata Browser Functionalities

Type: **Artifact**
 Status: Proposed. Version 1.0. Phase 1.0.
 Package: Init1bes6.pm26.U0 - Metadata Browser Functionalities *Keywords:*
 Detail: Created on 6/9/2010. Last modified on 6/9/2010.
 GUID: {F18C168A-6987-436d-86D2-D8180703D47D}

Custom Properties

- fileName =

Associated Files

- Web Address <https://wiki.nci.nih.gov/x/gZZ-AQ>

Connections

Connector	Source	Target	Notes
Trace Source -> Destination	Public View CDE Reuse Across Models	Public Init1bes6.pm26.U0 - Metadata Browser Functionalities	
Trace Source -> Destination	Public View CDE in Metadata Browser	Public Init1bes6.pm26.U0 - Metadata Browser Functionalities	
Trace Source -> Destination	Public View Metadata in Metadata Browser	Public Init1bes6.pm26.U0 - Metadata Browser Functionalities	
Trace Source -> Destination	Public Visualize Metadata	Public Init1bes6.pm26.U0 - Metadata Browser Functionalities	
Trace Source -> Destination	Public View History of CDE Changes	Public Init1bes6.pm26.U0 - Metadata Browser Functionalities	
Trace Source -> Destination	Public View Timestamps of CDE Changes	Public Init1bes6.pm26.U0 - Metadata Browser Functionalities	

Init1bes8.pm30.U0 - CDE ObjectClass interdependency

Type: **Package**
Status: Proposed. Version 1.0. Phase 1.0.
Package: Traceability Model
Detail: Created on 6/9/2010. Last modified on 6/9/2010
GUID: {7C048933-3CCE-4aaf-86C6-1F29BE5227B4}

Init1bes8.pm30.U0 - CDE ObjectClass interdependency - (Documentation diagram)

Created By: Administrator on 6/9/2010
Last Modified: 6/9/2010
Version: 1.0. *Locked:* False

GUID: {9516BE67-D462-4d31-A872-D32FFE633A42}

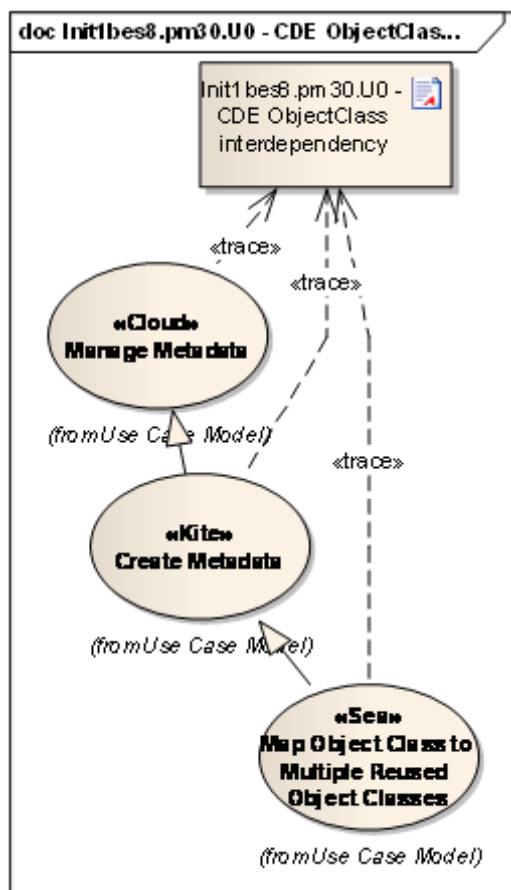


Figure: 26

Init1bes8.pm30.U0 - CDE ObjectClass interdependency

Type: **Artifact**
 Status: Proposed. Version 1.0. Phase 1.0.
 Package: Init1bes8.pm30.U0 - CDE ObjectClass interdependency *Keywords:*
 Detail: Created on 6/9/2010. Last modified on 6/9/2010.
 GUID: {A794DC79-2B6B-4278-9B4B-57203E51F7A8}

Custom Properties

- fileName =

Associated Files

- Web Address <https://wiki.nci.nih.gov/x/i5Z-AQ>

Connections

Connector	Source	Target	Notes
Trace Source -> Destination	Public Map Object Class to Multiple Reused Object Classes	Public Init1bes8.pm30.U0 - CDE ObjectClass interdependency	
Trace Source -> Destination	Public Create Metadata	Public Init1bes8.pm30.U0 - CDE ObjectClass interdependency	
Trace Source -> Destination	Public Manage Metadata	Public Init1bes8.pm30.U0 - CDE ObjectClass interdependency	

Init1bes9.pm11 - Common Harmonization and Forms Creation

Type: **Package**
 Status: Proposed. Version 1.0. Phase 1.0.
 Package: Traceability Model
 Detail: Created on 6/9/2010. Last modified on 6/9/2010
 GUID: {ACBE5E92-6490-4e5b-8150-51D8E16F4A51}

Init1bes9.pm11 - Common Harmonization and Forms Creation - (Documentation diagram)

Created By: Administrator on 6/9/2010
 Last Modified: 6/9/2010
 Version: 1.0. Locked: False
 GUID: {82794B3D-436F-4572-BE83-606C761F0C2A}

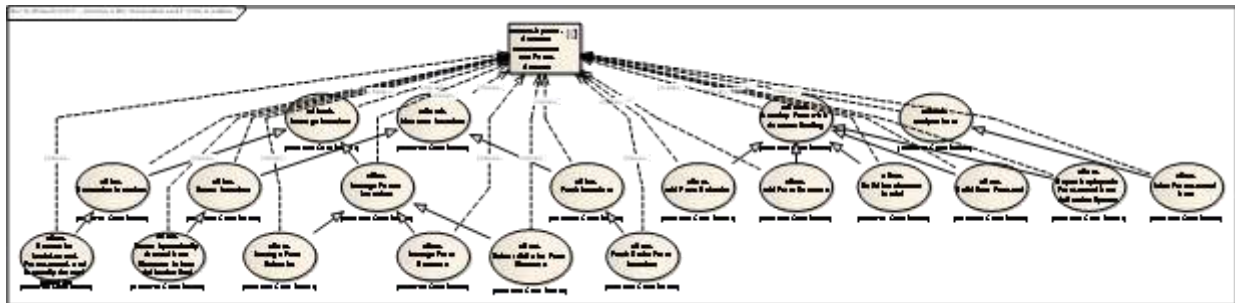


Figure: 27

Init1bes9.pm11 - Common Harmonization and Forms Creation

Type: **Artifact**
 Status: Proposed. Version 1.0. Phase 1.0.
 Package: Init1bes9.pm11 - Common Harmonization and Forms Creation *Keywords:*
 Detail: Created on 6/9/2010. Last modified on 6/9/2010.

GUID: {219FE534-848E-4f52-87B1-066C5F2E1E84}

Custom Properties

- fileName =

Associated Files

- Web Address <https://wiki.nci.nih.gov/x/SGxyAQ>

Connections

Connector	Source	Target	Notes
<u>Trace</u> Source -> Destination	Public Fetch Metadata	Public Init1bes9.pm11 - Common Harmonization and Forms Creation	
<u>Trace</u> Source -> Destination	Public Reuse Dynamically Created Data Elements in Data Collection Tool	Public Init1bes9.pm11 - Common Harmonization and Forms Creation	
<u>Trace</u> Source -> Destination	Public Reuse Metadata	Public Init1bes9.pm11 - Common Harmonization and Forms Creation	
<u>Trace</u> Source -> Destination	Public Discover Metadata	Public Init1bes9.pm11 - Common Harmonization and Forms Creation	
<u>Trace</u> Source -> Destination	Public Manage Forms Metadata	Public Init1bes9.pm11 - Common Harmonization and Forms Creation	
<u>Trace</u> Source -> Destination	Public Manage Form Behavior	Public Init1bes9.pm11 - Common Harmonization and Forms Creation	
<u>Trace</u>	Public	Public	

Connector	Source	Target	Notes
Source -> Destination	Harmonize Model-based, Forms-based, and Manually Curated Metadata	Init1bes9.pm11 - Common Harmonization and Forms Creation	
Trace Source -> Destination	Public Harmonize Metadata	Public Init1bes9.pm11 - Common Harmonization and Forms Creation	
Trace Source -> Destination	Public Manage Metadata	Public Init1bes9.pm11 - Common Harmonization and Forms Creation	
Trace Source -> Destination	Public Mine Forms-based Data	Public Init1bes9.pm11 - Common Harmonization and Forms Creation	
Trace Source -> Destination	Public Fetch Entire Form Metadata	Public Init1bes9.pm11 - Common Harmonization and Forms Creation	
Trace Source -> Destination	Public Analyze Data	Public Init1bes9.pm11 - Common Harmonization and Forms Creation	
Trace Source -> Destination	Public Export Deployable Form-based Data Collection System	Public Init1bes9.pm11 - Common Harmonization and Forms Creation	
Trace Source -> Destination	Public Build Web Front-end	Public Init1bes9.pm11 - Common Harmonization and Forms Creation	
Trace Source -> Destination	Public Build Persistence Model	Public Init1bes9.pm11 - Common Harmonization and Forms Creation	
Trace Source -> Destination	Public Add Form Structure	Public Init1bes9.pm11 -	

Connector	Source	Target	Notes
		Common Harmonization and Forms Creation	
Trace Source -> Destination	Public Add Form Behavior	Public Init1bes9.pm11 - Common Harmonization and Forms Creation	
Trace Source -> Destination	Public Develop Form with Common Tooling	Public Init1bes9.pm11 - Common Harmonization and Forms Creation	
Trace Source -> Destination	Public Select CDEs for Form Elements	Public Init1bes9.pm11 - Common Harmonization and Forms Creation	
Trace Source -> Destination	Public Manage Form Structure	Public Init1bes9.pm11 - Common Harmonization and Forms Creation	

Init1dbw6.pm8.U0 - Support caB2B to integrate services on caGrid

Type: **Package**
Status: Proposed. Version 1.0. Phase 1.0.
Package: Traceability Model
Detail: Created on 6/9/2010. Last modified on 6/9/2010
GUID: {8621564C-4B1A-4ced-81C7-00C247BD729D}

Init1dbw6.pm8.U0 - Support caB2B to integrate services on caGrid - (Documentation diagram)

Created By: Administrator on 6/9/2010
Last Modified: 6/9/2010
Version: 1.0. *Locked:* False
GUID: {C661A46D-016B-4d93-9C8A-AF9F2A23F29F}

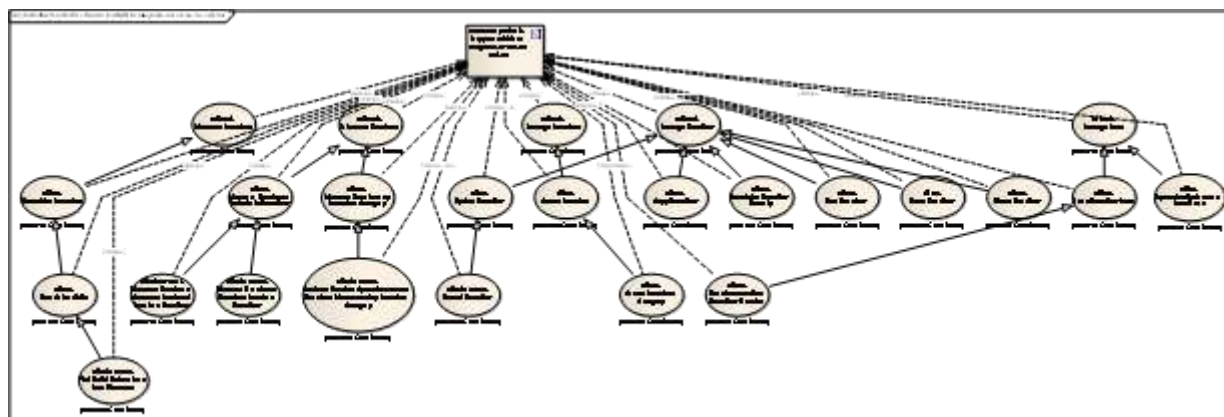


Figure: 28

Init1dbw6.pm8.U0 - Support caB2B to integrate services on caGrid

Type: Artifact
Status: Proposed. Version 1.0. Phase 1.0.
Package: Init1dbw6.pm8.U0 - Support caB2B to integrate services on caGrid *Keywords:*
Detail: Created on 6/9/2010. Last modified on 6/9/2010.
GUID: {EBDF8D67-CA43-4b9f-96F6-2123A7120818}

Custom Properties

- fileName =

Associated Files

- Web Address <https://wiki.nci.nih.gov/x/Y2RyAQ>

Connections

Connector	Source	Target	Notes
<u>Trace</u> Source -> Destination	Public Discover Service to Include in Workflow	Public Init1dbw6.pm8.U0 - Support caB2B to integrate services on caGrid	
<u>Trace</u> Source -> Destination	Public Discover Services	Public Init1dbw6.pm8.U0 - Support caB2B to integrate services on caGrid	
<u>Trace</u> Source -> Destination	Public Perform Service	Public Init1dbw6.pm8.U0 -	

Connector	Source	Target	Notes
	Operation Across Services Discovered by Metadata Category	Support caB2B to integrate services on caGrid	
Trace Source -> Destination	Public Manage Workflow	Public Init1dbw6.pm8.U0 - Support caB2B to integrate services on caGrid	
Trace Source -> Destination	Public Store Intermediate Workflow Results	Public Init1dbw6.pm8.U0 - Support caB2B to integrate services on caGrid	
Trace Source -> Destination	Public Dynamically Create a Data Store	Public Init1dbw6.pm8.U0 - Support caB2B to integrate services on caGrid	
Trace Source -> Destination	Public Store Workflow Data	Public Init1dbw6.pm8.U0 - Support caB2B to integrate services on caGrid	
Trace Source -> Destination	Public Manage Data	Public Init1dbw6.pm8.U0 - Support caB2B to integrate services on caGrid	
Trace Source -> Destination	Public Create Metadata Category	Public Init1dbw6.pm8.U0 - Support caB2B to integrate services on caGrid	
Trace Source -> Destination	Public Create Metadata	Public Init1dbw6.pm8.U0 - Support caB2B to integrate services on caGrid	
Trace Source -> Destination	Public Manage Metadata	Public Init1dbw6.pm8.U0 - Support caB2B to integrate services on caGrid	
Trace Source -> Destination	Public Share Workflow	Public Init1dbw6.pm8.U0 - Support caB2B to	

Connector	Source	Target	Notes
		integrate services on caGrid	
<u>Trace</u> Source -> Destination	Public Discover Service to Consume Produced Data in a Workflow	Public Init1dbw6.pm8.U0 - Support caB2B to integrate services on caGrid	
<u>Trace</u> Source -> Destination	Public Run Workflow	Public Init1dbw6.pm8.U0 - Support caB2B to integrate services on caGrid	
<u>Trace</u> Source -> Destination	Public Discover Services by Metadata Category	Public Init1dbw6.pm8.U0 - Support caB2B to integrate services on caGrid	
<u>Trace</u> Source -> Destination	Public Provision Workflow Security	Public Init1dbw6.pm8.U0 - Support caB2B to integrate services on caGrid	
<u>Trace</u> Source -> Destination	Public Copy Workflow	Public Init1dbw6.pm8.U0 - Support caB2B to integrate services on caGrid	
<u>Trace</u> Source -> Destination	Public Extend Workflow	Public Init1dbw6.pm8.U0 - Support caB2B to integrate services on caGrid	
<u>Trace</u> Source -> Destination	Public Update Workflow	Public Init1dbw6.pm8.U0 - Support caB2B to integrate services on caGrid	
<u>Trace</u> Source -> Destination	Public Find Valid Values for a Data Elements	Public Init1dbw6.pm8.U0 - Support caB2B to integrate services on caGrid	
<u>Trace</u> Source -> Destination	Public Search for CDEs	Public Init1dbw6.pm8.U0 - Support caB2B to integrate services on	

Connector	Source	Target	Notes
		caGrid	
Trace Source -> Destination	Public Search for Metadata	Public Init1dbw6.pm8.U0 - Support caB2B to integrate services on caGrid	
Trace Source -> Destination	Public Discover Metadata	Public Init1dbw6.pm8.U0 - Support caB2B to integrate services on caGrid	
Trace Source -> Destination	Public Save Workflow	Public Init1dbw6.pm8.U0 - Support caB2B to integrate services on caGrid	

Init1dbw7.pm19 - Structured Eligibility Criteria

Type: **Package**
Status: Proposed. Version 1.0. Phase 1.0.
Package: Traceability Model
Detail: Created on 6/9/2010. Last modified on 6/9/2010
GUID: {B40CA49B-AF1D-493d-86C3-088B429FE61D}

Init1dbw7.pm19 - Structured Eligibility Criteria - (Documentation diagram)

Created By: Administrator on 6/9/2010
Last Modified: 6/9/2010
Version: 1.0. *Locked:* False
GUID: {F86426AB-46FB-497d-AFC7-4F94AAED1892}

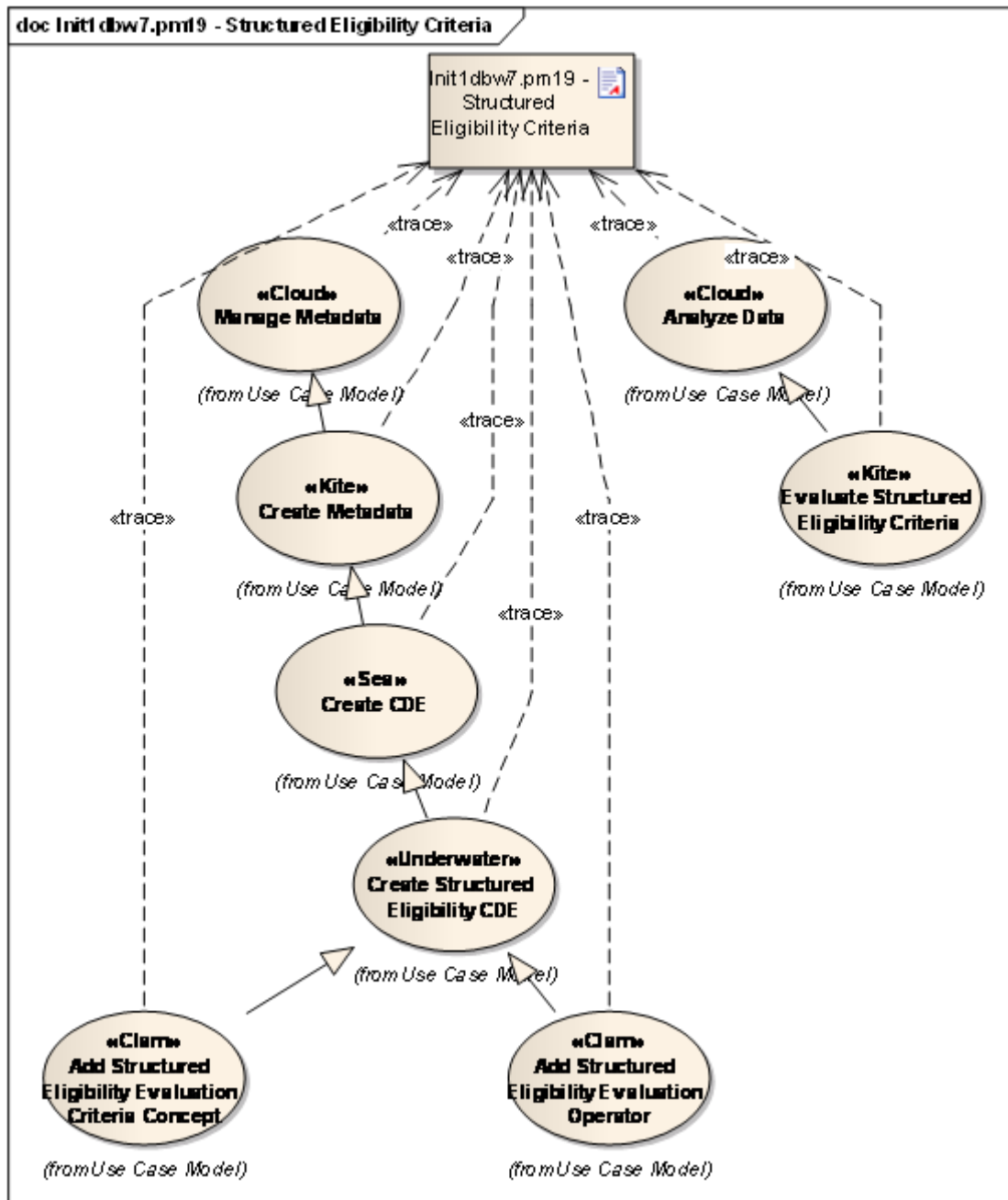


Figure: 29

Init1dbw7.pm19 - Structured Eligibility Criteria

Type: **Artifact**
 Status: Proposed, Version 1.0, Phase 1.0.
 Package: Init1dbw7.pm19 - Structured Eligibility Criteria *Keywords:*
 Detail: Created on 6/9/2010. Last modified on 6/9/2010.
 GUID: {0EE249D1-709B-4aa0-AC4F-A16A16B836D8}

Custom Properties

- fileName =

Associated Files

- Web Address https://wiki.nci.nih.gov/x/_JB9AQ

Connections

Connector	Source	Target	Notes
<u>Trace</u> Source -> Destination	Public Analyze Data	Public Init1dbw7.pm19 - Structured Eligibility Criteria	
<u>Trace</u> Source -> Destination	Public Add Structured Eligibility Evaluation Operator	Public Init1dbw7.pm19 - Structured Eligibility Criteria	
<u>Trace</u> Source -> Destination	Public Add Structured Eligibility Evaluation Criteria Concept	Public Init1dbw7.pm19 - Structured Eligibility Criteria	
<u>Trace</u> Source -> Destination	Public Create Structured Eligibility CDE	Public Init1dbw7.pm19 - Structured Eligibility Criteria	
<u>Trace</u> Source -> Destination	Public Create CDE	Public Init1dbw7.pm19 - Structured Eligibility Criteria	
<u>Trace</u> Source -> Destination	Public Create Metadata	Public Init1dbw7.pm19 - Structured Eligibility Criteria	
<u>Trace</u> Source -> Destination	Public Evaluate Structured Eligibility Criteria	Public Init1dbw7.pm19 - Structured Eligibility Criteria	
<u>Trace</u> Source -> Destination	Public Manage Metadata	Public Init1dbw7.pm19 - Structured Eligibility Criteria	

Init1hm1.pm25 - ICR IRWG requirements

Type: **Package**
 Status: Proposed. Version 1.0. Phase 1.0.
 Package: Traceability Model
 Detail: Created on 6/9/2010. Last modified on 6/9/2010
 GUID: {6158DABB-0B87-4e39-AAED-FDCA8F72546F}

Init1hm1.pm25 - ICR IRWG requirements - (Documentation diagram)

Created By: Administrator on 6/9/2010
 Last Modified: 6/10/2010
 Version: 1.0. Locked: False
 GUID: {02505293-212A-4b01-AF11-5A2FB234F5E5}

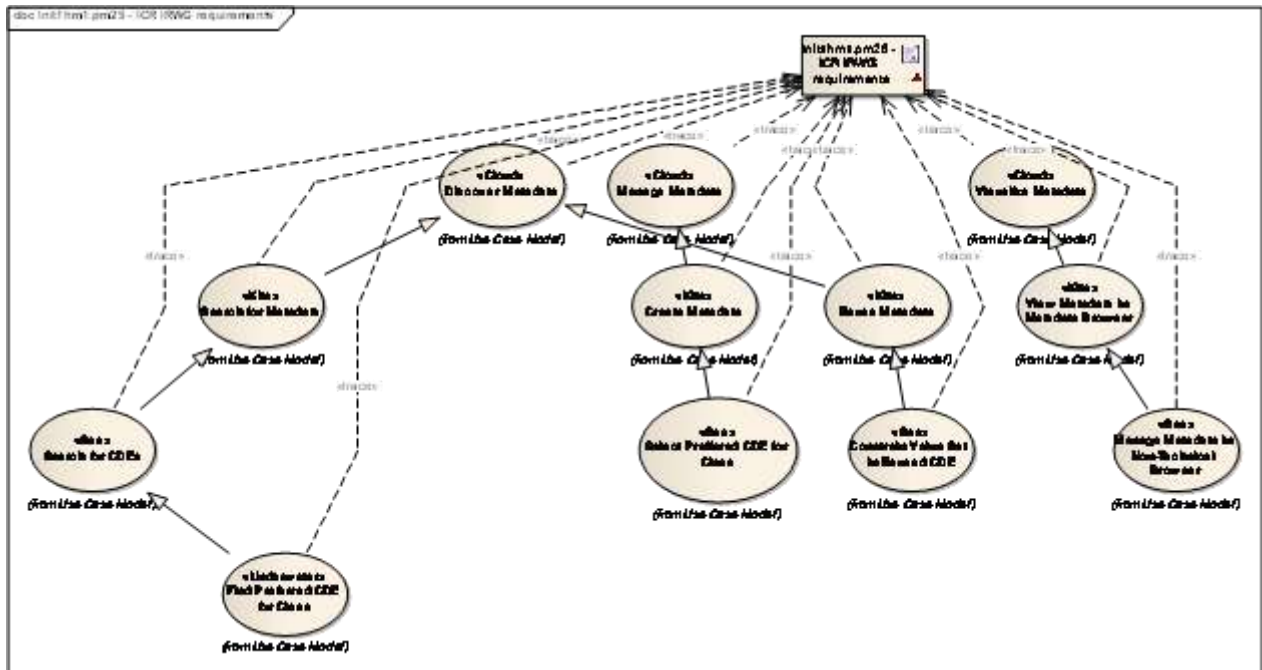


Figure: 30

Init1hm1.pm25 - ICR IRWG requirements

Type: **Artifact**
 Status: Proposed. Version 1.0. Phase 1.0.
 Package: Init1hm1.pm25 - ICR IRWG requirements **Keywords:**
 Detail: Created on 6/9/2010. Last modified on 6/10/2010.
 GUID: {DC6C9D33-B677-43c8-B49D-110C94C87BEE}

Custom Properties

- fileName =

Associated Files

- Web Address <https://wiki.nci.nih.gov/x/epZ-AQ>

Connections

Connector	Source	Target	Notes
<u>Trace</u> Source -> Destination	Public Find Preferred CDE for Class	Public Init1hm1.pm25 - ICR IRWG requirements	
<u>Trace</u> Source -> Destination	Public Reuse Metadata	Public Init1hm1.pm25 - ICR IRWG requirements	
<u>Trace</u> Source -> Destination	Public Constrain Value Set in Reused CDE	Public Init1hm1.pm25 - ICR IRWG requirements	
<u>Trace</u> Source -> Destination	Public Search for CDEs	Public Init1hm1.pm25 - ICR IRWG requirements	
<u>Trace</u> Source -> Destination	Public Manage Metadata	Public Init1hm1.pm25 - ICR IRWG requirements	
<u>Trace</u> Source -> Destination	Public Visualize Metadata	Public Init1hm1.pm25 - ICR IRWG requirements	
<u>Trace</u> Source -> Destination	Public Discover Metadata	Public Init1hm1.pm25 - ICR IRWG requirements	
<u>Trace</u> Source -> Destination	Public Search for Metadata	Public Init1hm1.pm25 - ICR IRWG requirements	
<u>Trace</u> Source -> Destination	Public Manage Metadata in Non-Technical Browser	Public Init1hm1.pm25 - ICR IRWG requirements	
<u>Trace</u> Source -> Destination	Public Select Preferred CDE for Class	Public Init1hm1.pm25 - ICR IRWG requirements	
<u>Trace</u> Source -> Destination	Public View Metadata in	Public Init1hm1.pm25 - ICR	

Connector	Source	Target	Notes
	Metadata Browser	IRWG requirements	
Trace Source -> Destination	Public Create Metadata	Public Init1hm1.pm25 - ICR IRWG requirements	

Init1hm2.pm6 - Reuse or create new data elements at runtime

Type: **Package**
 Status: Proposed, Version 1.0, Phase 1.0.
 Package: Traceability Model
 Detail: Created on 6/9/2010, Last modified on 6/9/2010
 GUID: {B6EF9573-365E-410a-B4DF-DF752E20E381}

Init1hm2.pm6 - Reuse or create new data elements at runtime - (Documentation diagram)

Created By: Administrator on 6/9/2010
 Last Modified: 6/9/2010
 Version: 1.0. Locked: False
 GUID: {B60F41D7-A4A3-48b3-880A-B39131F0F36F}

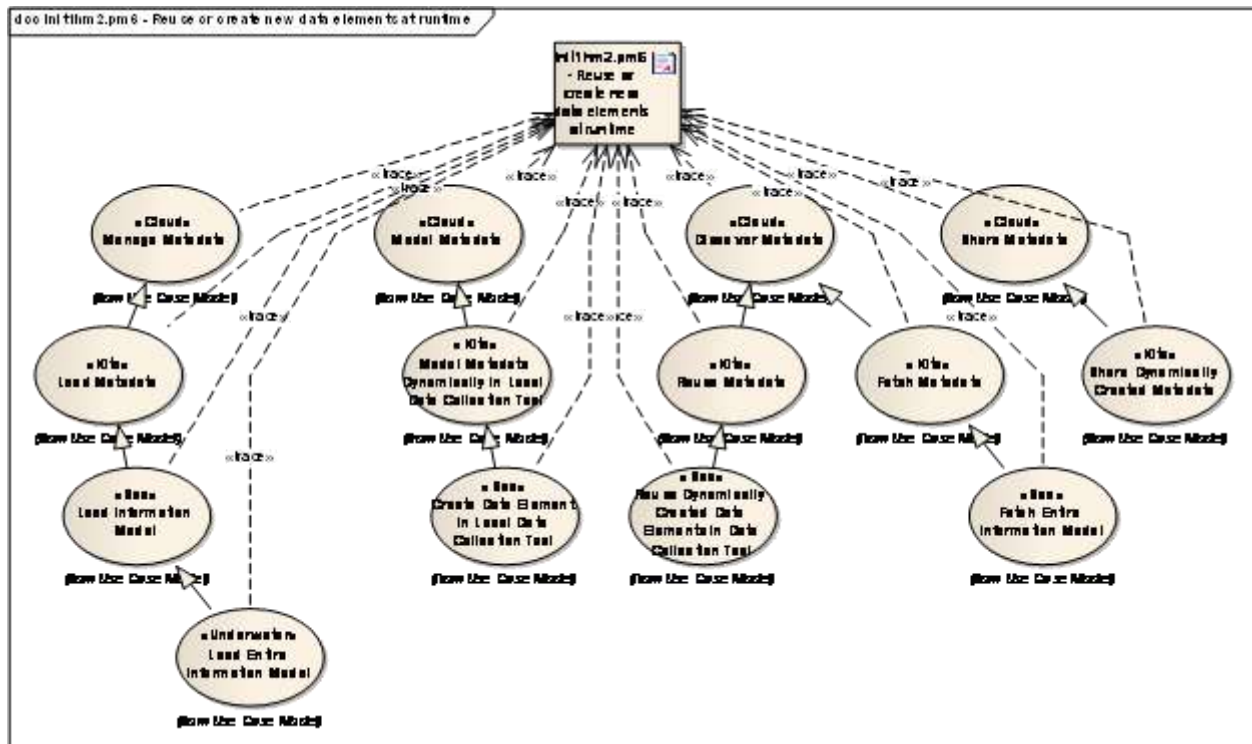


Figure: 31

Init1hm2.pm6 - Reuse or create new data elements at runtime

Type: **Artifact**
Status: Proposed. Version 1.0. Phase 1.0.
Package: Init1hm2.pm6 - Reuse or create new data elements at runtime **Keywords:**
Detail: Created on 6/9/2010. Last modified on 6/9/2010.
GUID: {A80BBA7D-B34D-4b72-8535-01F2B9602EA3}

Custom Properties

- fileName =

Associated Files

- Web Address <https://wiki.nci.nih.gov/x/t2NyAQ>

Connections

Connector	Source	Target	Notes
Trace Source -> Destination	Public Load Metadata	Public Init1hm2.pm6 - Reuse or create new data elements at runtime	
Trace Source -> Destination	Public Reuse Dynamically Created Data Elements in Data Collection Tool	Public Init1hm2.pm6 - Reuse or create new data elements at runtime	
Trace Source -> Destination	Public Fetch Entire Information Model	Public Init1hm2.pm6 - Reuse or create new data elements at runtime	
Trace Source -> Destination	Public Fetch Metadata	Public Init1hm2.pm6 - Reuse or create new data elements at runtime	
Trace Source -> Destination	Public Reuse Metadata	Public Init1hm2.pm6 - Reuse or create new data elements at runtime	
Trace Source -> Destination	Public Discover Metadata	Public Init1hm2.pm6 - Reuse or create new data elements at runtime	
Trace Source -> Destination	Public Load Entire Information Model	Public Init1hm2.pm6 - Reuse or create new data	

Connector	Source	Target	Notes
		elements at runtime	
Trace Source -> Destination	Public Create Data Element in Local Data Collection Tool	Public Init1hm2.pm6 - Reuse or create new data elements at runtime	
Trace Source -> Destination	Public Model Metadata Dynamically in Local Data Collection Tool	Public Init1hm2.pm6 - Reuse or create new data elements at runtime	
Trace Source -> Destination	Public Manage Metadata	Public Init1hm2.pm6 - Reuse or create new data elements at runtime	
Trace Source -> Destination	Public Load Information Model	Public Init1hm2.pm6 - Reuse or create new data elements at runtime	
Trace Source -> Destination	Public Model Metadata	Public Init1hm2.pm6 - Reuse or create new data elements at runtime	
Trace Source -> Destination	Public Share Dynamically Created Metadata	Public Init1hm2.pm6 - Reuse or create new data elements at runtime	
Trace Source -> Destination	Public Share Metadata	Public Init1hm2.pm6 - Reuse or create new data elements at runtime	

Init1hm4.pm28 - Reuse of Metadata

Type: **Package**
Status: Proposed. Version 1.0. Phase 1.0.
Package: Traceability Model
Detail: Created on 6/9/2010. Last modified on 6/9/2010
GUID: {D32A04C7-2797-41e0-B575-032D21CD8315}

Init1hm4.pm28 - Reuse of Metadata - (Documentation diagram)

Created By: Administrator on 6/9/2010
Last Modified: 6/9/2010
Version: 1.0. **Locked:** False
GUID: {F3E47CFE-9BE8-4a0f-B157-E7D081652BF2}

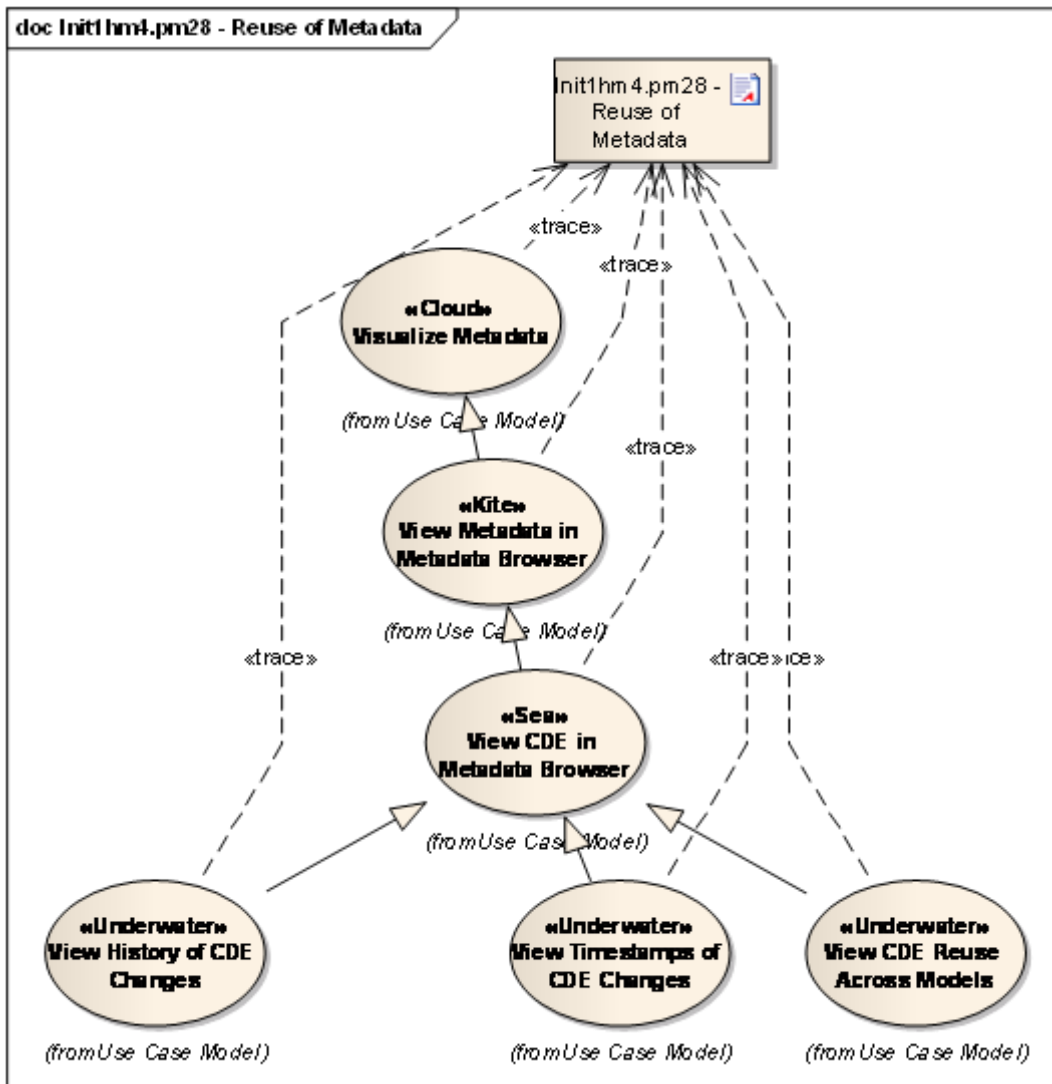


Figure: 32

Init1hm4.pm28 - Reuse of Metadata

Type: **Artifact**
 Status: Proposed. Version 1.0. Phase 1.0.
 Package: Init1hm4.pm28 - Reuse of Metadata *Keywords:*
 Detail: Created on 6/9/2010. Last modified on 6/9/2010.
 GUID: {3F8AFF43-FC6E-4148-B908-27CDD1B0A66B}

Custom Properties

- fileName =

Associated Files

- Web Address <https://wiki.nci.nih.gov/x/h5Z-AQ>

Connections

Connector	Source	Target	Notes
Trace Source -> Destination	Public View Timestamps of CDE Changes	Public Init1hm4.pm28 - Reuse of Metadata	
Trace Source -> Destination	Public View CDE Reuse Across Models	Public Init1hm4.pm28 - Reuse of Metadata	
Trace Source -> Destination	Public View History of CDE Changes	Public Init1hm4.pm28 - Reuse of Metadata	
Trace Source -> Destination	Public View CDE in Metadata Browser	Public Init1hm4.pm28 - Reuse of Metadata	
Trace Source -> Destination	Public View Metadata in Metadata Browser	Public Init1hm4.pm28 - Reuse of Metadata	
Trace Source -> Destination	Public Visualize Metadata	Public Init1hm4.pm28 - Reuse of Metadata	

Init1hm6.pm18 - CDE service to return enumerations by reference

Type: **Package**
Status: Proposed. Version 1.0. Phase 1.0.
Package: Traceability Model
Detail: Created on 6/9/2010. Last modified on 6/9/2010
GUID: {6C9B70C6-95C2-48dd-9581-DCDA2E0338B3}

Init1hm6.pm18 - CDE service to return enumerations by reference - (Documentation diagram)

Created By: Administrator on 6/9/2010
Last Modified: 6/9/2010
Version: 1.0. *Locked:* False
GUID: {D3D96470-1624-440a-9369-8F633EA139AC}

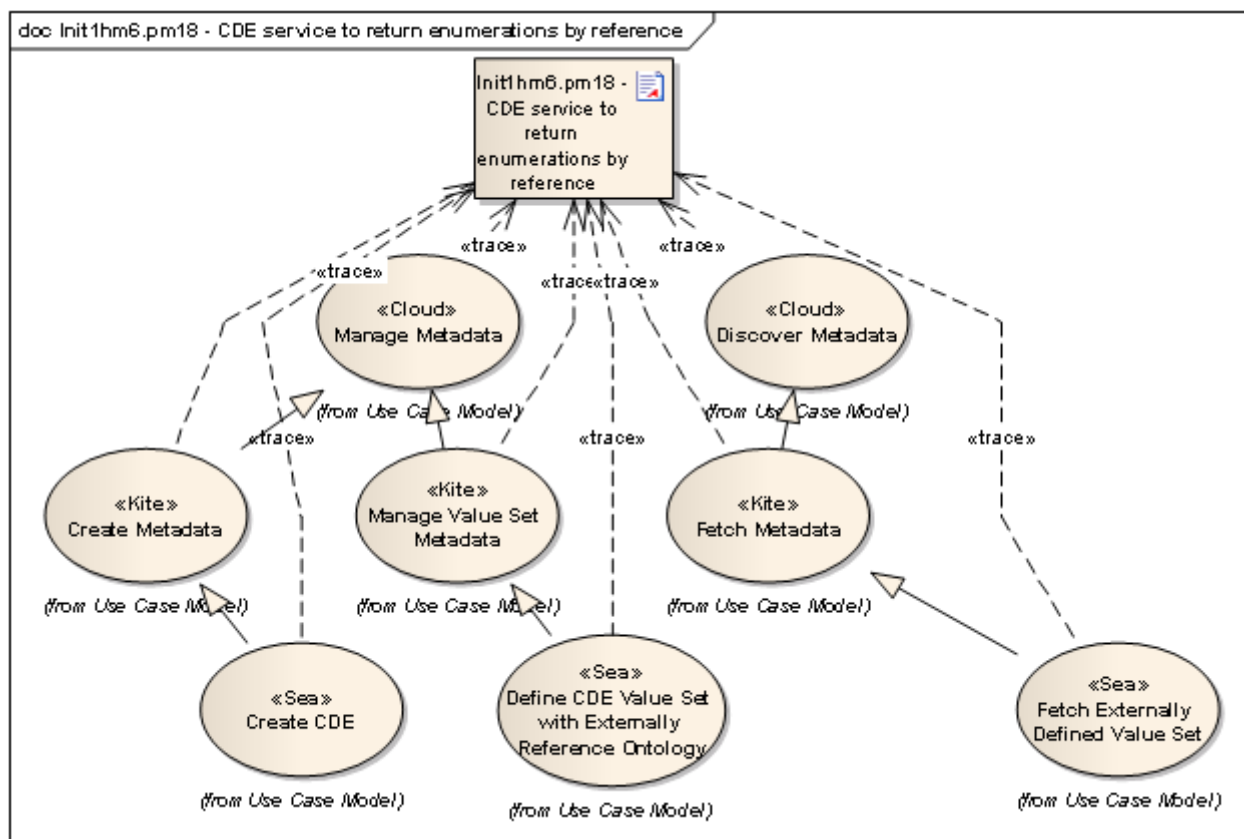


Figure: 33

Init1hm6.pm18 - CDE service to return enumerations by reference

Type: Artifact
Status: Proposed. Version 1.0. Phase 1.0.
Package: Init1hm6.pm18 - CDE service to return enumerations by reference **Keywords:**
Detail: Created on 6/9/2010. Last modified on 6/9/2010.
GUID: {DF7351C8-66DE-427d-8584-4950FAD5D952}

Custom Properties

- fileName =

Associated Files

- Web Address <https://wiki.nci.nih.gov/x/6JB9AQ>

Connections

Connector	Source	Target	Notes
-----------	--------	--------	-------

Connector	Source	Target	Notes
<u>Trace</u> Source -> Destination	Public Fetch Metadata	Public Init1hm6.pm18 - CDE service to return enumerations by reference	
<u>Trace</u> Source -> Destination	Public Discover Metadata	Public Init1hm6.pm18 - CDE service to return enumerations by reference	
<u>Trace</u> Source -> Destination	Public Create Metadata	Public Init1hm6.pm18 - CDE service to return enumerations by reference	
<u>Trace</u> Source -> Destination	Public Fetch Externally Defined Value Set	Public Init1hm6.pm18 - CDE service to return enumerations by reference	
<u>Trace</u> Source -> Destination	Public Manage Metadata	Public Init1hm6.pm18 - CDE service to return enumerations by reference	
<u>Trace</u> Source -> Destination	Public Define CDE Value Set with Externally Reference Ontology	Public Init1hm6.pm18 - CDE service to return enumerations by reference	
<u>Trace</u> Source -> Destination	Public Manage Value Set Metadata	Public Init1hm6.pm18 - CDE service to return enumerations by reference	
<u>Trace</u> Source -> Destination	Public Create CDE	Public Init1hm6.pm18 - CDE service to return enumerations by reference	

Init1pm1.pm1 - ICR IRWG Requirements - Model Loading

Type: Package

Status: Proposed. Version 1.0. Phase 1.0.
Package: Traceability Model
Detail: Created on 6/7/2010. Last modified on 6/7/2010
GUID: {59E716DE-14CB-4b1b-9276-2962DD6081F0}

Init1pm1.pm1 - ICR IRWG Requirements - Model Loading - (Documentation diagram)

Created By: Administrator on 6/7/2010
Last Modified: 6/7/2010
Version: 1.0. *Locked:* False
GUID: {B24D36CE-8E4A-40bb-8F31-403C79F3721B}

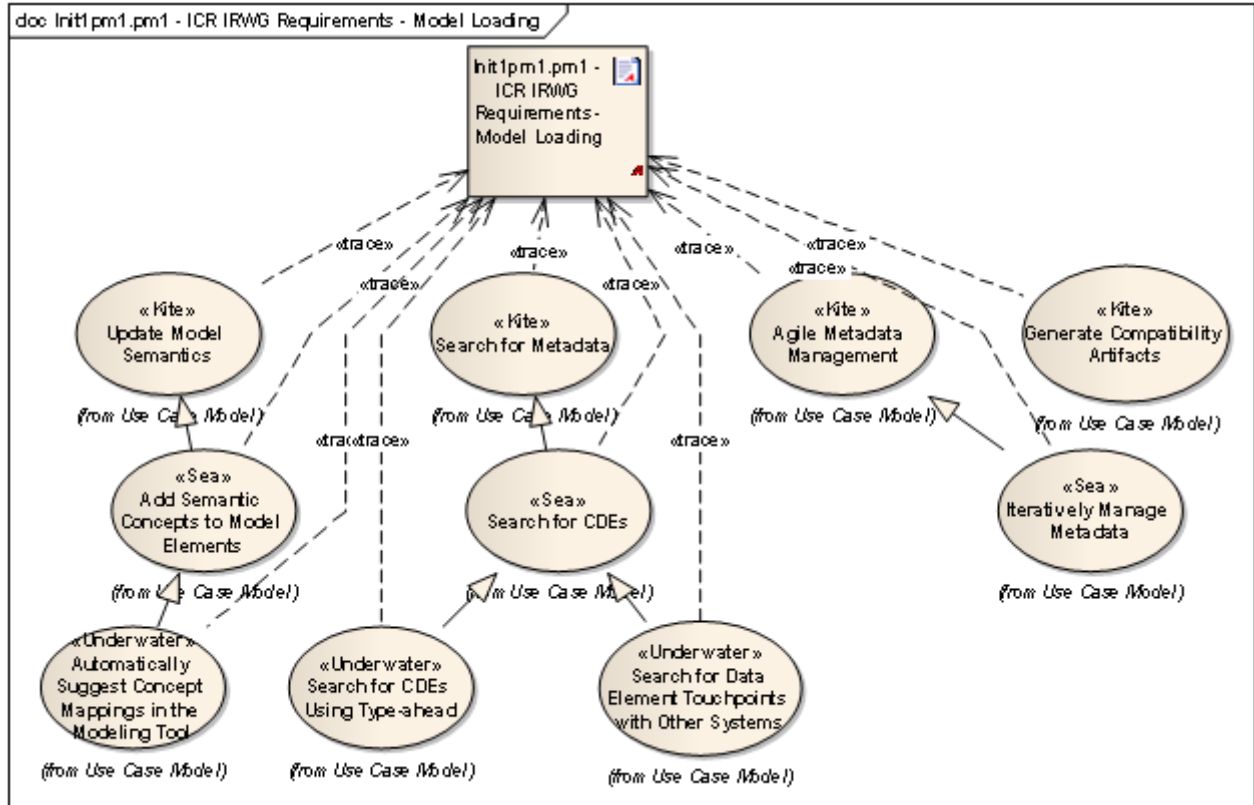


Figure: 34

Init1pm1.pm1 - ICR IRWG Requirements - Model Loading

Type: **Artifact**
Status: Proposed. Version 1.0. Phase 1.0.
Package: Init1pm1.pm1 - ICR IRWG Requirements - Model Loading *Keywords:*
Detail: Created on 6/7/2010. Last modified on 6/9/2010.
GUID: {33C9207C-1FE6-48b7-B8F4-B7978301A398}

Custom Properties

Custom Properties

- fileName =

Associated Files

- Web Address <https://wiki.nci.nih.gov/x/jBJyAQ>

Connections

Connector	Source	Target	Notes
<u>Trace</u> Source -> Destination	Public Automatically Suggest Concept Mappings in the Modeling Tool	Public Init1pm1.pm1 - ICR IRWG Requirements - Model Loading	
<u>Trace</u> Source -> Destination	Public Search for CDEs	Public Init1pm1.pm1 - ICR IRWG Requirements - Model Loading	
<u>Trace</u> Source -> Destination	Public Add Semantic Concepts to Model Elements	Public Init1pm1.pm1 - ICR IRWG Requirements - Model Loading	
<u>Trace</u> Source -> Destination	Public Search for Metadata	Public Init1pm1.pm1 - ICR IRWG Requirements - Model Loading	
<u>Trace</u> Source -> Destination	Public Update Model Semantics	Public Init1pm1.pm1 - ICR IRWG Requirements - Model Loading	
<u>Trace</u> Source -> Destination	Public Iteratively Manage Metadata	Public Init1pm1.pm1 - ICR IRWG Requirements - Model Loading	
<u>Trace</u> Source -> Destination	Public Agile Metadata Management	Public Init1pm1.pm1 - ICR IRWG Requirements - Model Loading	
<u>Trace</u> Source -> Destination	Public Search for Data Element Touchpoints with Other Systems	Public Init1pm1.pm1 - ICR IRWG Requirements - Model Loading	
<u>Trace</u> Source -> Destination	Public Generate Compatibility	Public Init1pm1.pm1 - ICR	

Connector	Source	Target	Notes
	Artifacts	IRWG Requirements - Model Loading	
Trace Source -> Destination	Public Search for CDEs Using Type-ahead	Public Init1pm1.pm1 - ICR IRWG Requirements - Model Loading	

Init1pm10.pm20 - Expose underlying Tool functionality as Services

Type: **Package**
Status: Proposed. Version 1.0. Phase 1.0.
Package: Traceability Model
Detail: Created on 6/9/2010. Last modified on 6/9/2010
GUID: {2F23A3D7-D669-47b6-B6D2-E77EB2649045}

Init1pm10.pm20 - Expose underlying Tool functionality as Services - (Documentation diagram)

Created By: Administrator on 6/9/2010
Last Modified: 6/9/2010
Version: 1.0. **Locked:** False
GUID: {6177FA53-A14E-460a-A32A-82EE9DB67E05}

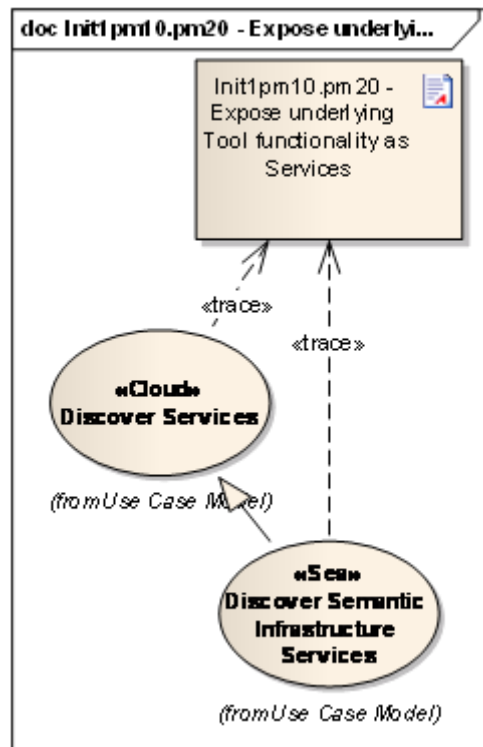


Figure: 35

Init1pm10.pm20 - Expose underlying Tool functionality as Services

Type: **Artifact**
Status: Proposed. Version 1.0. Phase 1.0.
Package: Init1pm10.pm20 - Expose underlying Tool functionality as Services *Keywords:*
Detail: Created on 6/9/2010. Last modified on 6/9/2010.
GUID: {03019CDD-1499-4269-8A02-25DE7B0DC9AE}

Custom Properties

- fileName =

Associated Files

- Local File <https://wiki.nci.nih.gov/x/AZF9AQ>

Connections

Connector	Source	Target	Notes
Trace Source -> Destination	Public Discover Semantic Infrastructure Services	Public Init1pm10.pm20 - Expose underlying Tool functionality as Services	
Trace Source -> Destination	Public Discover Services	Public Init1pm10.pm20 - Expose underlying Tool functionality as Services	

Init1pm11.pm3 - LS DAM refinement and utilization

Type: **Package**
Status: Proposed. Version 1.0. Phase 1.0.
Package: Traceability Model
Detail: Created on 6/7/2010. Last modified on 6/7/2010
GUID: {1CFDFF14-D5B0-4568-A6D3-C06C9D2E6DA7}

Init1pm11.pm3 - LS DAM refinement and utilization - (Documentation diagram)

Created By: Administrator on 6/7/2010
Last Modified: 6/7/2010
Version: 1.0. *Locked:* False
GUID: {28930559-49F1-454b-9613-BF4885E03CA8}

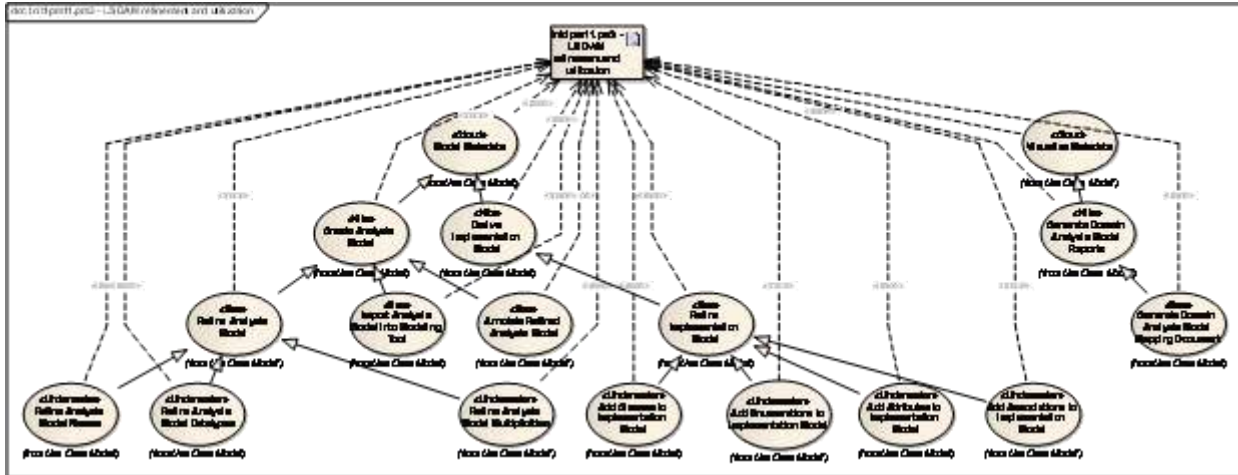


Figure: 36

Init1pm11.pm3 - LS DAM refinement and utilization

Type: Artifact
Status: Proposed. Version 1.0. Phase 1.0.
Package: Init1pm11.pm3 - LS DAM refinement and utilization **Keywords:**
Detail: Created on 6/7/2010. Last modified on 6/7/2010.
GUID: {550A721C-4DA4-4822-AFA7-C411BF5ECAB3}

Custom Properties

- fileName =

Associated Files

- Web Address <https://wiki.nci.nih.gov/x/rqtyAQ>

Connections

Connector	Source	Target	Notes
Trace Source -> Destination	Public Refine Implementation Model	Public Init1pm11.pm3 - LS DAM refinement and utilization	
Trace Source -> Destination	Public Generate Domain Analysis Model Mapping Document	Public Init1pm11.pm3 - LS DAM refinement and utilization	
Trace Source -> Destination	Public Generate Domain	Public Init1pm11.pm3 - LS	

Connector	Source	Target	Notes
	Analysis Model Reports	DAM refinement and utilization	
Realization Source -> Destination	Public Visualize Metadata	Public Init1pm11.pm3 - LS DAM refinement and utilization	
Trace Source -> Destination	Public Add Associations to Implementation Model	Public Init1pm11.pm3 - LS DAM refinement and utilization	
Trace Source -> Destination	Public Add Attributes to Implementation Model	Public Init1pm11.pm3 - LS DAM refinement and utilization	
Trace Source -> Destination	Public Add Classes to Implementation Model	Public Init1pm11.pm3 - LS DAM refinement and utilization	
Trace Source -> Destination	Public Derive Implementation Model	Public Init1pm11.pm3 - LS DAM refinement and utilization	
Trace Source -> Destination	Public Add Enumerations to Implementation Model	Public Init1pm11.pm3 - LS DAM refinement and utilization	
Trace Source -> Destination	Public Model Metadata	Public Init1pm11.pm3 - LS DAM refinement and utilization	
Trace Source -> Destination	Public Refine Analysis Model Multiplicities	Public Init1pm11.pm3 - LS DAM refinement and utilization	
Trace Source -> Destination	Public Refine Analysis Model Datatypes	Public Init1pm11.pm3 - LS DAM refinement and utilization	
Trace Source -> Destination	Public Refine Analysis Model Names	Public Init1pm11.pm3 - LS DAM refinement and utilization	
Trace	Public	Public	

Connector	Source	Target	Notes
Source -> Destination	Refine Analysis Model	Init1pm11.pm3 - LS DAM refinement and utilization	
Trace Source -> Destination	Public Annotate Refined Analysis Model	Public Init1pm11.pm3 - LS DAM refinement and utilization	
Trace Source -> Destination	Public Import Analysis Model into Modeling Tool	Public Init1pm11.pm3 - LS DAM refinement and utilization	
Trace Source -> Destination	Public Create Analysis Model	Public Init1pm11.pm3 - LS DAM refinement and utilization	

Init1pm13.pm14 - Medidata

Type: **Package**
Status: Proposed. Version 1.0. Phase 1.0.
Package: Traceability Model
Detail: Created on 6/9/2010. Last modified on 6/9/2010
GUID: {233DFE9E-470F-402a-9D1D-696836D43B5A}

Init1pm13.pm14 - Medidata - (Documentation diagram)

Created By: Administrator on 6/9/2010
Last Modified: 6/9/2010
Version: 1.0. *Locked:* False
GUID: {33C25DB7-DBED-40f4-982E-0C72BF015CD3}

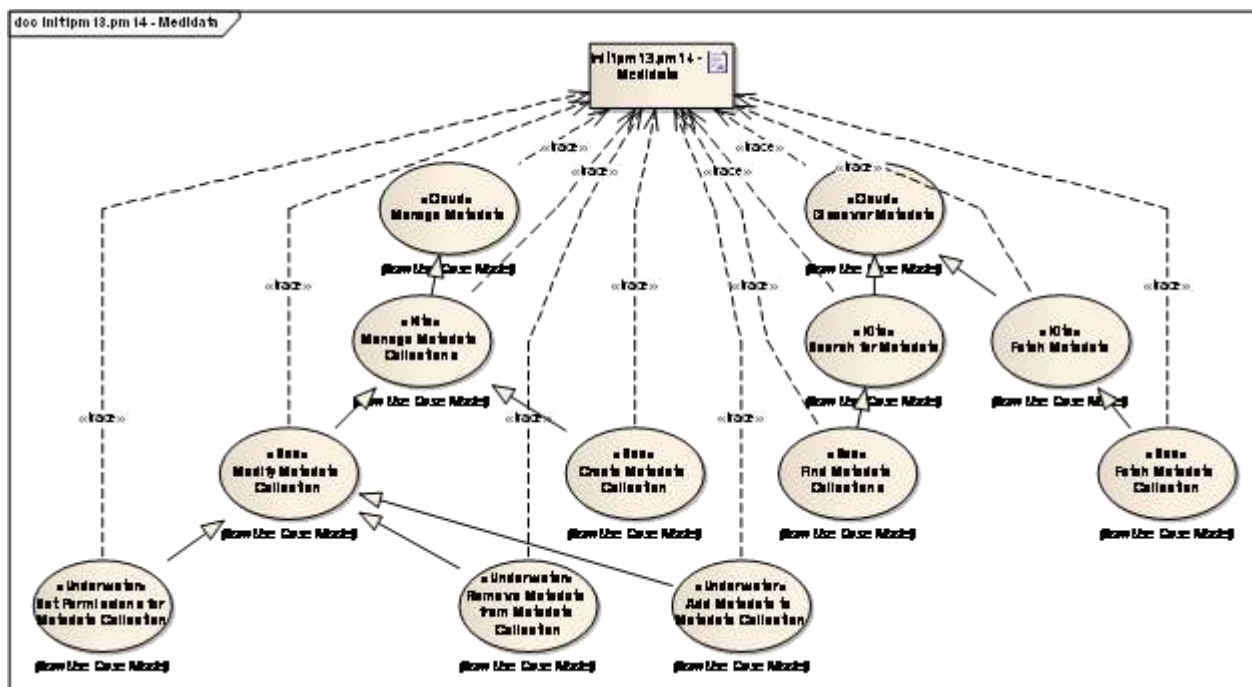


Figure: 37

Init1pm13.pm14 - Medidata

Type: **Artifact**
 Status: Proposed. Version 1.0. Phase 1.0.
 Package: Init1pm13.pm14 - Medidata **Keywords:**
 Detail: Created on 6/9/2010. Last modified on 6/9/2010.
 GUID: {D4C4041B-EDE0-4537-897F-AD1804260BA5}

Custom Properties

- fileName =

Associated Files

- Web Address <https://wiki.nci.nih.gov/x/uH9yAQ>

Connections

Connector	Source	Target	Notes
Trace Source -> Destination	Public Set Permissions for Metadata Collection	Public Init1pm13.pm14 - Medidata	
Trace	Public	Public	

Connector	Source	Target	Notes
Source -> Destination	Add Metadata to Metadata Collection	Init1pm13.pm14 - Medidata	
<u>Trace</u> Source -> Destination	Public Fetch Metadata Collection	Public Init1pm13.pm14 - Medidata	
<u>Trace</u> Source -> Destination	Public Find Metadata Collections	Public Init1pm13.pm14 - Medidata	
<u>Trace</u> Source -> Destination	Public Remove Metadata from Metadata Collection	Public Init1pm13.pm14 - Medidata	
<u>Trace</u> Source -> Destination	Public Manage Metadata Collections	Public Init1pm13.pm14 - Medidata	
<u>Trace</u> Source -> Destination	Public Fetch Metadata	Public Init1pm13.pm14 - Medidata	
<u>Trace</u> Source -> Destination	Public Discover Metadata	Public Init1pm13.pm14 - Medidata	
<u>Trace</u> Source -> Destination	Public Search for Metadata	Public Init1pm13.pm14 - Medidata	
<u>Trace</u> Source -> Destination	Public Manage Metadata	Public Init1pm13.pm14 - Medidata	
<u>Trace</u> Source -> Destination	Public Modify Metadata Collection	Public Init1pm13.pm14 - Medidata	
<u>Trace</u> Source -> Destination	Public Create Metadata Collection	Public Init1pm13.pm14 - Medidata	

Init1pm16.pm4 - 21090 Datatype Support

Type: **Package**
Status: Proposed. Version 1.0. Phase 1.0.
Package: Traceability Model
Detail: Created on 6/9/2010. Last modified on 6/9/2010
GUID: {6D84DE8E-E4F0-4cfa-AC76-D6068366185E}

Init1pm16.pm4 - 21090 Datatype Support - (Documentation diagram)

Created By: Administrator on 6/9/2010
 Last Modified: 6/13/2010
 Version: 1.0. Locked: False
 GUID: {CED9DDBC-C6CE-406a-8BC2-533E6BB7335F}

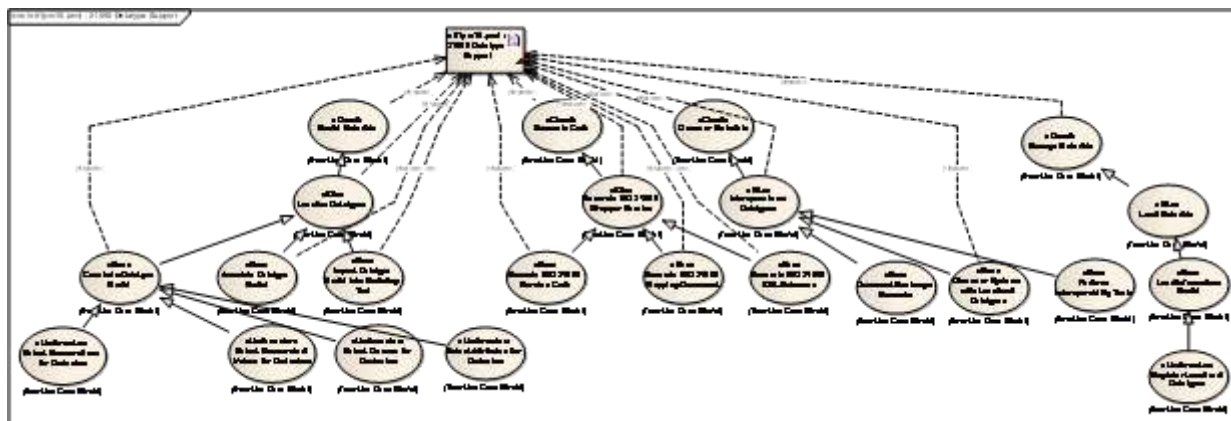


Figure: 38

Init1pm16.pm4 - 21090 Datatype Support

Type: **Artifact**
 Status: Proposed. Version 1.0. Phase 1.0.
 Package: Init1pm16.pm4 - 21090 Datatype Support *Keywords:*
 Detail: Created on 6/9/2010. Last modified on 6/12/2010.
 GUID: {B159E3D5-3646-4173-A112-C3B7E73F2511}

Custom Properties

- fileName =

Associated Files

- Web Address <https://wiki.nci.nih.gov/x/IQhyAQ>

Connections

Connector	Source	Target	Notes
Trace Source -> Destination	Public Discover Systems with Localized Datatypes	Public Init1pm16.pm4 - 21090 Datatype Support	
Trace Source -> Destination	Public Interoperate on	Public Init1pm16.pm4 - 21090	

Connector	Source	Target	Notes
	Datatypes	Datatype Support	
<u>Trace</u> Source -> Destination	Public Discover Metadata	Public Init1pm16.pm4 - 21090 Datatype Support	
<u>Trace</u> Source -> Destination	Public Geneate ISO 21090 Service Code	Public Init1pm16.pm4 - 21090 Datatype Support	
<u>Trace</u> Source -> Destination	Public Generate Code	Public Init1pm16.pm4 - 21090 Datatype Support	
<u>Trace</u> Source -> Destination	Public Import Datatype Model into Modeling Tool	Public Init1pm16.pm4 - 21090 Datatype Support	
<u>Trace</u> Source -> Destination	Public Generate ISO 21090 Wrapper Service	Public Init1pm16.pm4 - 21090 Datatype Support	
<u>Trace</u> Source -> Destination	Public Generate ISO 21090 XML Schemas	Public Init1pm16.pm4 - 21090 Datatype Support	
<u>Trace</u> Source -> Destination	Public Generate ISO 21090 Mapping Document	Public Init1pm16.pm4 - 21090 Datatype Support	
<u>Trace</u> Source -> Destination	Public Model Metadata	Public Init1pm16.pm4 - 21090 Datatype Support	
<u>Trace</u> Source -> Destination	Public Manage Metadata	Public Init1pm16.pm4 - 21090 Datatype Support	
<u>Trace</u> Source -> Destination	Public Annotate Datatype Model	Public Init1pm16.pm4 - 21090 Datatype Support	
<u>Trace</u> Source -> Destination	Public Constrain Datatype Model	Public Init1pm16.pm4 - 21090 Datatype Support	
<u>Trace</u> Source -> Destination	Public Localize Datatypes	Public Init1pm16.pm4 - 21090 Datatype Support	

Init1pm2 - Need for a Content Driven (Clinician Friendly) Browser

Type: **Package**
 Status: Proposed. Version 1.0. Phase 1.0.
 Package: Traceability Model
 Detail: Created on 6/14/2010. Last modified on 6/14/2010
 GUID: {F45C5283-13AA-41cf-A2FB-E056D4FE1499}

Init1pm2 - Need for a Content Driven (Clinician Friendly) Browser - (Documentation diagram)

Created By: Administrator on 6/14/2010
 Last Modified: 6/14/2010
 Version: 1.0. Locked: False
 GUID: {9F5889EE-7EBA-4776-BCC7-B16C65E7D5B3}

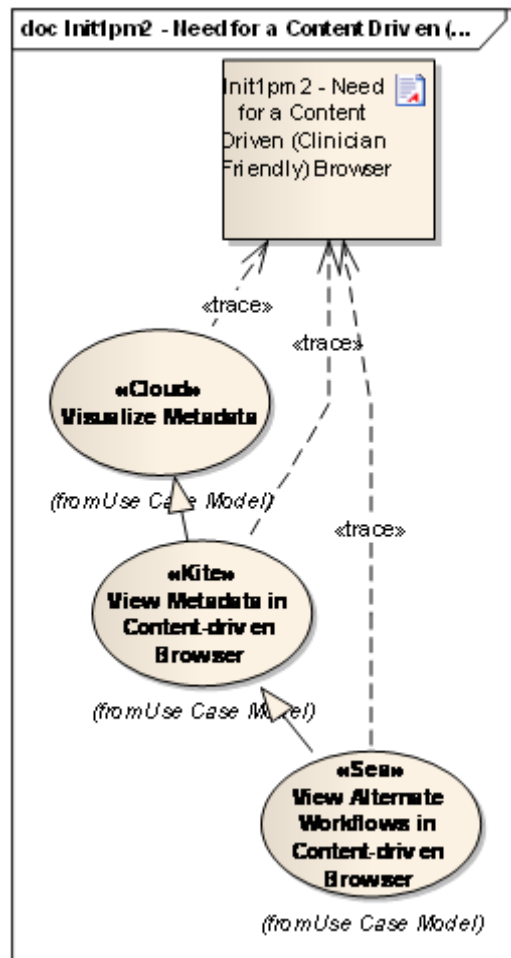


Figure: 39

Init1pm2 - Need for a Content Driven (Clinician Friendly) Browser

Type: **Artifact**
 Status: Proposed. Version 1.0. Phase 1.0.
 Package: Init1pm2 - Need for a Content Driven (Clinician Friendly) Browser **Keywords:**
 Detail: Created on 6/14/2010. Last modified on 6/14/2010.

GUID: {CA2AF081-555C-42a9-A79E-86C92A818990}

Custom Properties

- fileName =

Connections

Connector	Source	Target	Notes
<u>Trace</u> Source -> Destination	Public Visualize Metadata	Public Init1pm2 - Need for a Content Driven (Clinician Friendly) Browser	
<u>Trace</u> Source -> Destination	Public View Metadata in Content-driven Browser	Public Init1pm2 - Need for a Content Driven (Clinician Friendly) Browser	
<u>Trace</u> Source -> Destination	Public View Alternate Workflows in Content-driven Browser	Public Init1pm2 - Need for a Content Driven (Clinician Friendly) Browser	

Init1pm24.pm15 - ICR-caIntegrator2

Type: **Package**
Status: Proposed. Version 1.0. Phase 1.0.
Package: Traceability Model
Detail: Created on 6/9/2010. Last modified on 6/9/2010
GUID: {2E83218A-43DA-4f9a-867A-170A70C64971}

Init1pm24.pm15 - ICR-caIntegrator2 - (Documentation diagram)

Created By: Administrator on 6/9/2010
Last Modified: 6/9/2010
Version: 1.0. **Locked:** False
GUID: {C2CA8AE8-BD2C-45d6-9D50-33E0691E3956}

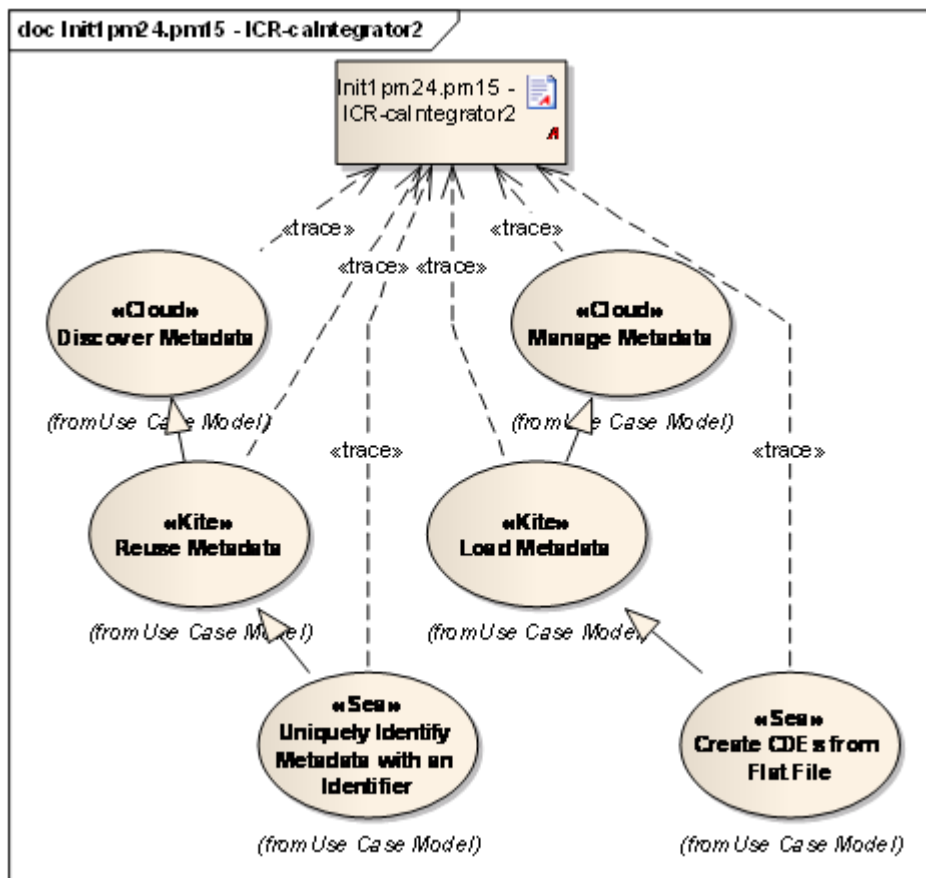


Figure: 40

Init1pm24.pm15 - ICR-calIntegrator2

Type: **Artifact**
 Status: Proposed. Version 1.0. Phase 1.0.
 Package: Init1pm24.pm15 - ICR-calIntegrator2 *Keywords:*
 Detail: Created on 6/9/2010. Last modified on 6/9/2010.
 GUID: {2E551FE5-9D06-45de-A747-651B9CFC18EE}

Custom Properties

- fileName =

Associated Files

- Local File <https://wiki.nci.nih.gov/x/wH9yAQ>

Connections

Connector	Source	Target	Notes
<u>Trace</u> Source -> Destination	Public Discover Metadata	Public Init1pm24.pm15 - ICR- caIntegrator2	
<u>Trace</u> Source -> Destination	Public Uniquely Identify Metadata with an Identifier	Public Init1pm24.pm15 - ICR- caIntegrator2	
<u>Trace</u> Source -> Destination	Public Create CDEs from Flat File	Public Init1pm24.pm15 - ICR- caIntegrator2	
<u>Trace</u> Source -> Destination	Public Reuse Metadata	Public Init1pm24.pm15 - ICR- caIntegrator2	
<u>Trace</u> Source -> Destination	Public Load Metadata	Public Init1pm24.pm15 - ICR- caIntegrator2	
<u>Trace</u> Source -> Destination	Public Manage Metadata	Public Init1pm24.pm15 - ICR- caIntegrator2	

Init1pm3.pm27 - Search for semantics from different View points

Type: **Package**
Status: Proposed. Version 1.0. Phase 1.0.
Package: Traceability Model
Detail: Created on 6/9/2010. Last modified on 6/9/2010
GUID: {6E6B4466-851B-4c49-B0D2-2A1094F2554B}

Init1pm3.pm27 - Search for semantics from different View points - (Documentation diagram)

Created By: Administrator on 6/9/2010
Last Modified: 6/9/2010
Version: 1.0. *Locked:* False
GUID: {E6F50863-8488-4f18-867A-1A33788C6270}

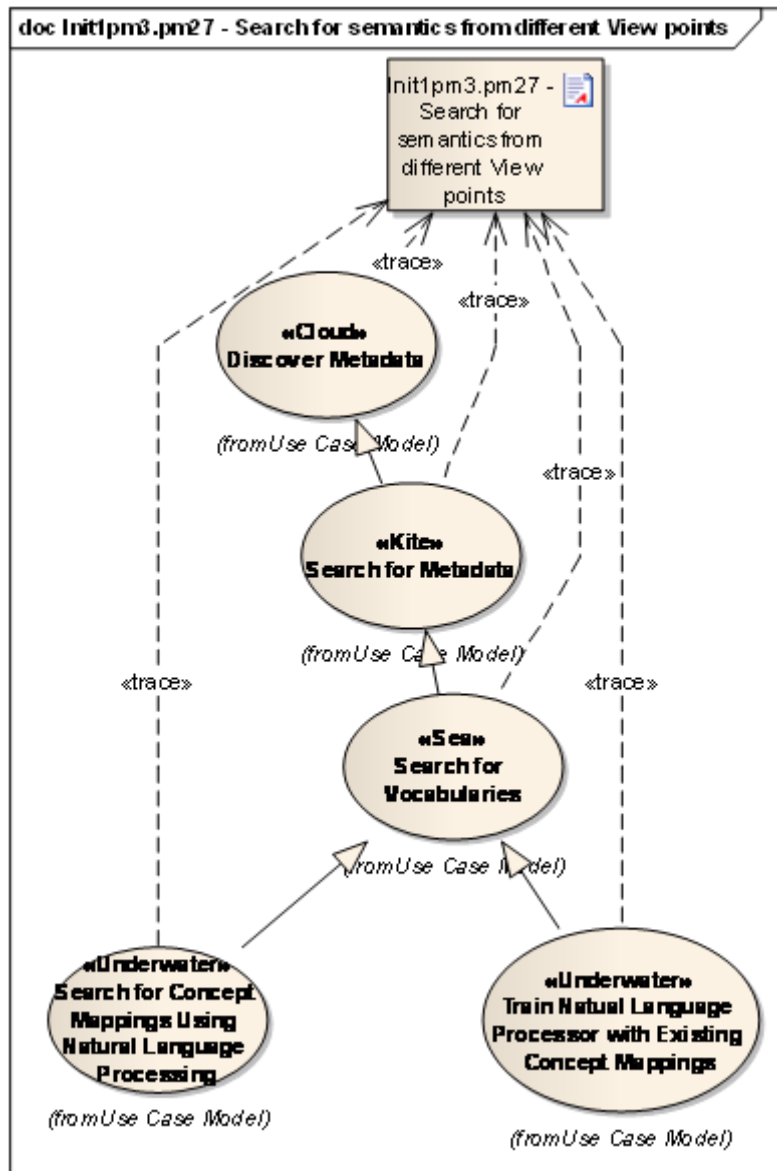


Figure: 41

Init1pm3.pm27 - Search for semantics from different View points

Type: Artifact
Status: Proposed. Version 1.0. Phase 1.0.
Package: Init1pm3.pm27 - Search for semantics from different View points **Keywords:**
Detail: Created on 6/9/2010. Last modified on 6/9/2010.
GUID: {87E71BCF-B02F-402d-A24C-F2B806000C58}

Custom Properties

- fileName =

Associated Files

- Web Address <https://wiki.nci.nih.gov/x/hZZ-AQ>

Connections

Connector	Source	Target	Notes
Trace Source -> Destination	Public Train Natural Language Processor with Existing Concept Mappings	Public Init1pm3.pm27 - Search for semantics from different View points	
Trace Source -> Destination	Public Search for Concept Mappings Using Natural Language Processing	Public Init1pm3.pm27 - Search for semantics from different View points	
Trace Source -> Destination	Public Search for Vocabularies	Public Init1pm3.pm27 - Search for semantics from different View points	
Trace Source -> Destination	Public Discover Metadata	Public Init1pm3.pm27 - Search for semantics from different View points	
Trace Source -> Destination	Public Search for Metadata	Public Init1pm3.pm27 - Search for semantics from different View points	

Init1pm4.pm29 - Cross-cutting semantic searches

Type: **Package**
Status: Proposed. Version 1.0. Phase 1.0.
Package: Traceability Model
Detail: Created on 6/9/2010. Last modified on 6/9/2010
GUID: {200CB790-4211-4361-9C26-C20FAF507FFF}

Init1pm4.pm29 - Cross-cutting semantic searches - (Documentation diagram)

Created By: Administrator on 6/9/2010
Last Modified: 6/9/2010
Version: 1.0. *Locked:* False
GUID: {2147B398-EE4A-4f64-9D24-AC7631AD853B}

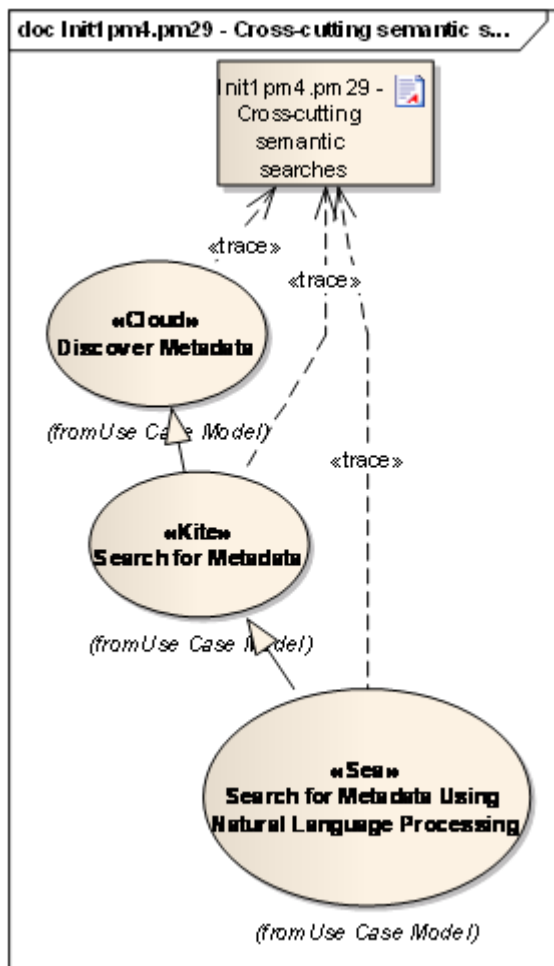


Figure: 42

Init1pm4.pm29 - Cross-cutting semantic searches

Type: **Artifact**

Status: Proposed. Version 1.0. Phase 1.0.

Package: Init1pm4.pm29 - Cross-cutting semantic searches **Keywords:**

Detail: Created on 6/9/2010. Last modified on 6/9/2010.

GUID: {5A8B26AD-0E46-41f3-98CD-167EE2AED1C1 }

Custom Properties

- fileName =

Associated Files

- Web Address <https://wiki.nci.nih.gov/x/iZZ-AQ>

Connections

Connector	Source	Target	Notes
<u>Trace</u> Source -> Destination	Public Search for Metadata Using Natural Language Processing	Public Init1pm4.pm29 - Cross- cutting semantic searches	
<u>Trace</u> Source -> Destination	Public Search for Metadata	Public Init1pm4.pm29 - Cross- cutting semantic searches	
<u>Trace</u> Source -> Destination	Public Discover Metadata	Public Init1pm4.pm29 - Cross- cutting semantic searches	

Init1pm5.pm2 - Data rollback functionality

Type: **Package**
Status: Proposed. Version 1.0. Phase 1.0.
Package: Traceability Model
Detail: Created on 6/7/2010. Last modified on 6/7/2010
GUID: {6B9B7DD9-9E6B-4972-B85C-237F72B52175}

Init1pm5.pm2 - Data rollback functionality - (Documentation diagram)

Created By: Administrator on 6/7/2010
Last Modified: 6/7/2010
Version: 1.0. **Locked:** False
GUID: {BE1B251E-F1C7-446d-B51E-0A50B71B753F}

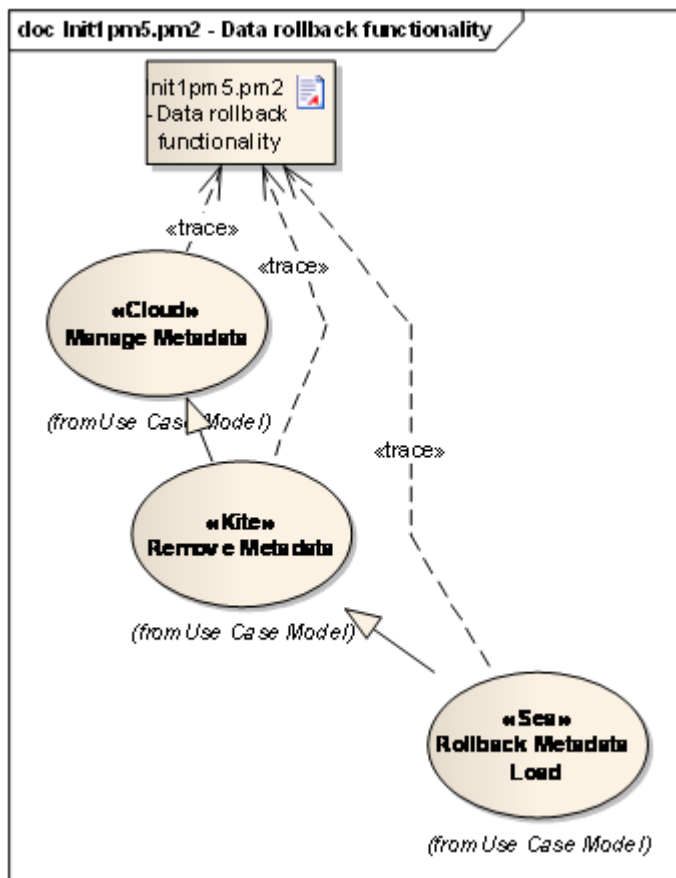


Figure: 43

Init1pm5.pm2 - Data rollback functionality

Type: **Artifact**
 Status: Proposed. Version 1.0. Phase 1.0.
 Package: Init1pm5.pm2 - Data rollback functionality *Keywords:*
 Detail: Created on 6/7/2010. Last modified on 6/7/2010.
 GUID: {6355D8BF-2A58-4e84-BEC4-7F5AD922906E}

Custom Properties

- fileName =

Associated Files

- Web Address <https://wiki.nci.nih.gov/x/oxJyAQ>

Connections

Connector	Source	Target	Notes
<u>Trace</u> Source -> Destination	Public Manage Metadata	Public Init1pm5.pm2 - Data rollback functionality	
<u>Trace</u> Source -> Destination	Public Remove Metadata	Public Init1pm5.pm2 - Data rollback functionality	
<u>Trace</u> Source -> Destination	Public Rollback Metadata Load	Public Init1pm5.pm2 - Data rollback functionality	

Init1pm9.pm16 - Automate

Type: **Package**
Status: Proposed. Version 1.0. Phase 1.0.
Package: Traceability Model
Detail: Created on 6/9/2010. Last modified on 6/9/2010
GUID: {41284F1D-05E3-4fc9-846C-E750F14FAE78}

Init1pm9.pm16 - Automate - (Documentation diagram)

Created By: Administrator on 6/9/2010
Last Modified: 6/9/2010
Version: 1.0. *Locked:* False
GUID: {5390E95E-BBC4-4071-9BE3-C49672EAF6ED}

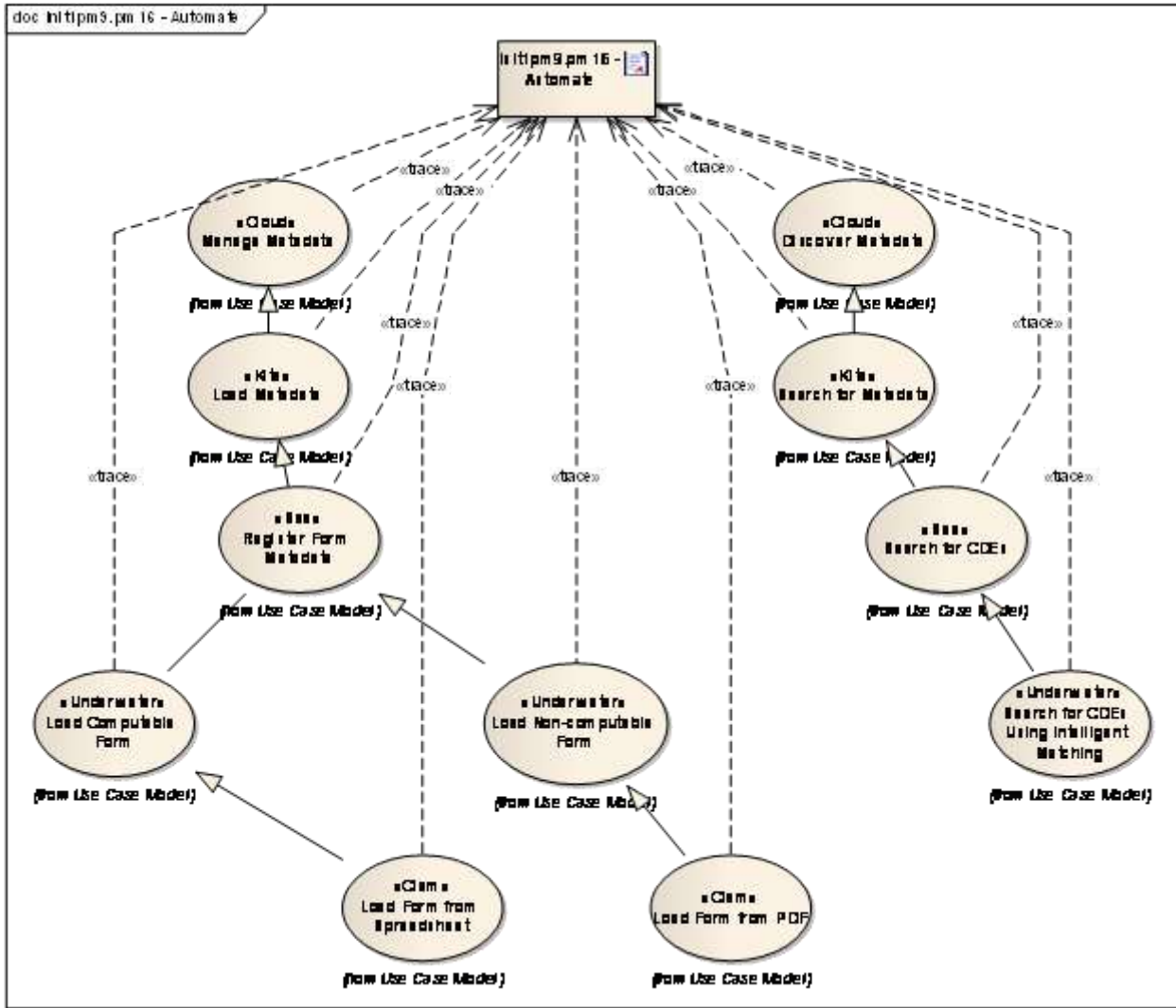


Figure: 44

Init1pm9.pm16 - Automate

Type: **Artifact**
 Status: Proposed. Version 1.0. Phase 1.0.
 Package: Init1pm9.pm16 - Automate *Keywords:*
 Detail: Created on 6/9/2010. Last modified on 6/9/2010.
 GUID: {FD48997D-69DA-4399-83F5-C7A89B5E9476}

Custom Properties

- fileName =

Associated Files

Associated Files

- Web Address <https://wiki.nci.nih.gov/x/C4B9AQ>

Connections

Connector	Source	Target	Notes
<u>Trace</u> Source -> Destination	Public Load Computable Form	Public Init1pm9.pm16 - Automate	
<u>Trace</u> Source -> Destination	Public Load Non-computable Form	Public Init1pm9.pm16 - Automate	
<u>Trace</u> Source -> Destination	Public Register Form Metadata	Public Init1pm9.pm16 - Automate	
<u>Trace</u> Source -> Destination	Public Discover Metadata	Public Init1pm9.pm16 - Automate	
<u>Trace</u> Source -> Destination	Public Search for CDEs Using Intelligent Matching	Public Init1pm9.pm16 - Automate	
<u>Trace</u> Source -> Destination	Public Search for CDEs	Public Init1pm9.pm16 - Automate	
<u>Trace</u> Source -> Destination	Public Search for Metadata	Public Init1pm9.pm16 - Automate	
<u>Trace</u> Source -> Destination	Public Load Form from Spreadsheet	Public Init1pm9.pm16 - Automate	
<u>Trace</u> Source -> Destination	Public Load Form from PDF	Public Init1pm9.pm16 - Automate	
<u>Trace</u> Source -> Destination	Public Manage Metadata	Public Init1pm9.pm16 - Automate	
<u>Trace</u> Source -> Destination	Public Load Metadata	Public Init1pm9.pm16 - Automate	

Init3dbw2.pm21 - Provenance metadata to support Semantic Workflows

Type: Package
Status: Proposed. Version 1.0. Phase 1.0.
Package: Traceability Model
Detail: Created on 6/9/2010. Last modified on 6/9/2010
GUID: {CBACEBF6-537A-46c0-9DFE-67F38A3B2268}

Init3dbw2.pm21 - Provenance metadata to support Semantic Workflows - (Documentation diagram)

Created By: Administrator on 6/9/2010
Last Modified: 6/9/2010
Version: 1.0. *Locked:* False
GUID: {CE71846E-0608-442f-8878-00174E37BB23}

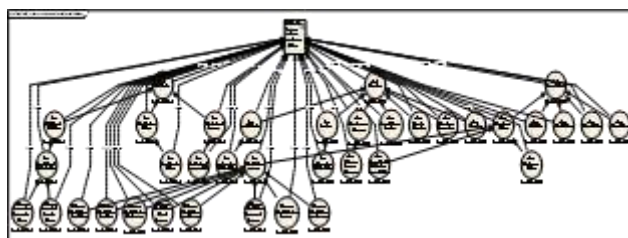


Figure: 45

Init3dbw2.pm21 - Provenance metadata to support Semantic Workflows

Type: Artifact
Status: Proposed. Version 1.0. Phase 1.0.
Package: Init3dbw2.pm21 - Provenance metadata to support Semantic Workflows *Keywords:*
Detail: Created on 6/9/2010. Last modified on 6/9/2010.
GUID: {AFC77431-D169-48fc-B8CD-B869919EA953}

Custom Properties

- fileName =

Associated Files

- Web Address <https://wiki.nci.nih.gov/x/JZF9AQ>

Connections

Connector	Source	Target	Notes
<u>Trace</u> Source -> Destination	Public Model Metadata	Public Init3dbw2.pm21 - Provenance metadata to support Semantic	

Connector	Source	Target	Notes
		Workflows	
Trace Source -> Destination	Public Define Workflow Computational Constraints	Public Init3dbw2.pm21 - Provenance metadata to support Semantic Workflows	
Trace Source -> Destination	Public Define Workflow constraints	Public Init3dbw2.pm21 - Provenance metadata to support Semantic Workflows	
Trace Source -> Destination	Public Fetch Intermediate Workflow Results	Public Init3dbw2.pm21 - Provenance metadata to support Semantic Workflows	
Trace Source -> Destination	Public Store Intermediate Workflow Results	Public Init3dbw2.pm21 - Provenance metadata to support Semantic Workflows	
Trace Source -> Destination	Public Version Data	Public Init3dbw2.pm21 - Provenance metadata to support Semantic Workflows	
Trace Source -> Destination	Public Manage Security Access to Data	Public Init3dbw2.pm21 - Provenance metadata to support Semantic Workflows	
Trace Source -> Destination	Public Dynamically Create a Data Store	Public Init3dbw2.pm21 - Provenance metadata to support Semantic Workflows	
Trace Source -> Destination	Public Define Workflow Analytical Parameters	Public Init3dbw2.pm21 - Provenance metadata to support Semantic Workflows	
Trace Source -> Destination	Public Define Workflow Desired Operations	Public Init3dbw2.pm21 - Provenance metadata to support Semantic Workflows	

Connector	Source	Target	Notes
<u>Trace</u> Source -> Destination	Public Define Workflow Time Constraints	Public Init3dbw2.pm21 - Provenance metadata to support Semantic Workflows	
<u>Trace</u> Source -> Destination	Public Define Workflow Storage Constraints	Public Init3dbw2.pm21 - Provenance metadata to support Semantic Workflows	
<u>Trace</u> Source -> Destination	Public Define Workflow Data Query Parameters	Public Init3dbw2.pm21 - Provenance metadata to support Semantic Workflows	
<u>Trace</u> Source -> Destination	Public Define Workflow Desired Input	Public Init3dbw2.pm21 - Provenance metadata to support Semantic Workflows	
<u>Trace</u> Source -> Destination	Public Define Workflow Desired Output	Public Init3dbw2.pm21 - Provenance metadata to support Semantic Workflows	
<u>Trace</u> Source -> Destination	Public Manage Data Ownership	Public Init3dbw2.pm21 - Provenance metadata to support Semantic Workflows	
<u>Trace</u> Source -> Destination	Public Share Workflow	Public Init3dbw2.pm21 - Provenance metadata to support Semantic Workflows	
<u>Trace</u> Source -> Destination	Public Share Dynamic Workflow	Public Init3dbw2.pm21 - Provenance metadata to support Semantic Workflows	
<u>Trace</u> Source -> Destination	Public Model Research Methodology	Public Init3dbw2.pm21 - Provenance metadata to support Semantic Workflows	

Connector	Source	Target	Notes
<u>Trace</u> Source -> Destination	Public Store Workflow Data	Public Init3dbw2.pm21 - Provenance metadata to support Semantic Workflows	
<u>Trace</u> Source -> Destination	Public Manage Dynamic Workflow	Public Init3dbw2.pm21 - Provenance metadata to support Semantic Workflows	
<u>Trace</u> Source -> Destination	Public Run Workflow	Public Init3dbw2.pm21 - Provenance metadata to support Semantic Workflows	
<u>Trace</u> Source -> Destination	Public Generate Runnable Workflow from Dynamic Workflow	Public Init3dbw2.pm21 - Provenance metadata to support Semantic Workflows	
<u>Trace</u> Source -> Destination	Public Version Workflow	Public Init3dbw2.pm21 - Provenance metadata to support Semantic Workflows	
<u>Trace</u> Source -> Destination	Public Validate Workflow	Public Init3dbw2.pm21 - Provenance metadata to support Semantic Workflows	
<u>Trace</u> Source -> Destination	Public Manage Workflow	Public Init3dbw2.pm21 - Provenance metadata to support Semantic Workflows	
<u>Trace</u> Source -> Destination	Public Link Data to Provenance Information	Public Init3dbw2.pm21 - Provenance metadata to support Semantic Workflows	
<u>Trace</u> Source -> Destination	Public Fetch Data	Public Init3dbw2.pm21 - Provenance metadata to support Semantic Workflows	
<u>Trace</u>	Public	Public	

Connector	Source	Target	Notes
Source -> Destination	Manage Data	Init3dbw2.pm21 - Provenance metadata to support Semantic Workflows	
<u>Trace</u> Source -> Destination	Public Extend Analytical Provenance Model	Public Init3dbw2.pm21 - Provenance metadata to support Semantic Workflows	
<u>Trace</u> Source -> Destination	Public Extend Algorithm Metadata	Public Init3dbw2.pm21 - Provenance metadata to support Semantic Workflows	
<u>Trace</u> Source -> Destination	Public Model Analytical Provenance	Public Init3dbw2.pm21 - Provenance metadata to support Semantic Workflows	
<u>Trace</u> Source -> Destination	Public Model Algorithm Metadata	Public Init3dbw2.pm21 - Provenance metadata to support Semantic Workflows	
<u>Trace</u> Source -> Destination	Public Associate Study Design Data Elements	Public Init3dbw2.pm21 - Provenance metadata to support Semantic Workflows	
<u>Trace</u> Source -> Destination	Public Associates Input Parameter Data Elements	Public Init3dbw2.pm21 - Provenance metadata to support Semantic Workflows	
<u>Trace</u> Source -> Destination	Public Extend Research Methodology Model	Public Init3dbw2.pm21 - Provenance metadata to support Semantic Workflows	
<u>Trace</u> Source -> Destination	Public Manage Provenance Information	Public Init3dbw2.pm21 - Provenance metadata to support Semantic Workflows	

Init4hm1 - RDF triple store backend for LexEVS

Type: **Package**
 Status: Proposed. Version 1.0. Phase 1.0.
 Package: Traceability Model
 Detail: Created on 6/14/2010. Last modified on 6/14/2010
 GUID: {5F287A93-E093-4d58-A22E-907568CD11D0}

Init4hm1 - RDF triple store backend for LexEVS - (Documentation diagram)

Created By: Administrator on 6/14/2010
 Last Modified: 6/14/2010
 Version: 1.0. Locked: False
 GUID: {89E02D99-93EE-4871-9A78-3BECC6AB9EAF}

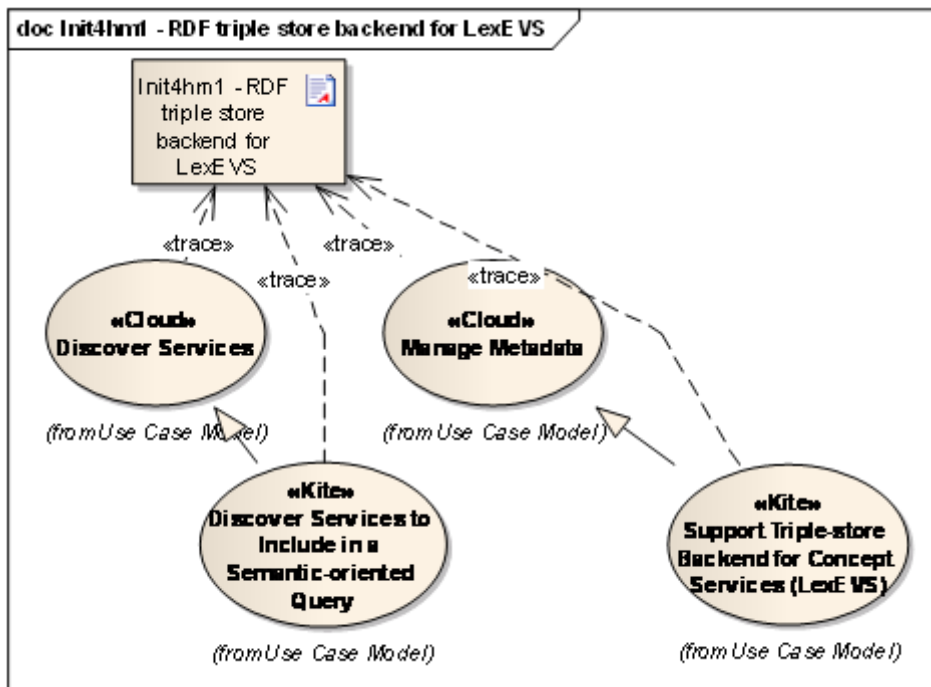


Figure: 46

Init4hm1 - RDF triple store backend for LexEVS

Type: **Artifact**
 Status: Proposed. Version 1.0. Phase 1.0.
 Package: Init4hm1 - RDF triple store backend for LexEVS *Keywords:*
 Detail: Created on 6/14/2010. Last modified on 6/14/2010.
 GUID: {CA05D33A-2D57-44a3-BB59-AD789D802E12}

Custom Properties

Custom Properties

- fileName =

Connections

Connector	Source	Target	Notes
Trace Source -> Destination	Public Manage Metadata	Public Init4hm1 - RDF triple store backend for LexEVS	
Trace Source -> Destination	Public Support Triple-store Backend for Concept Services (LexEVS)	Public Init4hm1 - RDF triple store backend for LexEVS	
Trace Source -> Destination	Public Discover Services	Public Init4hm1 - RDF triple store backend for LexEVS	
Trace Source -> Destination	Public Discover Services to Include in a Semantic- oriented Query	Public Init4hm1 - RDF triple store backend for LexEVS	

Init6pm23.pm5 - Brain Tumor in silico study - Pathology and Radiology data models

Type: **Package**
Status: Proposed. Version 1.0. Phase 1.0.
Package: Traceability Model
Detail: Created on 6/9/2010. Last modified on 6/9/2010
GUID: {D96E9187-1E60-4425-A353-F8F4A471A97D}

Init6pm23.pm5 - Brain Tumor in silico study - Pathology and Radiology data models - (Documentation diagram)

Created By: Administrator on 6/9/2010
Last Modified: 6/9/2010
Version: 1.0. *Locked:* False
GUID: {DD81EE73-C59F-43c8-A9E2-74F89766FDF0}

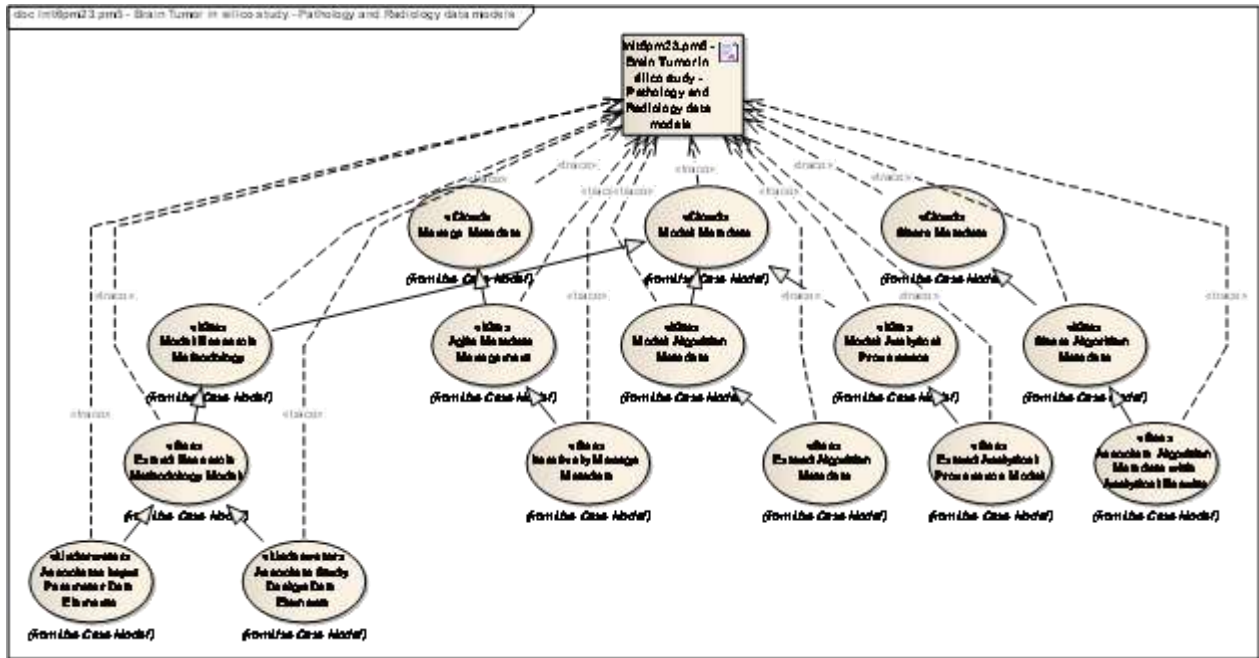


Figure: 47

Init6pm23.pm5 - Brain Tumor in silico study - Pathology and Radiology data models

Type: Artifact
Status: Proposed. Version 1.0. Phase 1.0.
Package: Init6pm23.pm5 - Brain Tumor in silico study - Pathology and Radiology data models
Keywords:
Detail: Created on 6/9/2010. Last modified on 6/9/2010.
GUID: {420B4049-1E1A-4b48-BB93-2CADDB0D372E}

Custom Properties

- fileName =

Associated Files

- Web Address <https://wiki.nci.nih.gov/x/3wpyAQ>

Connections

Connector	Source	Target	Notes
<u>Trace</u> Source -> Destination	Public Associates Input Parameter Data Elements	Public Init6pm23.pm5 - Brain Tumor in silico study - Pathology and	

Connector	Source	Target	Notes
		Radiology data models	
Trace Source -> Destination	Public Associate Algorithm Metadata with Analytical Results	Public Init6pm23.pm5 - Brain Tumor in silico study - Pathology and Radiology data models	
Trace Source -> Destination	Public Share Algorithm Metadata	Public Init6pm23.pm5 - Brain Tumor in silico study - Pathology and Radiology data models	
Trace Source -> Destination	Public Share Metadata	Public Init6pm23.pm5 - Brain Tumor in silico study - Pathology and Radiology data models	
Trace Source -> Destination	Public Extend Analytical Provenance Model	Public Init6pm23.pm5 - Brain Tumor in silico study - Pathology and Radiology data models	
Trace Source -> Destination	Public Model Analytical Provenance	Public Init6pm23.pm5 - Brain Tumor in silico study - Pathology and Radiology data models	
Trace Source -> Destination	Public Extend Algorithm Metadata	Public Init6pm23.pm5 - Brain Tumor in silico study - Pathology and Radiology data models	
Trace Source -> Destination	Public Associate Study Design Data Elements	Public Init6pm23.pm5 - Brain Tumor in silico study - Pathology and Radiology data models	
Trace Source -> Destination	Public Extend Research Methodology Model	Public Init6pm23.pm5 - Brain Tumor in silico study - Pathology and Radiology data models	
Trace Source -> Destination	Public Model Research Methodology	Public Init6pm23.pm5 - Brain Tumor in silico study - Pathology and Radiology data models	

Connector	Source	Target	Notes
Trace Source -> Destination	Public Model Metadata	Public Init6pm23.pm5 - Brain Tumor in silico study - Pathology and Radiology data models	
Trace Source -> Destination	Public Iteratively Manage Metadata	Public Init6pm23.pm5 - Brain Tumor in silico study - Pathology and Radiology data models	
Trace Source -> Destination	Public Agile Metadata Management	Public Init6pm23.pm5 - Brain Tumor in silico study - Pathology and Radiology data models	
Trace Source -> Destination	Public Manage Metadata	Public Init6pm23.pm5 - Brain Tumor in silico study - Pathology and Radiology data models	
Trace Source -> Destination	Public Model Algorithm Metadata	Public Init6pm23.pm5 - Brain Tumor in silico study - Pathology and Radiology data models	

Init8pm25.pm24 - Support for Reusable Modules of Forms

Type: **Package**
Status: Proposed. Version 1.0. Phase 1.0.
Package: Traceability Model
Detail: Created on 6/9/2010. Last modified on 6/9/2010
GUID: {19394B5B-38C5-4f83-AB8F-04219FE01162}

Init8pm25.pm24 - Support for Reusable Modules of Forms - (Documentation diagram)

Created By: Administrator on 6/9/2010
Last Modified: 6/9/2010
Version: 1.0. *Locked:* False
GUID: {700B501A-E0A3-48c8-A4CE-605DC687DDBC}

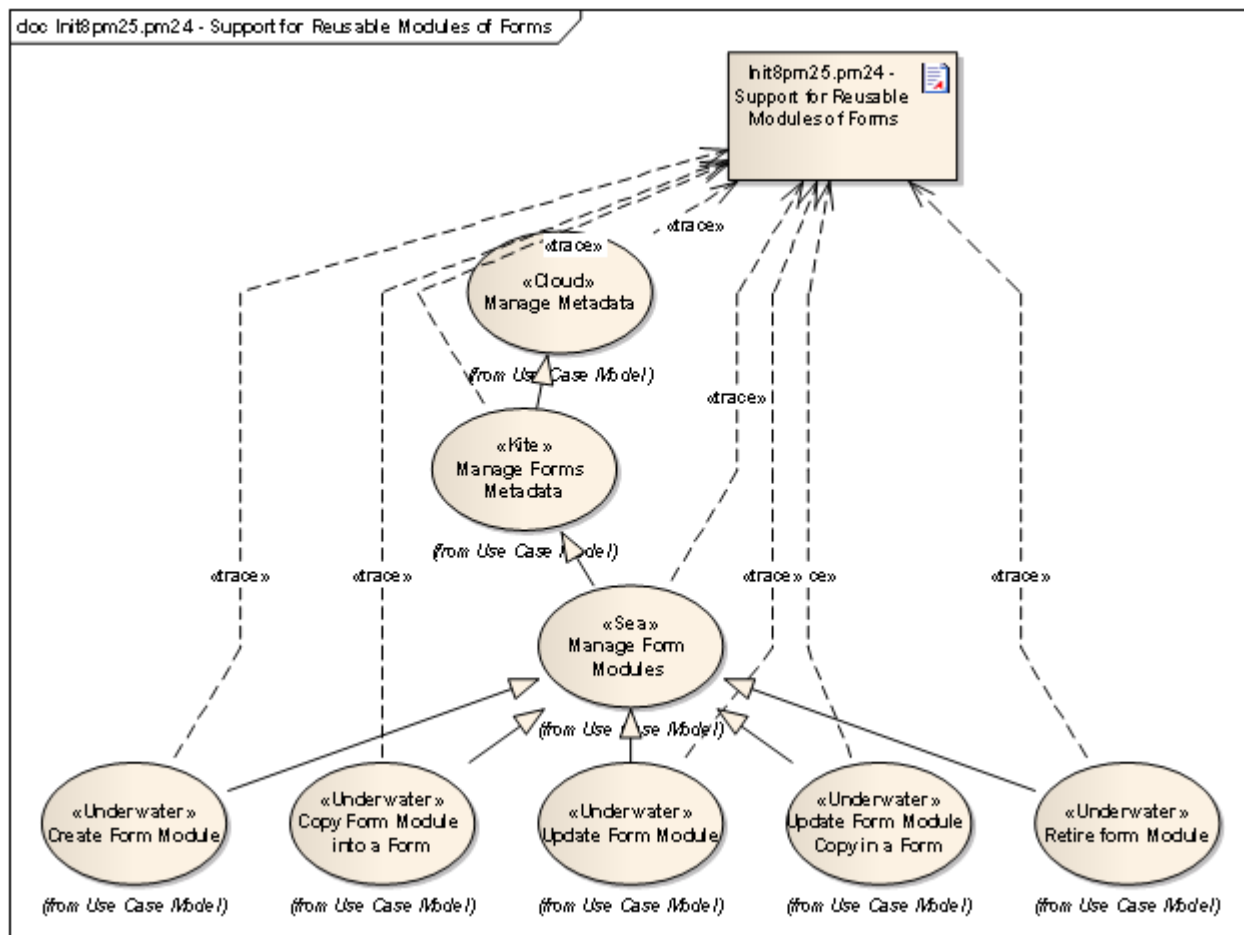


Figure: 48

Init8pm25.pm24 - Support for Reusable Modules of Forms

Type: **Artifact**

Status: Proposed. Version 1.0. Phase 1.0.

Package: Init8pm25.pm24 - Support for Reusable Modules of Forms **Keywords:**

Detail: Created on 6/9/2010. Last modified on 6/9/2010.

GUID: {281EBABF-FA2F-4a95-885C-C0D3197F0DF8}

Custom Properties

- fileName =

Associated Files

- Web Address <https://wiki.nci.nih.gov/x/c4F-AQ>

Connections

Connector	Source	Target	Notes
<u>Trace</u> Source -> Destination	Public Update Form Module Copy in a Form	Public Init8pm25.pm24 - Support for Reusable Modules of Forms	
<u>Trace</u> Source -> Destination	Public Update Form Module	Public Init8pm25.pm24 - Support for Reusable Modules of Forms	
<u>Trace</u> Source -> Destination	Public Copy Form Module into a Form	Public Init8pm25.pm24 - Support for Reusable Modules of Forms	
<u>Trace</u> Source -> Destination	Public Create Form Module	Public Init8pm25.pm24 - Support for Reusable Modules of Forms	
<u>Trace</u> Source -> Destination	Public Manage Form Modules	Public Init8pm25.pm24 - Support for Reusable Modules of Forms	
<u>Trace</u> Source -> Destination	Public Manage Metadata	Public Init8pm25.pm24 - Support for Reusable Modules of Forms	
<u>Trace</u> Source -> Destination	Public Retire form Module	Public Init8pm25.pm24 - Support for Reusable Modules of Forms	
<u>Trace</u> Source -> Destination	Public Manage Forms Metadata	Public Init8pm25.pm24 - Support for Reusable Modules of Forms	

InitotherSD75 - TCGA-Integration

Type: **Package**
Status: Proposed. Version 1.0. Phase 1.0.
Package: Traceability Model
Detail: Created on 6/14/2010. Last modified on 6/14/2010
GUID: {F2D773E2-414A-4049-941D-35540D352534}

InitotherSD75 - TCGA-Integration - (Documentation diagram)

Created By: Administrator on 6/14/2010
 Last Modified: 6/14/2010
 Version: 1.0. Locked: False
 GUID: {026FBBA4-09A0-4dc9-9BE0-6217FB886FF0}

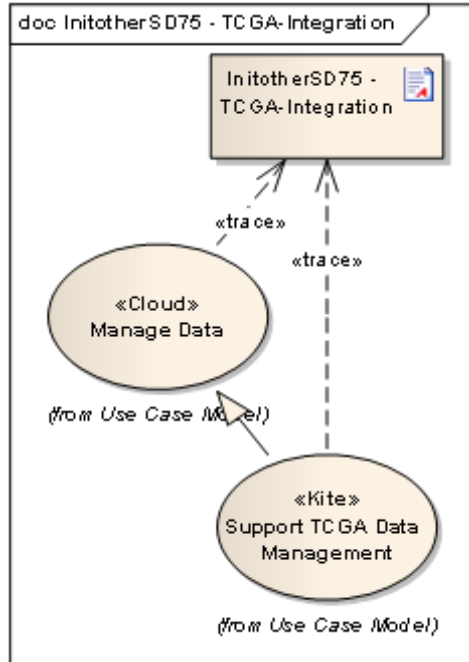


Figure: 49

InitotherSD75 - TCGA-Integration

Type: **Artifact**
 Status: Proposed. Version 1.0. Phase 1.0.
 Package: InitotherSD75 - TCGA-Integration *Keywords:*
 Detail: Created on 6/14/2010. Last modified on 6/14/2010.
 GUID: {015FDE3C-0703-4481-9A7F-27466697D248}

Custom Properties

- fileName =

Connections

Connector	Source	Target	Notes
Trace Source -> Destination	Public Manage Data	Public InitotherSD75 - TCGA- Integration	
Trace Source -> Destination	Public Support TCGA Data	Public InitotherSD75 - TCGA-	

Connector	Source	Target	Notes
	Management	Integration	

Otherhm1.pm12 - Generation of Forms

Type: **Package**
 Status: Proposed. Version 1.0. Phase 1.0.
 Package: Traceability Model
 Detail: Created on 6/9/2010. Last modified on 6/9/2010
 GUID: {7644E2FB-9F8D-4531-A0DA-1F98A7818F59}

Otherhm1.pm12 - Generation of Forms - (Documentation diagram)

Created By: Administrator on 6/9/2010
 Last Modified: 6/9/2010
 Version: 1.0. Locked: False
 GUID: {98FE4228-17DA-4bbd-B69A-B74DA23157C1}

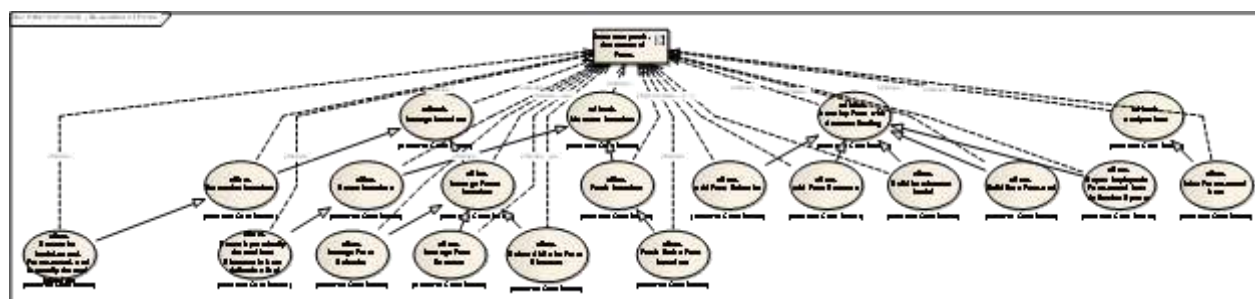


Figure: 50

Otherhm1.pm12 - Generation of Forms

Type: **Artifact**
 Status: Proposed. Version 1.0. Phase 1.0.
 Package: Otherhm1.pm12 - Generation of Forms **Keywords:**
 Detail: Created on 6/9/2010. Last modified on 6/9/2010.
 GUID: {12FF77CA-441A-44fc-B893-5BDD842E879E}

Custom Properties

- fileName =

Associated Files

- Web Address <https://wiki.nci.nih.gov/x/ZoB9AQ>

Connections

Connector	Source	Target	Notes
<u>Trace</u> Source -> Destination	Public Harmonize Metadata	Public Otherhm1.pm12 - Generation of Forms	
<u>Trace</u> Source -> Destination	Public Manage Form Behavior	Public Otherhm1.pm12 - Generation of Forms	
<u>Trace</u> Source -> Destination	Public Manage Forms Metadata	Public Otherhm1.pm12 - Generation of Forms	
<u>Trace</u> Source -> Destination	Public Reuse Metadata	Public Otherhm1.pm12 - Generation of Forms	
<u>Trace</u> Source -> Destination	Public Harmonize Model- based, Forms-based, and Manually Curated Metadata	Public Otherhm1.pm12 - Generation of Forms	
<u>Trace</u> Source -> Destination	Public Discover Metadata	Public Otherhm1.pm12 - Generation of Forms	
<u>Trace</u> Source -> Destination	Public Add Form Behavior	Public Otherhm1.pm12 - Generation of Forms	
<u>Trace</u> Source -> Destination	Public Develop Form with Common Tooling	Public Otherhm1.pm12 - Generation of Forms	
<u>Trace</u> Source -> Destination	Public Fetch Entire Form Metadata	Public Otherhm1.pm12 - Generation of Forms	
<u>Trace</u> Source -> Destination	Public Fetch Metadata	Public Otherhm1.pm12 - Generation of Forms	
<u>Trace</u> Source -> Destination	Public Select CDEs for Form Elements	Public Otherhm1.pm12 - Generation of Forms	
<u>Trace</u> Source -> Destination	Public Manage Metadata	Public Otherhm1.pm12 - Generation of Forms	
<u>Trace</u>	Public	Public	

Connector	Source	Target	Notes
Source -> Destination	Manage Form Structure	Otherhm1.pm12 - Generation of Forms	
Trace Source -> Destination	Public Reuse Dynamically Created Data Elements in Data Collection Tool	Public Otherhm1.pm12 - Generation of Forms	
Trace Source -> Destination	Public Build Persistence Model	Public Otherhm1.pm12 - Generation of Forms	
Trace Source -> Destination	Public Build Web Front-end	Public Otherhm1.pm12 - Generation of Forms	
Trace Source -> Destination	Public Export Deployable Form-based Data Collection System	Public Otherhm1.pm12 - Generation of Forms	
Trace Source -> Destination	Public Analyze Data	Public Otherhm1.pm12 - Generation of Forms	
Trace Source -> Destination	Public Mine Forms-based Data	Public Otherhm1.pm12 - Generation of Forms	
Trace Source -> Destination	Public Add Form Structure	Public Otherhm1.pm12 - Generation of Forms	

Otherhm2.pm13 - Forms Annotations

Type: **Package**
Status: Proposed. Version 1.0. Phase 1.0.
Package: Traceability Model
Detail: Created on 6/9/2010. Last modified on 6/9/2010
GUID: {C3949484-4461-4121-B83C-786A7FFF06D4}

Otherhm2.pm13 - Forms Annotations - (Documentation diagram)

Created By: Administrator on 6/9/2010
Last Modified: 6/9/2010
Version: 1.0. *Locked:* False
GUID: {2EB84B1F-B83C-4225-88E2-0D85CBD0406A}

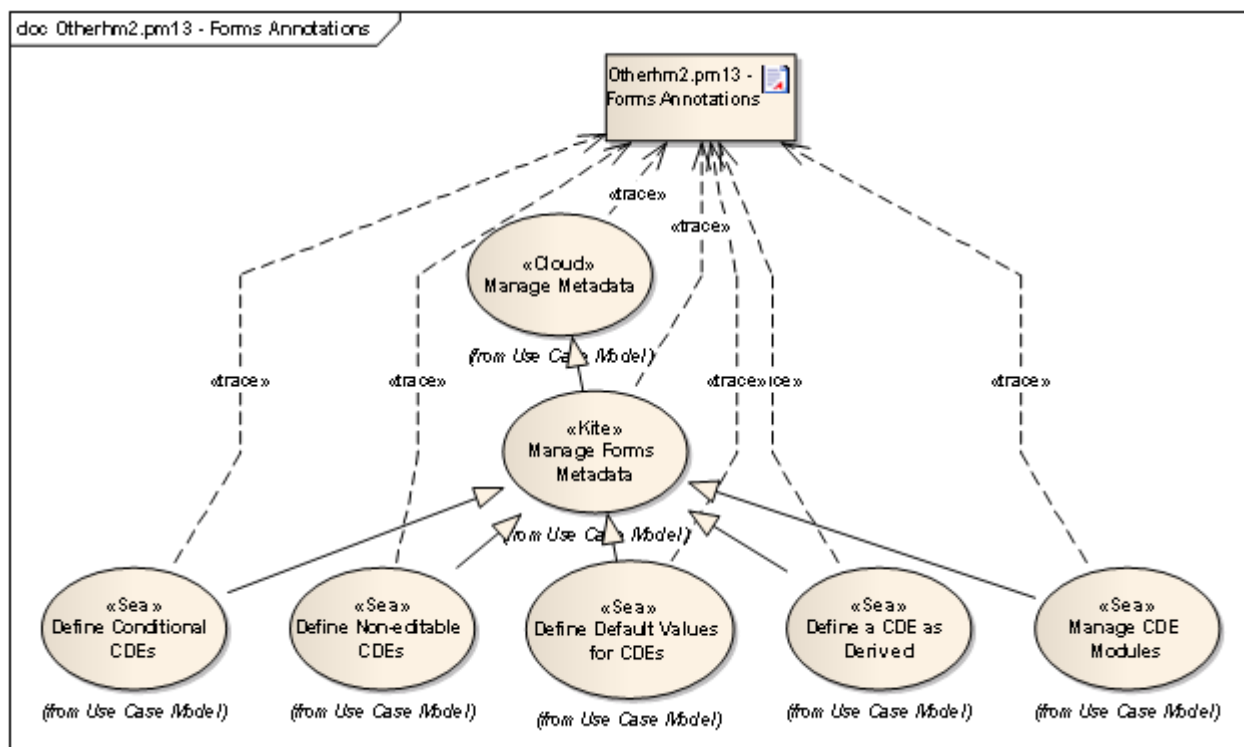


Figure: 51

Otherhm2.pm13 - Forms Annotations

Type: **Artifact**
 Status: Proposed. Version 1.0. Phase 1.0.
 Package: Otherhm2.pm13 - Forms Annotations *Keywords:*
 Detail: Created on 6/9/2010. Last modified on 6/9/2010.
 GUID: {491965EA-29CF-4377-8693-53EE106E5657}

Custom Properties

- fileName =

Associated Files

- Web Address <https://wiki.nci.nih.gov/x/-W1yAQ>

Connections

Connector	Source	Target	Notes
Trace Source -> Destination	Public Define a CDE as Derived	Public Otherhm2.pm13 - Forms Annotations	

Connector	Source	Target	Notes
Trace Source -> Destination	Public Manage CDE Modules	Public Otherhm2.pm13 - Forms Annotations	
Trace Source -> Destination	Public Define Default Values for CDEs	Public Otherhm2.pm13 - Forms Annotations	
Trace Source -> Destination	Public Define Non-editable CDEs	Public Otherhm2.pm13 - Forms Annotations	
Trace Source -> Destination	Public Define Conditional CDEs	Public Otherhm2.pm13 - Forms Annotations	
Trace Source -> Destination	Public Manage Forms Metadata	Public Otherhm2.pm13 - Forms Annotations	
Trace Source -> Destination	Public Manage Metadata	Public Otherhm2.pm13 - Forms Annotations	

init1hm2.pm22.U0 - NCI level vocabulary services for Diseases and Interventions

Type: **Package**
Status: Proposed. Version 1.0. Phase 1.0.
Package: Traceability Model
Detail: Created on 6/9/2010. Last modified on 6/9/2010
GUID: {BF37E9EE-26EB-438b-B255-09EA12875210}

init1hm2.pm22.U0 - NCI level vocabulary services for Diseases and Interventions - (Documentation diagram)

Created By: Administrator on 6/9/2010
Last Modified: 6/9/2010
Version: 1.0. *Locked:* False
GUID: {51157B34-A193-4c3c-A6EC-B485BEF2472B}

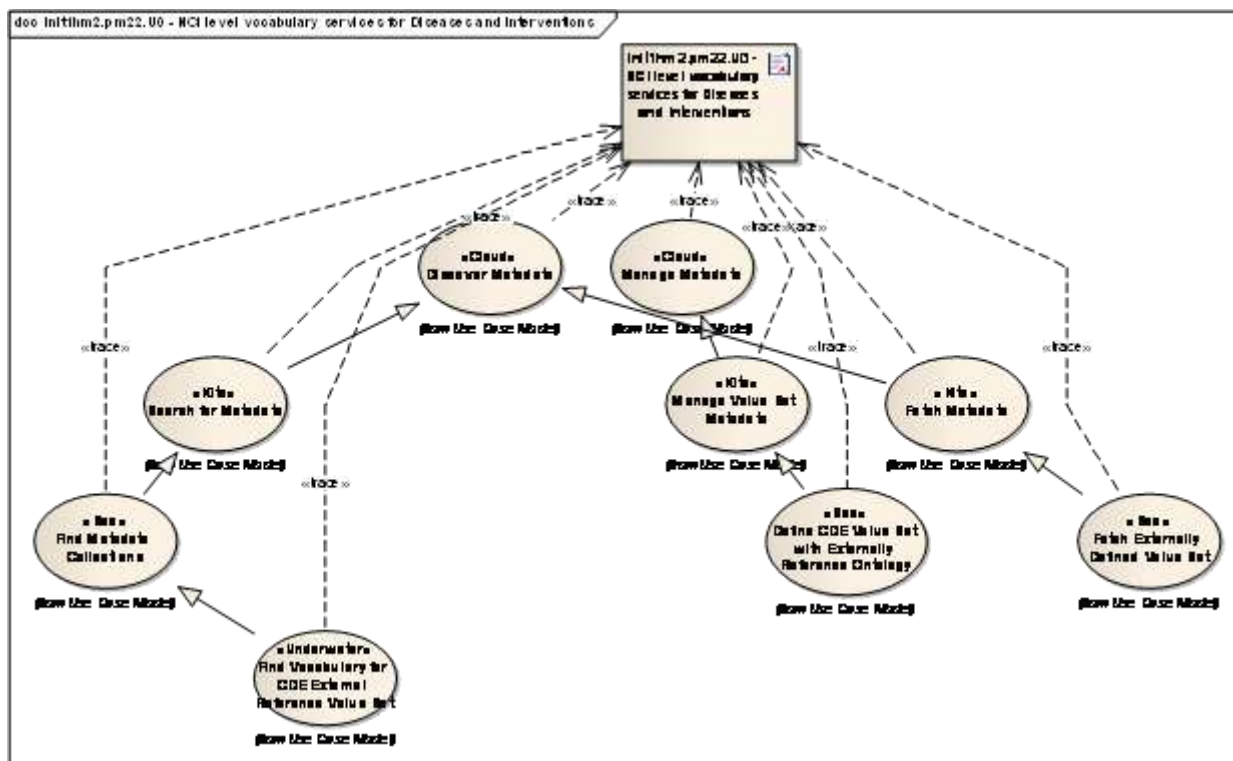


Figure: 52

init1hm2.pm22.U0 - NCI level vocabulary services for Diseases and Interventions

Type: **Artifact**

Status: Proposed. Version 1.0. Phase 1.0.

Package: init1hm2.pm22.U0 - NCI level vocabulary services for Diseases and Interventions *Keywords:*

Detail: Created on 6/9/2010. Last modified on 6/9/2010.

GUID: {ED17C8DE-D23D-42fe-8563-9E833D86E49A}

Custom Properties

- fileName =

Associated Files

- Web Address <https://wiki.nci.nih.gov/x/R5F9AQ>

Connections

Connector	Source	Target	Notes
Trace	Public	Public	

Connector	Source	Target	Notes
Source -> Destination	Discover Metadata	init1hm2.pm22.U0 - NCI level vocabulary services for Diseases and Interventions	
<u>Trace</u> Source -> Destination	Public Manage Metadata	Public init1hm2.pm22.U0 - NCI level vocabulary services for Diseases and Interventions	
<u>Trace</u> Source -> Destination	Public Fetch Externally Defined Value Set	Public init1hm2.pm22.U0 - NCI level vocabulary services for Diseases and Interventions	
<u>Trace</u> Source -> Destination	Public Define CDE Value Set with Externally Reference Ontology	Public init1hm2.pm22.U0 - NCI level vocabulary services for Diseases and Interventions	
<u>Trace</u> Source -> Destination	Public Manage Value Set Metadata	Public init1hm2.pm22.U0 - NCI level vocabulary services for Diseases and Interventions	
<u>Trace</u> Source -> Destination	Public Find Vocabulary for CDE External Reference Value Set	Public init1hm2.pm22.U0 - NCI level vocabulary services for Diseases and Interventions	
<u>Trace</u> Source -> Destination	Public Search for Metadata	Public init1hm2.pm22.U0 - NCI level vocabulary services for Diseases and Interventions	
<u>Trace</u> Source -> Destination	Public Find Metadata Collections	Public init1hm2.pm22.U0 - NCI level vocabulary services for Diseases and Interventions	
<u>Trace</u> Source -> Destination	Public Fetch Metadata	Public init1hm2.pm22.U0 - NCI level vocabulary services for Diseases and Interventions	

Use Case Model

Type: Package
Status: Proposed. Version . Phase 1.0.
Package: Model
Detail: Created on 6/6/2010. Last modified on 6/6/2010
GUID: {F94ED43F-8AE3-48f7-A911-F4A6269C0096}

Use Case Model - (Use Case diagram)

Created By: Administrator on 6/6/2010
Last Modified: 6/14/2010
Version: 1.0. **Locked:** False
GUID: {F53F0277-52F4-4adc-B8CD-1AC23BA2BD31}

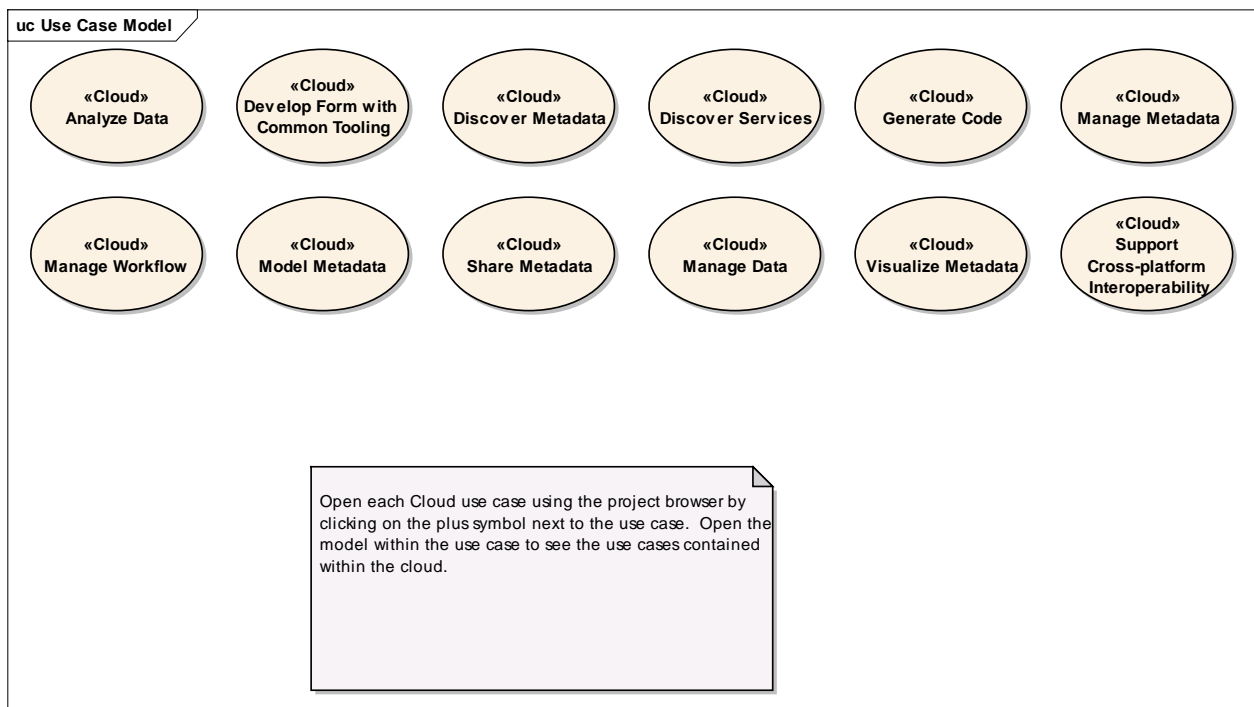


Figure: 53

Analyze Data

Type: UseCase
Status: Proposed. Version 1.0. Phase 1.0.
Package: Use Case Model **Keywords:**
Detail: Created on 6/6/2010. Last modified on 6/6/2010.
GUID: {DA3AFA30-1369-4d40-9BA8-4C866F4E6B31}

Connections

Connector	Source	Target	Notes
Trace Source -> Destination	Public Analyze Data	Public Init1bes9.pm11 - Common Harmonization and Forms Creation	
Trace Source -> Destination	Public Analyze Data	Public Init1dbw7.pm19 - Structured Eligibility Criteria	
Generalization Source -> Destination	Public Evaluate Structured Eligibility Criteria	Public Analyze Data	
Trace Source -> Destination	Public Analyze Data	Public Otherhm1.pm12 - Generation of Forms	
Generalization Source -> Destination	Public Mine Forms-based Data	Public Analyze Data	
Generalization Source -> Destination	Public Support Statistical Computing Analysis	Public Analyze Data	
Trace Source -> Destination	Public Analyze Data	Public Init1SD40 - Statistical computing environment and sharable metadata for statistical practice	

Use Case diagram: Analyze Data

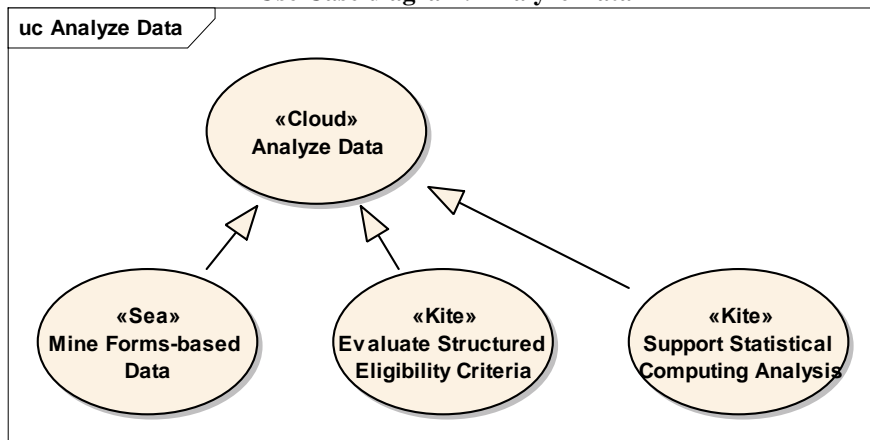


Figure: 54

Evaluate Structured Eligibility Criteria

Type: UseCase
Status: Proposed. Version 1.0. Phase 1.0.
Package: Use Case Model *Keywords:*
Detail: Created on 6/9/2010. Last modified on 6/9/2010.
GUID: {47163E6D-55EE-4995-ADCC-F61AF1BD5286}

Connections

Connector	Source	Target	Notes
Trace Source -> Destination	Public Evaluate Structured Eligibility Criteria	Public Init1dbw7.pm19 - Structured Eligibility Criteria	
Generalization Source -> Destination	Public Evaluate Structured Eligibility Criteria	Public Analyze Data	

Mine Forms-based Data

Type: UseCase
Status: Proposed. Version 1.0. Phase 1.0.
Package: Use Case Model *Keywords:*
Detail: Created on 6/6/2010. Last modified on 6/6/2010.
GUID: {BF21E270-A91F-4327-AC47-4A67DC726429}

Connections

Connector	Source	Target	Notes
Trace Source -> Destination	Public Mine Forms-based Data	Public Init1bes9.pm11 - Common Harmonization and Forms Creation	
Trace Source -> Destination	Public Mine Forms-based Data	Public Otherhm1.pm12 - Generation of Forms	
Generalization Source -> Destination	Public Mine Forms-based Data	Public Analyze Data	

Support Statistical Computing Analysis

Type: UseCase
Status: Proposed. Version 1.0. Phase 1.0.
Package: Use Case Model *Keywords:*
Detail: Created on 6/14/2010. Last modified on 6/14/2010.
GUID: {65816DF9-4292-481d-A58C-BBE3CEF9BE35}

Connections

Connector	Source	Target	Notes
Generalization Source -> Destination	Public Support Statistical Computing Analysis	Public Analyze Data	
Trace Source -> Destination	Public Support Statistical Computing Analysis	Public Init1SD40 - Statistical computing environment and sharable metadata for statistical practice	

Develop Form with Common Tooling

Type: UseCase
Status: Proposed. Version 1.0. Phase 1.0.
Package: Use Case Model *Keywords:*
Detail: Created on 6/6/2010. Last modified on 6/6/2010.
GUID: {E27EC30C-C7C7-4b3b-985D-5C66865E8C25}

Connections

Connector	Source	Target	Notes
Trace Source -> Destination	Public Develop Form with Common Tooling	Public Otherhm1.pm12 - Generation of Forms	
Trace Source -> Destination	Public Develop Form with Common Tooling	Public Init1bes9.pm11 - Common Harmonization and Forms Creation	
Generalization Source -> Destination	Public Build Web Front-end	Public Develop Form with Common Tooling	
Generalization	Public	Public	

Connector	Source	Target	Notes
Source -> Destination	Export Deployable Form-based Data Collection System	Develop Form with Common Tooling	
Generalization Source -> Destination	Public Build Persistence Model	Public Develop Form with Common Tooling	
Generalization Source -> Destination	Public Add Form Structure	Public Develop Form with Common Tooling	
Generalization Source -> Destination	Public Add Form Behavior	Public Develop Form with Common Tooling	

Use Case diagram: Develop Form with Common Tooling

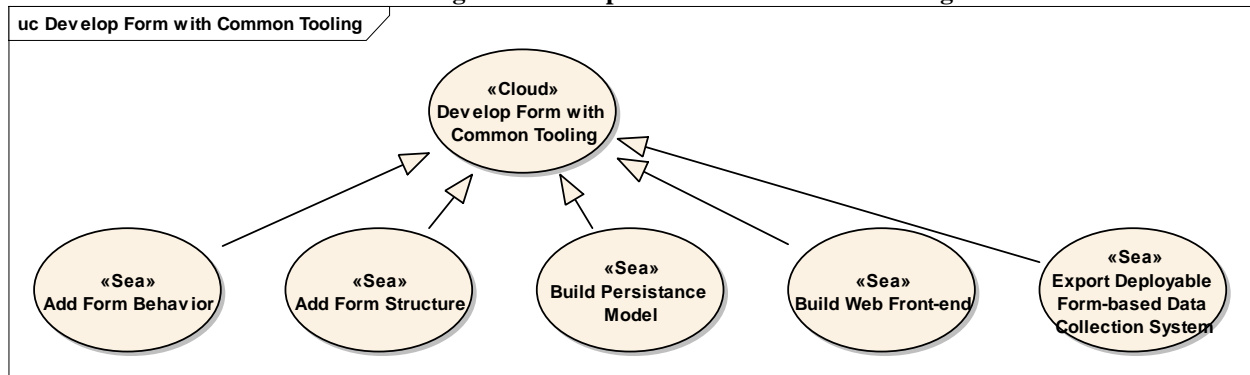


Figure: 55

Add Form Behavior

Type: **UseCase**
 Status: Proposed. Version 1.0. Phase 1.0.
 Package: Use Case Model **Keywords:**
 Detail: Created on 6/6/2010. Last modified on 6/6/2010.
 GUID: {4D78541B-7DB6-4ef2-B898-829C29124A8F}

Connections

Connector	Source	Target	Notes
Trace Source -> Destination	Public Add Form Behavior	Public Otherhm1.pm12 - Generation of Forms	
Trace	Public	Public	

Connector	Source	Target	Notes
Source -> Destination	Add Form Behavior	Init1bes9.pm11 - Common Harmonization and Forms Creation	
Generalization Source -> Destination	Public Add Form Behavior	Public Develop Form with Common Tooling	

Add Form Structure

Type: **UseCase**
 Status: Proposed. Version 1.0. Phase 1.0.
 Package: Use Case Model *Keywords:*
 Detail: Created on 6/6/2010. Last modified on 6/6/2010.
 GUID: {9B1B6729-14FC-4947-B562-6D59C4B58650}

Connections

Connector	Source	Target	Notes
Trace Source -> Destination	Public Add Form Structure	Public Init1bes9.pm11 - Common Harmonization and Forms Creation	
Trace Source -> Destination	Public Add Form Structure	Public Otherhm1.pm12 - Generation of Forms	
Generalization Source -> Destination	Public Add Form Structure	Public Develop Form with Common Tooling	

Build Persistence Model

Type: **UseCase**
 Status: Proposed. Version 1.0. Phase 1.0.
 Package: Use Case Model *Keywords:*
 Detail: Created on 6/6/2010. Last modified on 6/6/2010.
 GUID: {46F4743A-E2A7-437e-AF10-1678D0AF4A38}

Connections

Connector	Source	Target	Notes
Trace Source -> Destination	Public Build Persistence Model	Public Init1bes9.pm11 - Common Harmonization and Forms Creation	
Trace Source -> Destination	Public Build Persistence Model	Public Otherhm1.pm12 - Generation of Forms	
Generalization Source -> Destination	Public Build Persistence Model	Public Develop Form with Common Tooling	

Build Web Front-end

Type: UseCase
Status: Proposed. Version 1.0. Phase 1.0.
Package: Use Case Model *Keywords:*
Detail: Created on 6/6/2010. Last modified on 6/6/2010.
GUID: {F2DDEA95-21F8-49d4-A610-2B6F9396EF60}

Connections

Connector	Source	Target	Notes
Trace Source -> Destination	Public Build Web Front-end	Public Init1bes9.pm11 - Common Harmonization and Forms Creation	
Trace Source -> Destination	Public Build Web Front-end	Public Otherhm1.pm12 - Generation of Forms	
Generalization Source -> Destination	Public Build Web Front-end	Public Develop Form with Common Tooling	

Export Deployable Form-based Data Collection System

Type: UseCase
Status: Proposed. Version 1.0. Phase 1.0.
Package: Use Case Model *Keywords:*
Detail: Created on 6/6/2010. Last modified on 6/6/2010.

GUID: {3944CD70-8A18-4db0-B5D2-19FE08A53AC5}

Connections

Connector	Source	Target	Notes
<u>Trace</u> Source -> Destination	Public Export Deployable Form-based Data Collection System	Public Init1bes9.pm11 - Common Harmonization and Forms Creation	
<u>Trace</u> Source -> Destination	Public Export Deployable Form-based Data Collection System	Public Otherhm1.pm12 - Generation of Forms	
<u>Generalization</u> Source -> Destination	Public Export Deployable Form-based Data Collection System	Public Develop Form with Common Tooling	

Discover Metadata

Type: UseCase
Status: Proposed. Version 1.0. Phase 1.0.
Package: Use Case Model *Keywords:*
Detail: Created on 6/6/2010. Last modified on 6/6/2010.
GUID: {55B7E8B7-6334-4c28-8776-18EC5AB50E70}

Connections

Connector	Source	Target	Notes
<u>Trace</u> Source -> Destination	Public Discover Metadata	Public Init1bes9.pm11 - Common Harmonization and Forms Creation	
<u>Trace</u> Source -> Destination	Public Discover Metadata	Public Otherhm1.pm12 - Generation of Forms	
<u>Trace</u> Source -> Destination	Public Discover Metadata	Public Init1pm16.pm4 - 21090 Datatype Support	
<u>Trace</u>	Public	Public	

Connector	Source	Target	Notes
Source -> Destination	Discover Metadata	Init1hm2.pm6 - Reuse or create new data elements at runtime	
<u>Trace</u> Source -> Destination	Public Discover Metadata	Public Init1pm9.pm16 - Automate	
<u>Trace</u> Source -> Destination	Public Discover Metadata	Public Init1dbw6.pm8.U0 - Support caB2B to integrate services on caGrid	
<u>Trace</u> Source -> Destination	Public Discover Metadata	Public Init1hm6.pm18 - CDE service to return enumerations by reference	
<u>Trace</u> Source -> Destination	Public Discover Metadata	Public Init1pm24.pm15 - ICR-caIntegrator2	
<u>Trace</u> Source -> Destination	Public Discover Metadata	Public Init1pm13.pm14 - Medidata	
<u>Generalization</u> Source -> Destination	Public Interoperate on Datatypes	Public Discover Metadata	
<u>Generalization</u> Source -> Destination	Public Exchange Data Defined by Metadata	Public Discover Metadata	
<u>Generalization</u> Source -> Destination	Public Search for Metadata	Public Discover Metadata	
<u>Generalization</u> Source -> Destination	Public Fetch Metadata	Public Discover Metadata	
<u>Generalization</u> Source -> Destination	Public Reuse Metadata	Public Discover Metadata	
<u>Trace</u> Source -> Destination	Public Discover Metadata	Public init1hm2.pm22.U0 - NCI level vocabulary services for Diseases and Interventions	
<u>Trace</u> Source -> Destination	Public Discover Metadata	Public Init1hm1.pm25 - ICR IRWG requirements	

Connector	Source	Target	Notes
Trace Source -> Destination	Public Discover Metadata	Public Init1pm4.pm29 - Cross-cutting semantic searches	
Trace Source -> Destination	Public Discover Metadata	Public Init1pm3.pm27 - Search for semantics from different View points	

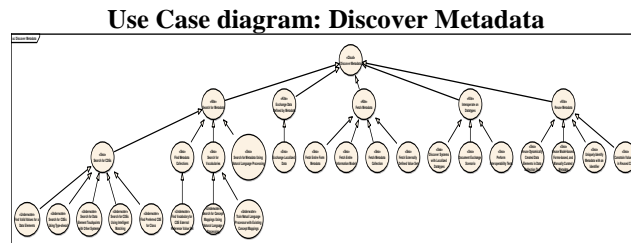


Figure: 56

Exchange Data Defined by Metadata

Type: **UseCase**
 Status: Proposed. Version 1.0. Phase 1.0.
 Package: Use Case Model *Keywords:*
 Detail: Created on 6/6/2010. Last modified on 6/6/2010.
 GUID: {A46EFDEE-710A-444a-B32B-9FB73CAD6627}

Connections

Connector	Source	Target	Notes
Generalization Source -> Destination	Public Exchange Localized Data	Public Exchange Data Defined by Metadata	
Generalization Source -> Destination	Public Exchange Data Defined by Metadata	Public Discover Metadata	

Exchange Localized Data

Type: **UseCase**
 Status: Proposed. Version 1.0. Phase 1.0.
 Package: Use Case Model *Keywords:*
 Detail: Created on 6/6/2010. Last modified on 6/6/2010.

GUID: {C387EF4A-8BD4-4076-9E70-8C01C7B41368}

Connections

Connector	Source	Target	Notes
<u>Generalization</u> Source -> Destination	Public Exchange Localized Data	Public Exchange Data Defined by Metadata	

Fetch Metadata

Type: UseCase
Status: Proposed. Version 1.0. Phase 1.0.
Package: Use Case Model **Keywords:**
Detail: Created on 6/6/2010. Last modified on 6/6/2010.
GUID: {BE66181E-A9FE-4634-A138-6E88350130B5}

Connections

Connector	Source	Target	Notes
<u>Trace</u> Source -> Destination	Public Fetch Metadata	Public Init1bes9.pm11 - Common Harmonization and Forms Creation	
<u>Trace</u> Source -> Destination	Public Fetch Metadata	Public Otherhm1.pm12 - Generation of Forms	
<u>Trace</u> Source -> Destination	Public Fetch Metadata	Public Init1hm2.pm6 - Reuse or create new data elements at runtime	
<u>Trace</u> Source -> Destination	Public Fetch Metadata	Public Init1hm6.pm18 - CDE service to return enumerations by reference	
<u>Generalization</u> Source -> Destination	Public Fetch Externally Defined Value Set	Public Fetch Metadata	
<u>Trace</u>	Public	Public	

Connector	Source	Target	Notes
Source -> Destination	Fetch Metadata	Init1pm13.pm14 - Medidata	
Generalization Source -> Destination	Public Fetch Metadata Collection	Public Fetch Metadata	
Generalization Source -> Destination	Public Fetch Metadata	Public Discover Metadata	
Generalization Source -> Destination	Public Fetch Entire Information Model	Public Fetch Metadata	
Generalization Source -> Destination	Public Fetch Entire Form Metadata	Public Fetch Metadata	
Trace Source -> Destination	Public Fetch Metadata	Public init1hm2.pm22.U0 - NCI level vocabulary services for Diseases and Interventions	

Fetch Entire Form Metadata

Type: **UseCase**
Status: Proposed. Version 1.0. Phase 1.0.
Package: Use Case Model *Keywords:*
Detail: Created on 6/6/2010. Last modified on 6/6/2010.
GUID: {DF132907-40C5-4fd4-8AEC-2423DBEB3FD5}

Connections

Connector	Source	Target	Notes
Trace Source -> Destination	Public Fetch Entire Form Metadata	Public Otherhm1.pm12 - Generation of Forms	
Trace Source -> Destination	Public Fetch Entire Form Metadata	Public Init1bes9.pm11 - Common Harmonization and Forms Creation	
Generalization Source -> Destination	Public Fetch Entire Form Metadata	Public Fetch Metadata	

Fetch Entire Information Model

Type: UseCase
Status: Proposed. Version 1.0. Phase 1.0.
Package: Use Case Model *Keywords:*
Detail: Created on 6/6/2010. Last modified on 6/6/2010.
GUID: {F4D0E7BA-EB6A-40b0-BDCF-ED7D5E2AE546}

Connections

Connector	Source	Target	Notes
<u>Trace</u> Source -> Destination	Public Fetch Entire Information Model	Public Init1hm2.pm6 - Reuse or create new data elements at runtime	
<u>Generalization</u> Source -> Destination	Public Fetch Entire Information Model	Public Fetch Metadata	

Fetch Externally Defined Value Set

Type: UseCase
Status: Proposed. Version 1.0. Phase 1.0.
Package: Use Case Model *Keywords:*
Detail: Created on 6/9/2010. Last modified on 6/9/2010.
GUID: {B5E5FF6A-50DC-4663-B473-F5B4E26DBF32}

Connections

Connector	Source	Target	Notes
<u>Generalization</u> Source -> Destination	Public Fetch Externally Defined Value Set	Public Fetch Metadata	
<u>Trace</u> Source -> Destination	Public Fetch Externally Defined Value Set	Public Init1hm6.pm18 - CDE service to return enumerations by reference	
<u>Trace</u> Source -> Destination	Public Fetch Externally Defined Value Set	Public init1hm2.pm22.U0 - NCI level vocabulary services for Diseases and Interventions	

Connector	Source	Target	Notes

Fetch Metadata Collection

Type: UseCase
Status: Proposed. Version 1.0. Phase 1.0.
Package: Use Case Model *Keywords:*
Detail: Created on 6/9/2010. Last modified on 6/9/2010.
GUID: {10B2A57C-1E84-4683-9752-41CDE2EE67BF}

Connections

Connector	Source	Target	Notes
Trace Source -> Destination	Public Fetch Metadata Collection	Public Init1pm13.pm14 - Medidata	
Generalization Source -> Destination	Public Fetch Metadata Collection	Public Fetch Metadata	

Interoperate on Datatypes

Type: UseCase
Status: Proposed. Version 1.0. Phase 1.0.
Package: Use Case Model *Keywords:*
Detail: Created on 6/6/2010. Last modified on 6/6/2010.
GUID: {3C7CEFC0-A3D5-4900-A3EF-4375A383D756}

Connections

Connector	Source	Target	Notes
Trace Source -> Destination	Public Interoperate on Datatypes	Public Init1pm16.pm4 - 21090 Datatype Support	
Generalization Source -> Destination	Public Discover Systems with Localized Datatypes	Public Interoperate on Datatypes	
Generalization Source -> Destination	Public Interoperate on Datatypes	Public Discover Metadata	

Connector	Source	Target	Notes
Generalization Source -> Destination	Public Perform Interoperability Tests	Public Interoperate on Datatypes	
Generalization Source -> Destination	Public Document Exchange Scenario	Public Interoperate on Datatypes	

Sequence diagram: Interoperate

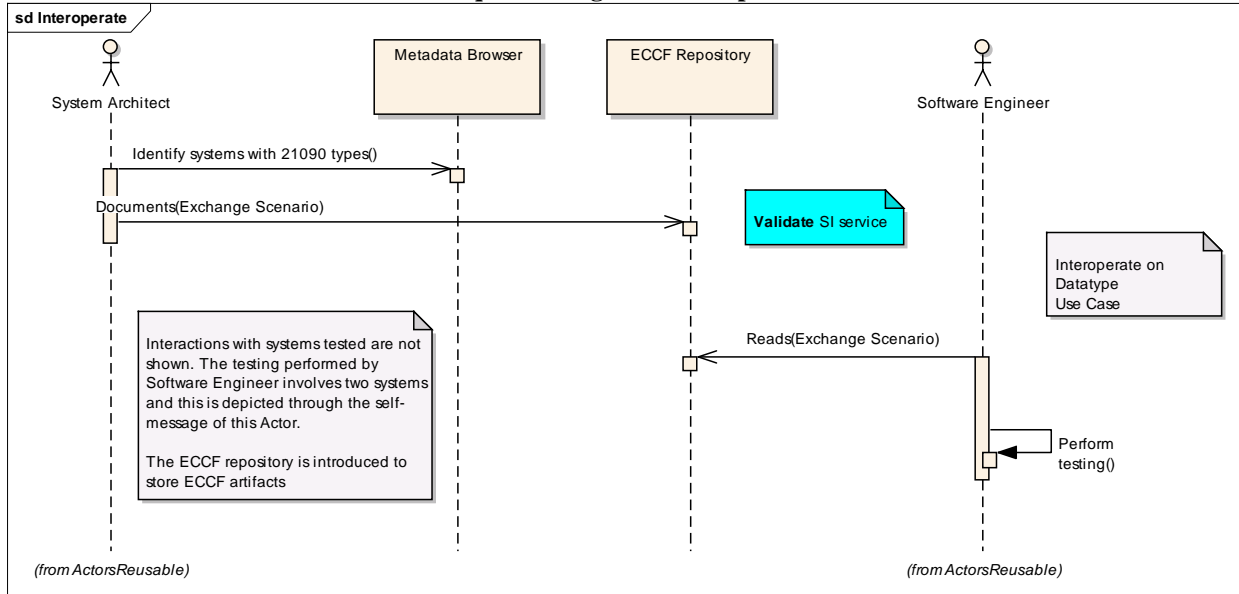


Figure: 57

Discover Systems with Localized Datatypes

Type: **UseCase**
 Status: Proposed. Version 1.0. Phase 1.0.
 Package: Use Case Model *Keywords:*
 Detail: Created on 6/6/2010. Last modified on 6/6/2010.
 GUID: {9E47EB2B-D6FC-4edb-B26B-51DEE0675D22}

Connections

Connector	Source	Target	Notes
Trace Source -> Destination	Public Discover Systems with Localized Datatypes	Public Init1pm16.pm4 - 21090 Datatype Support	
Generalization Source -> Destination	Public Discover Systems with	Public Interoperate on	

Connector	Source	Target	Notes
	Localized Datatypes	Datatypes	

Document Exchange Scenario

Type: **UseCase**
Status: Proposed. Version 1.0. Phase 1.0.
Package: Use Case Model *Keywords:*
Detail: Created on 6/10/2010. Last modified on 6/10/2010.
GUID: {6B4DB03A-F786-47e3-9990-7C8F54EF9494}

Connections

Connector	Source	Target	Notes
Generalization Source -> Destination	Public Document Exchange Scenario	Public Interoperate on Datatypes	

Perform Interoperability Tests

Type: **UseCase**
Status: Proposed. Version 1.0. Phase 1.0.
Package: Use Case Model *Keywords:*
Detail: Created on 6/10/2010. Last modified on 6/10/2010.
GUID: {5D8BD438-F16A-4cef-A762-CE18A606EE75}

Connections

Connector	Source	Target	Notes
Generalization Source -> Destination	Public Perform Interoperability Tests	Public Interoperate on Datatypes	

Reuse Metadata

Type: **UseCase**
Status: Proposed. Version 1.0. Phase 1.0.
Package: Use Case Model *Keywords:*
Detail: Created on 6/6/2010. Last modified on 6/6/2010.
GUID: {215A702E-AB3D-4f36-886B-6361925C3DF9}

Connections

Connector	Source	Target	Notes
<u>Trace</u> Source -> Destination	Public Reuse Metadata	Public Init1bes9.pm11 - Common Harmonization and Forms Creation	
<u>Trace</u> Source -> Destination	Public Reuse Metadata	Public Otherhm1.pm12 - Generation of Forms	
<u>Trace</u> Source -> Destination	Public Reuse Metadata	Public Init1hm2.pm6 - Reuse or create new data elements at runtime	
<u>Generalization</u> Source -> Destination	Public Uniquely Identify Metadata with an Identifier	Public Reuse Metadata	
<u>Trace</u> Source -> Destination	Public Reuse Metadata	Public Init1pm24.pm15 - ICR- caIntegrator2	
<u>Generalization</u> Source -> Destination	Public Reuse Metadata	Public Discover Metadata	
<u>Generalization</u> Source -> Destination	Public Reuse Dynamically Created Data Elements in Data Collection Tool	Public Reuse Metadata	
<u>Generalization</u> Source -> Destination	Public Reuse Model-based, Forms-based, and Manually Curated Metadata	Public Reuse Metadata	
<u>Trace</u> Source -> Destination	Public Reuse Metadata	Public Init1hm1.pm25 - ICR IRWG requirements	
<u>Generalization</u> Source -> Destination	Public Constrain Value Set in Reused CDE	Public Reuse Metadata	

Constrain Value Set in Reused CDEType: UseCase

Status: Proposed. Version 1.0. Phase 1.0.
Package: Use Case Model *Keywords:*
Detail: Created on 6/10/2010. Last modified on 6/10/2010.
GUID: {898CA382-24B5-4d55-82BA-42D6ACE074FF}

Connections

Connector	Source	Target	Notes
<u>Trace</u> Source -> Destination	Public Constrain Value Set in Reused CDE	Public Init1hm1.pm25 - ICR IRWG requirements	
<u>Generalization</u> Source -> Destination	Public Constrain Value Set in Reused CDE	Public Reuse Metadata	

Reuse Dynamically Created Data Elements in Data Collection Tool

Type: **UseCase**
Status: Proposed. Version 1.0. Phase 1.0.
Package: Use Case Model *Keywords:*
Detail: Created on 6/6/2010. Last modified on 6/6/2010.
GUID: {CF38E745-268E-4fd7-84F4-63E24D998CFC}

Connections

Connector	Source	Target	Notes
<u>Trace</u> Source -> Destination	Public Reuse Dynamically Created Data Elements in Data Collection Tool	Public Init1bes9.pm11 - Common Harmonization and Forms Creation	
<u>Trace</u> Source -> Destination	Public Reuse Dynamically Created Data Elements in Data Collection Tool	Public Init1hm2.pm6 - Reuse or create new data elements at runtime	
<u>Trace</u> Source -> Destination	Public Reuse Dynamically Created Data Elements in Data Collection Tool	Public Otherhm1.pm12 - Generation of Forms	
<u>Generalization</u> Source -> Destination	Public Reuse Dynamically Created Data Elements in Data Collection Tool	Public Reuse Metadata	

Connector	Source	Target	Notes

Reuse Model-based, Forms-based, and Manually Curated Metadata

Type: **UseCase**
Status: Proposed. Version 1.0. Phase 1.0.
Package: Use Case Model *Keywords:*
Detail: Created on 6/6/2010. Last modified on 6/6/2010.
GUID: {B1F848CF-DC9E-486f-BBA5-D2482CA5AFE3}

Connections

Connector	Source	Target	Notes
Generalization Source -> Destination	Public Reuse Model-based, Forms-based, and Manually Curated Metadata	Public Reuse Metadata	

Uniquely Identify Metadata with an Identifier

Type: **UseCase**
Status: Proposed. Version 1.0. Phase 1.0.
Package: Use Case Model *Keywords:*
Detail: Created on 6/9/2010. Last modified on 6/9/2010.
GUID: {A0A65959-3C23-4a05-9F5D-839D688AF9EF}

Connections

Connector	Source	Target	Notes
Generalization Source -> Destination	Public Uniquely Identify Metadata with an Identifier	Public Reuse Metadata	
Trace Source -> Destination	Public Uniquely Identify Metadata with an Identifier	Public Init 1pm24.pm15 - ICR- caIntegrator2	

Search for Metadata

Type: **UseCase**
Status: Proposed. Version 1.0. Phase 1.0.
Package: Use Case Model *Keywords:*
Detail: Created on 6/6/2010. Last modified on 6/6/2010.
GUID: {B59C3A29-0136-4d3e-88BC-C236C16F422D}

Connections

Connector	Source	Target	Notes
<u>Trace</u> Source -> Destination	Public Search for Metadata	Public Init1dbw6.pm8.U0 - Support caB2B to integrate services on caGrid	
<u>Trace</u> Source -> Destination	Public Search for Metadata	Public Init1pm9.pm16 - Automate	
<u>Generalization</u> Source -> Destination	Public Find Metadata Collections	Public Search for Metadata	
<u>Trace</u> Source -> Destination	Public Search for Metadata	Public Init1pm13.pm14 - Medidata	
<u>Generalization</u> Source -> Destination	Public Search for Metadata	Public Discover Metadata	
<u>Generalization</u> Source -> Destination	Public Search for CDEs	Public Search for Metadata	
<u>Trace</u> Source -> Destination	Public Search for Metadata	Public Init1pm1.pm1 - ICR IRWG Requirements - Model Loading	
<u>Generalization</u> Source -> Destination	Public Search for Vocabularies	Public Search for Metadata	
<u>Trace</u> Source -> Destination	Public Search for Metadata	Public init1hm2.pm22.U0 - NCI level vocabulary services for Diseases and Interventions	
<u>Trace</u> Source -> Destination	Public Search for Metadata	Public Init1pm4.pm29 - Cross- cutting semantic searches	
<u>Generalization</u>	Public	Public	

Connector	Source	Target	Notes
Source -> Destination	Search for Metadata Using Natural Language Processing	Search for Metadata	
Trace Source -> Destination	Public Search for Metadata	Public Init1hm1.pm25 - ICR IRWG requirements	
Trace Source -> Destination	Public Search for Metadata	Public Init1pm3.pm27 - Search for semantics from different View points	

Find Metadata Collections

Type: **UseCase**
Status: Proposed. Version 1.0. Phase 1.0.
Package: Use Case Model *Keywords:*
Detail: Created on 6/9/2010. Last modified on 6/9/2010.
GUID: {87DDC111-29CD-4a6f-BB0E-667C57A6D5DE}

Connections

Connector	Source	Target	Notes
Trace Source -> Destination	Public Find Metadata Collections	Public Init1pm13.pm14 - Medidata	
Generalization Source -> Destination	Public Find Metadata Collections	Public Search for Metadata	
Generalization Source -> Destination	Public Find Vocabulary for CDE External Reference Value Set	Public Find Metadata Collections	
Trace Source -> Destination	Public Find Metadata Collections	Public init1hm2.pm22.U0 - NCI level vocabulary services for Diseases and Interventions	

Search for CDEs

Type: **UseCase**
Status: Proposed. Version 1.0. Phase 1.0.
Package: Use Case Model *Keywords:*

Detail: Created on 6/6/2010. Last modified on 6/6/2010.
GUID: {A6618348-BE5C-47a0-825B-1C6CE6633DD1}

Connections

Connector	Source	Target	Notes
<u>Generalization</u> Source -> Destination	Public Search for CDEs Using Type-ahead	Public Search for CDEs	
<u>Trace</u> Source -> Destination	Public Search for CDEs	Public Init1dbw6.pm8.U0 - Support caB2B to integrate services on caGrid	
<u>Trace</u> Source -> Destination	Public Search for CDEs	Public Init1pm9.pm16 - Automate	
<u>Generalization</u> Source -> Destination	Public Search for CDEs	Public Search for Metadata	
<u>Trace</u> Source -> Destination	Public Search for CDEs	Public Init1pm1.pm1 - ICR IRWG Requirements - Model Loading	
<u>Generalization</u> Source -> Destination	Public Find Valid Values for a Data Elements	Public Search for CDEs	
<u>Generalization</u> Source -> Destination	Public Search for Data Element Touchpoints with Other Systems	Public Search for CDEs	
<u>Generalization</u> Source -> Destination	Public Search for CDEs Using Intelligent Matching	Public Search for CDEs	
<u>Trace</u> Source -> Destination	Public Search for CDEs	Public Init1hm1.pm25 - ICR IRWG requirements	
<u>Generalization</u> Source -> Destination	Public Find Preferred CDE for Class	Public Search for CDEs	

Find Preferred CDE for Class

Type: **UseCase**
Status: Proposed. Version 1.0. Phase 1.0.
Package: Use Case Model *Keywords:*
Detail: Created on 6/10/2010. Last modified on 6/10/2010.
GUID: {20F79518-4D9C-4cbd-B5F7-030F61046DC3}

Connections

Connector	Source	Target	Notes
Trace Source -> Destination	Public Find Preferred CDE for Class	Public Init1hm1.pm25 - ICR IRWG requirements	
Generalization Source -> Destination	Public Find Preferred CDE for Class	Public Search for CDEs	

Find Valid Values for a Data Elements

Type: **UseCase**
Status: Proposed. Version 1.0. Phase 1.0.
Package: Use Case Model *Keywords:*
Detail: Created on 6/6/2010. Last modified on 6/6/2010.
GUID: {BF295EE5-312F-492a-A0A4-2FE062E7579D}

Connections

Connector	Source	Target	Notes
Trace Source -> Destination	Public Find Valid Values for a Data Elements	Public Init1dbw6.pm8.U0 - Support caB2B to integrate services on caGrid	
Generalization Source -> Destination	Public Find Valid Values for a Data Elements	Public Search for CDEs	

Search for CDEs Using Intelligent Matching

Type: **UseCase**
Status: Proposed. Version 1.0. Phase 1.0.
Package: Use Case Model *Keywords:*
Detail: Created on 6/9/2010. Last modified on 6/9/2010.
GUID: {1AC3631D-0E5A-45d3-BCF0-BE9115A464CF}

Connections

Connector	Source	Target	Notes
Trace Source -> Destination	Public Search for CDEs Using Intelligent Matching	Public Init1pm9.pm16 - Automate	
Generalization Source -> Destination	Public Search for CDEs Using Intelligent Matching	Public Search for CDEs	

Search for CDEs Using Type-ahead

Type: **UseCase**
Status: Proposed. Version 1.0. Phase 1.0.
Package: Use Case Model *Keywords:*
Detail: Created on 6/7/2010. Last modified on 6/9/2010.
GUID: {844709F4-7A1E-4065-9BA0-E1387F22FD8F}

Connections

Connector	Source	Target	Notes
Generalization Source -> Destination	Public Search for CDEs Using Type-ahead	Public Search for CDEs	
Trace Source -> Destination	Public Search for CDEs Using Type-ahead	Public Init1pm1.pm1 - ICR IRWG Requirements - Model Loading	

Search for Data Element Touchpoints with Other Systems

Type: **UseCase**
Status: Proposed. Version 1.0. Phase 1.0.
Package: Use Case Model *Keywords:*
Detail: Created on 6/7/2010. Last modified on 6/9/2010.
GUID: {455CE90A-2581-432e-AA8F-515753B5AE28}

Connections

Connector	Source	Target	Notes
Trace Source -> Destination	Public Search for Data Element Touchpoints with Other Systems	Public Init1pm1.pm1 - ICR IRWG Requirements - Model Loading	
Generalization Source -> Destination	Public Search for Data Element Touchpoints with Other Systems	Public Search for CDEs	

Search for Metadata Using Natural Language Processing

Type: **UseCase**
Status: Proposed. Version 1.0. Phase 1.0.
Package: Use Case Model *Keywords:*
Detail: Created on 6/9/2010. Last modified on 6/9/2010.
GUID: {C22827CF-2418-4b13-B56E-A8A2F9CD1301}

Connections

Connector	Source	Target	Notes
Trace Source -> Destination	Public Search for Metadata Using Natural Language Processing	Public Init1pm4.pm29 - Cross- cutting semantic searches	
Generalization Source -> Destination	Public Search for Metadata Using Natural Language Processing	Public Search for Metadata	

Search for Vocabularies

Type: **UseCase**
Status: Proposed. Version 1.0. Phase 1.0.
Package: Use Case Model *Keywords:*
Detail: Created on 6/9/2010. Last modified on 6/9/2010.
GUID: {8C34C86C-EDDE-430c-9654-345F1DEDE28E}

Connections

Connector	Source	Target	Notes
Generalization Source -> Destination	Public Search for Vocabularies	Public Search for Metadata	

Connector	Source	Target	Notes
Generalization Source -> Destination	Public Search for Concept Mappings Using Natural Language Processing	Public Search for Vocabularies	
Trace Source -> Destination	Public Search for Vocabularies	Public Init1pm3.pm27 - Search for semantics from different View points	
Generalization Source -> Destination	Public Train Natual Language Processor with Existing Concept Mappings	Public Search for Vocabularies	

Find Vocabulary for CDE External Reference Value Set

Type: **UseCase**
Status: Proposed. Version 1.0. Phase 1.0.
Package: Use Case Model *Keywords:*
Detail: Created on 6/9/2010. Last modified on 6/9/2010.
GUID: {6F0A0730-323A-4412-9B64-3BC66BB70BA8}

Connections

Connector	Source	Target	Notes
Generalization Source -> Destination	Public Find Vocabulary for CDE External Reference Value Set	Public Find Metadata Collections	
Trace Source -> Destination	Public Find Vocabulary for CDE External Reference Value Set	Public init1hm2.pm22.U0 - NCI level vocabulary services for Diseases and Interventions	

Search for Concept Mappings Using Natural Language Processing

Type: **UseCase**
Status: Proposed. Version 1.0. Phase 1.0.
Package: Use Case Model *Keywords:*
Detail: Created on 6/9/2010. Last modified on 6/9/2010.
GUID: {D9D776AC-6DC8-41b9-86CB-ACC4FA5DBA9E}

Connections

Connector	Source	Target	Notes
Generalization Source -> Destination	Public Search for Concept Mappings Using Natural Language Processing	Public Search for Vocabularies	
Trace Source -> Destination	Public Search for Concept Mappings Using Natural Language Processing	Public Init1pm3.pm27 - Search for semantics from different View points	

Train Natual Language Processor with Existing Concept Mappings

Type: **UseCase**
Status: Proposed. Version 1.0. Phase 1.0.
Package: Use Case Model *Keywords:*
Detail: Created on 6/9/2010. Last modified on 6/9/2010.
GUID: {0A853083-0318-4c40-887A-05D7CCB85409}

Connections

Connector	Source	Target	Notes
Trace Source -> Destination	Public Train Natual Language Processor with Existing Concept Mappings	Public Init1pm3.pm27 - Search for semantics from different View points	
Generalization Source -> Destination	Public Train Natual Language Processor with Existing Concept Mappings	Public Search for Vocabularies	

Discover Services

Type: **UseCase**
Status: Proposed. Version 1.0. Phase 1.0.
Package: Use Case Model *Keywords:*
Detail: Created on 6/6/2010. Last modified on 6/6/2010.
GUID: {30035076-E3C1-4df6-9A73-23C72E7F5C73}

Connections

Connector	Source	Target	Notes
<u>Trace</u> Source -> Destination	Public Discover Services	Public Init1dbw6.pm8.U0 - Support caB2B to integrate services on caGrid	
<u>Trace</u> Source -> Destination	Public Discover Services	Public INIT1SD2.pm7 - CQL 2.0 Enhancements	
<u>Trace</u> Source -> Destination	Public Discover Services	Public Init1pm10.pm20 - Expose underlying Tool functionality as Services	
<u>Generalization</u> Source -> Destination	Public Discover Semantic Infrastructure Services	Public Discover Services	
<u>Generalization</u> Source -> Destination	Public Discover Service to Fulfill Data Query	Public Discover Services	
<u>Generalization</u> Source -> Destination	Public Discover Services by Metadata Category	Public Discover Services	
<u>Generalization</u> Source -> Destination	Public Discover Service to Include in Workflow	Public Discover Services	
<u>Generalization</u> Source -> Destination	Public Discover Service Based on Data Information	Public Discover Services	
<u>Generalization</u> Source -> Destination	Public Discover Service Based on Complexity of Queries Supported	Public Discover Services	
<u>Generalization</u> Source -> Destination	Public Discover Services for a Literature Query	Public Discover Services	
<u>Trace</u> Source -> Destination	Public Discover Services	Public Init4hm1 - RDF triple store backend for LexEVS	

Connector	Source	Target	Notes
Generalization Source -> Destination	Public Discover Services to Include in a Semantic- oriented Query	Public Discover Services	
Trace Source -> Destination	Public Discover Services	Public INIT1SD13.pm23 - Ontology enabled indexing of literature	

Use Case diagram: Discover Services

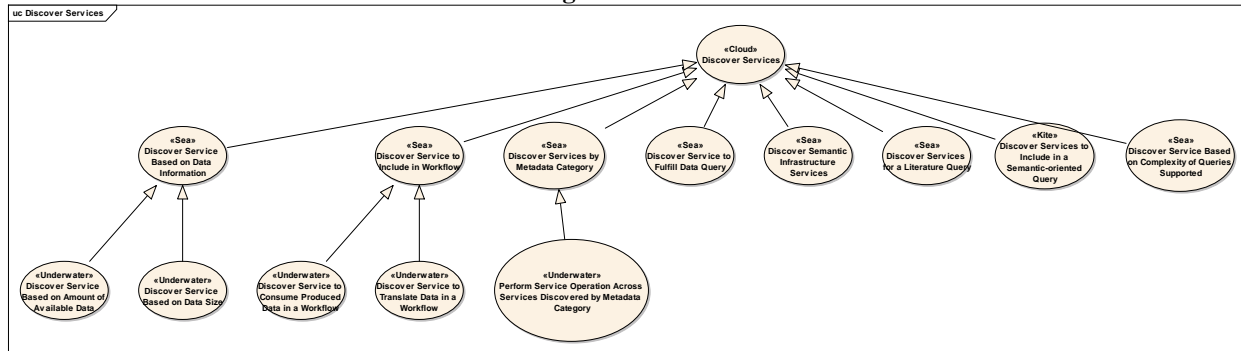


Figure: 58

Discover Semantic Infrastructure Services

Type: **UseCase**
 Status: Proposed. Version 1.0. Phase 1.0.
 Package: Use Case Model *Keywords:*
 Detail: Created on 6/9/2010. Last modified on 6/9/2010.
 GUID: {587E9C75-A64B-436f-B898-0A8F08E3403B}

Connections

Connector	Source	Target	Notes
Trace Source -> Destination	Public Discover Semantic Infrastructure Services	Public Init1pm10.pm20 - Expose underlying Tool functionality as Services	
Generalization Source -> Destination	Public Discover Semantic Infrastructure Services	Public Discover Services	

Discover Service Based on Complexity of Queries Supported

Type: UseCase
Status: Proposed. Version 1.0. Phase 1.0.
Package: Use Case Model *Keywords:*
Detail: Created on 6/6/2010. Last modified on 6/6/2010.
GUID: {A5A052E1-F954-42df-A2C6-CF49A965DF6F}

Connections

Connector	Source	Target	Notes
Trace Source -> Destination	Public Discover Service Based on Complexity of Queries Supported	Public INIT1SD2.pm7 - CQL 2.0 Enhancements	
Generalization Source -> Destination	Public Discover Service Based on Complexity of Queries Supported	Public Discover Services	

Discover Service Based on Data Information

Type: UseCase
Status: Proposed. Version 1.0. Phase 1.0.
Package: Use Case Model *Keywords:*
Detail: Created on 6/6/2010. Last modified on 6/6/2010.
GUID: {8EE21CEB-D63D-4313-A653-5FFDBCA33CF7}

Connections

Connector	Source	Target	Notes
Trace Source -> Destination	Public Discover Service Based on Data Information	Public INIT1SD2.pm7 - CQL 2.0 Enhancements	
Generalization Source -> Destination	Public Discover Service Based on Data Size	Public Discover Service Based on Data Information	
Generalization Source -> Destination	Public Discover Service Based on Amount of Available Data	Public Discover Service Based on Data Information	

Connector	Source	Target	Notes
Generalization Source -> Destination	Public Discover Service Based on Data Information	Public Discover Services	

Discover Service Based on Amount of Available Data

Type: UseCase
Status: Proposed. Version 1.0. Phase 1.0.
Package: Use Case Model *Keywords:*
Detail: Created on 6/6/2010. Last modified on 6/6/2010.
GUID: {6D61D7A3-58D1-49c4-AE06-925691620669}

Connections

Connector	Source	Target	Notes
Trace Source -> Destination	Public Discover Service Based on Amount of Available Data	Public INIT1SD2.pm7 - CQL 2.0 Enhancements	
Generalization Source -> Destination	Public Discover Service Based on Amount of Available Data	Public Discover Service Based on Data Information	

Discover Service Based on Data Size

Type: UseCase
Status: Proposed. Version 1.0. Phase 1.0.
Package: Use Case Model *Keywords:*
Detail: Created on 6/6/2010. Last modified on 6/6/2010.
GUID: {9CC0FB75-907C-4b32-9F4A-FF553299B357}

Connections

Connector	Source	Target	Notes
Trace Source -> Destination	Public Discover Service Based on Data Size	Public INIT1SD2.pm7 - CQL 2.0 Enhancements	
Generalization Source -> Destination	Public Discover Service Based on Data Size	Public Discover Service Based on Data Information	

Discover Service to Fulfill Data Query

Type: UseCase
Status: Proposed. Version 1.0. Phase 1.0.
Package: Use Case Model *Keywords:*
Detail: Created on 6/6/2010. Last modified on 6/6/2010.
GUID: {18C576C8-D14C-4855-8D76-9010003B5312}

Connections

Connector	Source	Target	Notes
Trace Source -> Destination	Public Discover Service to Fulfill Data Query	Public INIT1SD2.pm7 - CQL 2.0 Enhancements	
Generalization Source -> Destination	Public Discover Service to Fulfill Data Query	Public Discover Services	

Discover Service to Include in Workflow

Type: UseCase
Status: Proposed. Version 1.0. Phase 1.0.
Package: Use Case Model *Keywords:*
Detail: Created on 6/6/2010. Last modified on 6/6/2010.
GUID: {9307FAB4-9E43-44e6-A3D7-76C7EE16B9AF}

Connections

Connector	Source	Target	Notes
Trace Source -> Destination	Public Discover Service to Include in Workflow	Public Init1dbw6.pm8.U0 - Support caB2B to integrate services on caGrid	
Generalization Source -> Destination	Public Discover Service to Translate Data in a Workflow	Public Discover Service to Include in Workflow	
Generalization Source -> Destination	Public Discover Service to Consume Produced Data in a Workflow	Public Discover Service to Include in Workflow	

Connector	Source	Target	Notes
Generalization Source -> Destination	Public Discover Service to Include in Workflow	Public Discover Services	

Discover Service to Consume Produced Data in a Workflow

Type: UseCase
Status: Proposed. Version 1.0. Phase 1.0.
Package: Use Case Model *Keywords:*
Detail: Created on 6/6/2010. Last modified on 6/6/2010.
GUID: {A5F51863-E256-4269-BE8C-BDE2C20AA2F3}

Connections

Connector	Source	Target	Notes
Trace Source -> Destination	Public Discover Service to Consume Produced Data in a Workflow	Public Init1dbw6.pm8.U0 - Support caB2B to integrate services on caGrid	
Generalization Source -> Destination	Public Discover Service to Consume Produced Data in a Workflow	Public Discover Service to Include in Workflow	

Discover Service to Translate Data in a Workflow

Type: UseCase
Status: Proposed. Version 1.0. Phase 1.0.
Package: Use Case Model *Keywords:*
Detail: Created on 6/6/2010. Last modified on 6/6/2010.
GUID: {76720FE4-D033-46d1-A117-C8D0199D864D}

Connections

Connector	Source	Target	Notes
Generalization Source -> Destination	Public Discover Service to Translate Data in a Workflow	Public Discover Service to Include in Workflow	

Discover Services by Metadata Category

Type: UseCase
Status: Proposed. Version 1.0. Phase 1.0.
Package: Use Case Model *Keywords:*
Detail: Created on 6/6/2010. Last modified on 6/6/2010.
GUID: {457AD920-9098-4115-AEB7-C26CFF2D729C}

Connections

Connector	Source	Target	Notes
Trace Source -> Destination	Public Discover Services by Metadata Category	Public Init1dbw6.pm8.U0 - Support caB2B to integrate services on caGrid	
Generalization Source -> Destination	Public Perform Service Operation Across Services Discovered by Metadata Category	Public Discover Services by Metadata Category	
Generalization Source -> Destination	Public Discover Services by Metadata Category	Public Discover Services	

Perform Service Operation Across Services Discovered by Metadata Category

Type: UseCase
Status: Proposed. Version 1.0. Phase 1.0.
Package: Use Case Model *Keywords:*
Detail: Created on 6/6/2010. Last modified on 6/6/2010.
GUID: {516DC847-7736-44cd-94F0-B08430AC80BD}

Connections

Connector	Source	Target	Notes
Trace Source -> Destination	Public Perform Service Operation Across Services Discovered by Metadata Category	Public Init1dbw6.pm8.U0 - Support caB2B to integrate services on caGrid	
Generalization Source -> Destination	Public Perform Service Operation Across Services Discovered by Metadata Category	Public Discover Services by Metadata Category	

Connector	Source	Target	Notes

Discover Services for a Literature Query

Type: UseCase
Status: Proposed. Version 1.0. Phase 1.0.
Package: Use Case Model *Keywords:*
Detail: Created on 6/9/2010. Last modified on 6/9/2010.
GUID: {B25120D1-7268-40ab-95B2-EB45DC791415}

Connections

Connector	Source	Target	Notes
Generalization Source -> Destination	Public Discover Services for a Literature Query	Public Discover Services	
Trace Source -> Destination	Public Discover Services for a Literature Query	Public INIT1SD13.pm23 - Ontology enabled indexing of literature	

Discover Services to Include in a Semantic-oriented Query

Type: UseCase
Status: Proposed. Version 1.0. Phase 1.0.
Package: Use Case Model *Keywords:*
Detail: Created on 6/14/2010. Last modified on 6/14/2010.
GUID: {FF76B687-E494-47f6-B17C-F983B05C3F82}

Connections

Connector	Source	Target	Notes
Trace Source -> Destination	Public Discover Services to Include in a Semantic- oriented Query	Public Init4hm1 - RDF triple store backend for LexEVS	
Generalization Source -> Destination	Public Discover Services to Include in a Semantic- oriented Query	Public Discover Services	

Generate Code

Type: UseCase
Status: Proposed. Version 1.0. Phase 1.0.
Package: Use Case Model *Keywords:*
Detail: Created on 6/6/2010. Last modified on 6/6/2010.
GUID: {5692A5DB-3C07-4438-8164-F24816E420FA}

Connections

Connector	Source	Target	Notes
Generalization Source -> Destination	Public Generate ISO 21090 Wrapper Service	Public Generate Code	
Trace Source -> Destination	Public Generate Code	Public Init1pm16.pm4 - 21090 Datatype Support	
Trace Source -> Destination	Public Generate Code	Public INIT1SD13.pm23 - Ontology enabled indexing of literature	
Generalization Source -> Destination	Public Create Literature Query Service from Index	Public Generate Code	

Use Case diagram: Generate Code

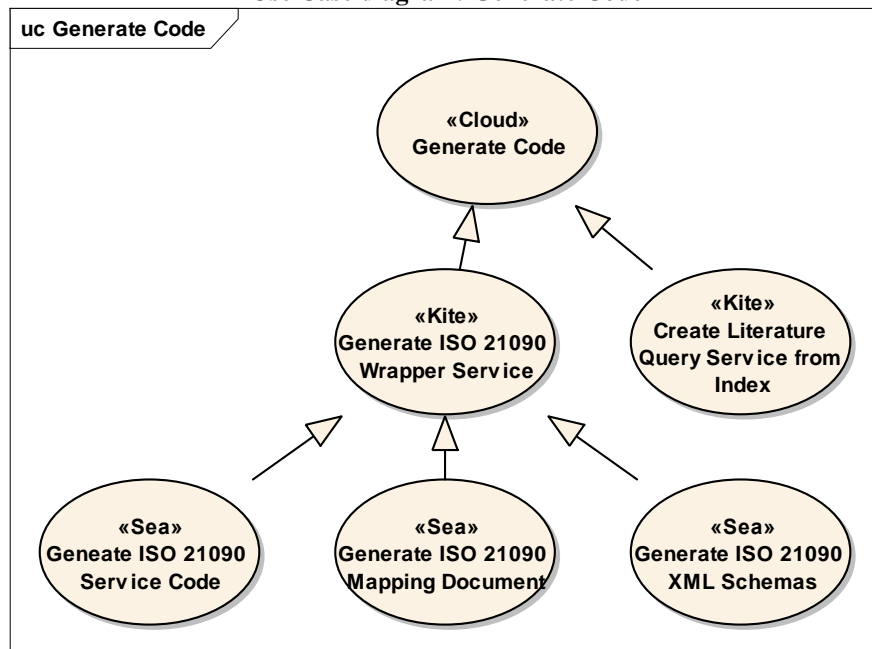


Figure: 59

Create Literature Query Service from Index

Type: **UseCase**
Status: Proposed. Version 1.0. Phase 1.0.
Package: Use Case Model *Keywords:*
Detail: Created on 6/9/2010. Last modified on 6/9/2010.
GUID: {0848F28B-0E15-4c07-88A3-B17B7C81257C}

Connections

Connector	Source	Target	Notes
Generalization Source -> Destination	Public Create Literature Query Service from Index	Public Generate Code	
Trace Source -> Destination	Public Create Literature Query Service from Index	Public INIT1SD13.pm23 - Ontology enabled indexing of literature	

Generate ISO 21090 Wrapper Service

Type: **UseCase**
Status: Proposed. Version 1.0. Phase 1.0.
Package: Use Case Model *Keywords:*
Detail: Created on 6/6/2010. Last modified on 6/6/2010.
GUID: {1939A57F-884C-450e-A73A-0D4B070F3B86}

Connections

Connector	Source	Target	Notes
Generalization Source -> Destination	Public Generate ISO 21090 Wrapper Service	Public Generate Code	
Generalization Source -> Destination	Public Generate ISO 21090 Mapping Document	Public Generate ISO 21090 Wrapper Service	
Trace Source -> Destination	Public Generate ISO 21090	Public Init1pm16.pm4 - 21090	

Connector	Source	Target	Notes
	Wrapper Service	Datatype Support	
Generalization Source -> Destination	Public Geneate ISO 21090 Service Code	Public Generate ISO 21090 Wrapper Service	
Generalization Source -> Destination	Public Generate ISO 21090 XML Schemas	Public Generate ISO 21090 Wrapper Service	

Geneate ISO 21090 Service Code

Type: **UseCase**
Status: Proposed. Version 1.0. Phase 1.0.
Package: Use Case Model *Keywords:*
Detail: Created on 6/9/2010. Last modified on 6/9/2010.
GUID: {34C2D243-BB0F-4fa7-AC2C-F0AF661EBA96}

Connections

Connector	Source	Target	Notes
Trace Source -> Destination	Public Geneate ISO 21090 Service Code	Public Init1pm16.pm4 - 21090 Datatype Support	
Generalization Source -> Destination	Public Geneate ISO 21090 Service Code	Public Generate ISO 21090 Wrapper Service	

Generate ISO 21090 Mapping Document

Type: **UseCase**
Status: Proposed. Version 1.0. Phase 1.0.
Package: Use Case Model *Keywords:*
Detail: Created on 6/9/2010. Last modified on 6/9/2010.
GUID: {CC749A78-CD32-40ab-8985-0F766B61100E}

Connections

Connector	Source	Target	Notes
Generalization Source -> Destination	Public Generate ISO 21090 Mapping Document	Public Generate ISO 21090 Wrapper Service	
Trace	Public	Public	

Connector	Source	Target	Notes
Source -> Destination	Generate ISO 21090 Mapping Document	Init1pm16.pm4 - 21090 Datatype Support	

Generate ISO 21090 XML Schemas

Type: UseCase
Status: Proposed. Version 1.0. Phase 1.0.
Package: Use Case Model *Keywords:*
Detail: Created on 6/9/2010. Last modified on 6/9/2010.
GUID: {67DB76C9-6676-4720-AEDF-FA8067D2CC6F}

Connections

Connector	Source	Target	Notes
<u>Trace</u> Source -> Destination	Public Generate ISO 21090 XML Schemas	Public Init1pm16.pm4 - 21090 Datatype Support	
<u>Generalization</u> Source -> Destination	Public Generate ISO 21090 XML Schemas	Public Generate ISO 21090 Wrapper Service	

Sequence diagram: XMLMapping

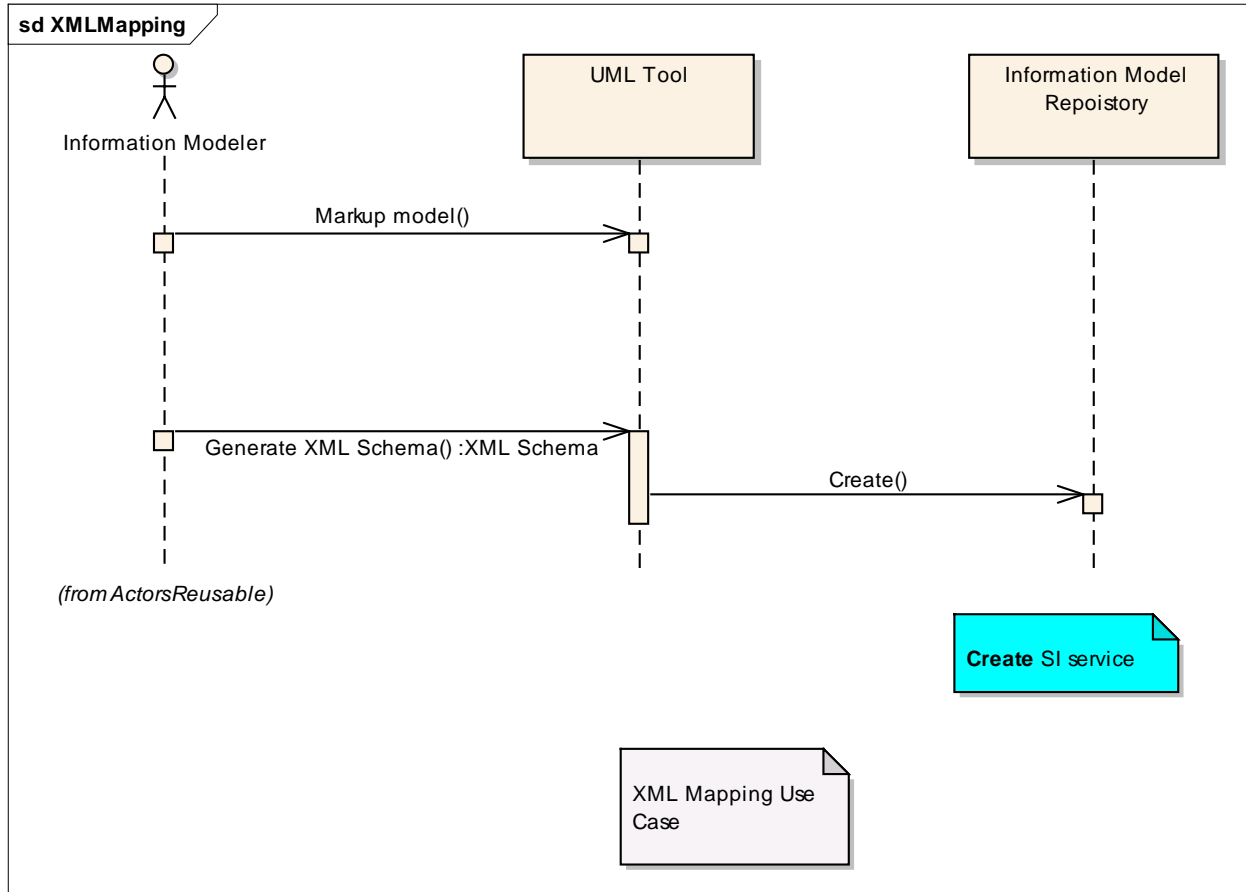


Figure: 60

Manage Data

Type: **UseCase**
 Status: Proposed. Version 1.0. Phase 1.0.
 Package: Use Case Model *Keywords:*
 Detail: Created on 6/6/2010. Last modified on 6/9/2010.
 GUID: {ED299352-9178-4476-94AE-608DC7477670}

Connections

Connector	Source	Target	Notes
Trace Source -> Destination	Public Manage Data	Public Init1dbw6.pm8.U0 - Support caB2B to integrate services on caGrid	

Connector	Source	Target	Notes
<u>Generalization</u> Source -> Destination	Public Store Workflow Data	Public Manage Data	
<u>Generalization</u> Source -> Destination	Public Dynamically Create a Data Store	Public Manage Data	
<u>Trace</u> Source -> Destination	Public Manage Data	Public InitotherSD75 - TCGA- Integration	
<u>Generalization</u> Source -> Destination	Public Support TCGA Data Management	Public Manage Data	
<u>Trace</u> Source -> Destination	Public Manage Data	Public INIT1SD13.pm23 - Ontology enabled indexing of literature	
<u>Generalization</u> Source -> Destination	Public Manage Literature- based Data	Public Manage Data	
<u>Generalization</u> Source -> Destination	Public Manage Data Ownership	Public Manage Data	
<u>Generalization</u> Source -> Destination	Public Manage Provenance Information	Public Manage Data	
<u>Generalization</u> Source -> Destination	Public Fetch Data	Public Manage Data	
<u>Generalization</u> Source -> Destination	Public Version Data	Public Manage Data	
<u>Generalization</u> Source -> Destination	Public Manage Security Access to Data	Public Manage Data	
<u>Trace</u> Source -> Destination	Public Manage Data	Public Init3dbw2.pm21 - Provenance metadata to support Semantic Workflows	

Use Case diagram: Store Data

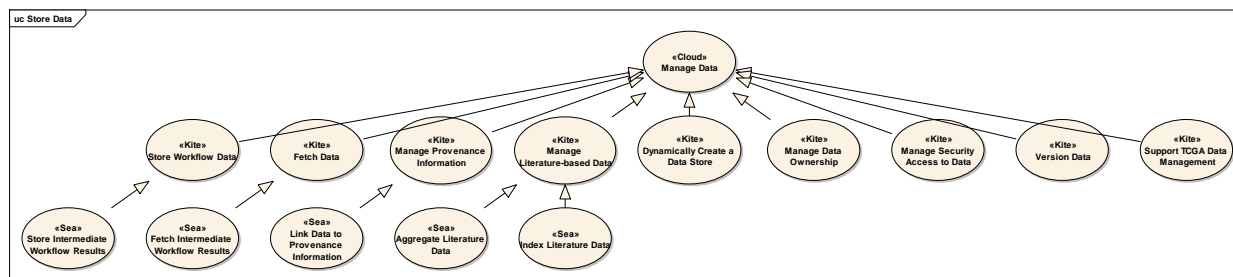


Figure: 61

Dynamically Create a Data Store

Type: **UseCase**
 Status: Proposed. Version 1.0. Phase 1.0.
 Package: Use Case Model *Keywords:*
 Detail: Created on 6/7/2010. Last modified on 6/7/2010.
 GUID: {EDF5102E-505A-4665-983D-A8717CAA2EDD}

Connections

Connector	Source	Target	Notes
Trace Source -> Destination	Public Dynamically Create a Data Store	Public Init1dbw6.pm8.U0 - Support caB2B to integrate services on caGrid	
Generalization Source -> Destination	Public Dynamically Create a Data Store	Public Manage Data	
Trace Source -> Destination	Public Dynamically Create a Data Store	Public Init3dbw2.pm21 - Provenance metadata to support Semantic Workflows	

Fetch Data

Type: **UseCase**
 Status: Proposed. Version 1.0. Phase 1.0.
 Package: Use Case Model *Keywords:*
 Detail: Created on 6/9/2010. Last modified on 6/9/2010.
 GUID: {F5ADCEDD-7DBA-4977-A50D-158F9CB39C83}

Connections

Connector	Source	Target	Notes
Generalization Source -> Destination	Public Fetch Data	Public Manage Data	
Generalization Source -> Destination	Public Fetch Intermediate Workflow Results	Public Fetch Data	
Trace Source -> Destination	Public Fetch Data	Public Init3dbw2.pm21 - Provenance metadata to support Semantic Workflows	

Fetch Intermediate Workflow Results

Type: **UseCase**
 Status: Proposed. Version 1.0. Phase 1.0.
 Package: Use Case Model *Keywords:*
 Detail: Created on 6/9/2010. Last modified on 6/9/2010.
 GUID: {BBF22D8A-D4F6-4984-9EA6-AF238F0961F3}

Connections

Connector	Source	Target	Notes
Trace Source -> Destination	Public Fetch Intermediate Workflow Results	Public Init3dbw2.pm21 - Provenance metadata to support Semantic Workflows	
Generalization Source -> Destination	Public Fetch Intermediate Workflow Results	Public Fetch Data	

Manage Data Ownership

Type: **UseCase**
 Status: Proposed. Version 1.0. Phase 1.0.
 Package: Use Case Model *Keywords:*
 Detail: Created on 6/9/2010. Last modified on 6/9/2010.
 GUID: {34552C67-1AC3-4a70-88C0-0E89D23D8510}

Connections

Connector	Source	Target	Notes
Trace Source -> Destination	Public Manage Data Ownership	Public Init3dbw2.pm21 - Provenance metadata to support Semantic Workflows	
Generalization Source -> Destination	Public Manage Data Ownership	Public Manage Data	

Manage Literature-based Data

Type: **UseCase**
Status: Proposed. Version 1.0. Phase 1.0.
Package: Use Case Model *Keywords:*
Detail: Created on 6/9/2010. Last modified on 6/9/2010.
GUID: {DD59F281-94C1-44e5-B38C-65DD337423DF}

Connections

Connector	Source	Target	Notes
Generalization Source -> Destination	Public Aggregate Literature Data	Public Manage Literature- based Data	
Generalization Source -> Destination	Public Index Literature Data	Public Manage Literature- based Data	
Generalization Source -> Destination	Public Manage Literature- based Data	Public Manage Data	
Trace Source -> Destination	Public Manage Literature- based Data	Public INIT1SD13.pm23 - Ontology enabled indexing of literature	

Aggregate Literature Data

Type: **UseCase**
Status: Proposed. Version 1.0. Phase 1.0.
Package: Use Case Model *Keywords:*
Detail: Created on 6/9/2010. Last modified on 6/9/2010.

GUID: {C2EAF196-567B-4437-A958-B59227112662}

Connections

Connector	Source	Target	Notes
Generalization Source -> Destination	Public Aggregate Literature Data	Public Manage Literature- based Data	
Trace Source -> Destination	Public Aggregate Literature Data	Public INIT1SD13.pm23 - Ontology enabled indexing of literature	

Index Literature Data

Type: UseCase
Status: Proposed. Version 1.0. Phase 1.0.
Package: Use Case Model **Keywords:**
Detail: Created on 6/9/2010. Last modified on 6/9/2010.
GUID: {09E77146-BD0E-430b-B194-80262FCFE78E}

Connections

Connector	Source	Target	Notes
Generalization Source -> Destination	Public Index Literature Data	Public Manage Literature- based Data	
Trace Source -> Destination	Public Index Literature Data	Public INIT1SD13.pm23 - Ontology enabled indexing of literature	

Manage Provenance Information

Type: UseCase
Status: Proposed. Version 1.0. Phase 1.0.
Package: Use Case Model **Keywords:**
Detail: Created on 6/9/2010. Last modified on 6/9/2010.
GUID: {AE74CCE3-DCCC-4514-B6AB-3B567CAFCD0B}

Connections

Connector	Source	Target	Notes
Generalization Source -> Destination	Public Link Data to Provenance Information	Public Manage Provenance Information	
Generalization Source -> Destination	Public Manage Provenance Information	Public Manage Data	
Trace Source -> Destination	Public Manage Provenance Information	Public Init3dbw2.pm21 - Provenance metadata to support Semantic Workflows	

Link Data to Provenance Information

Type: **UseCase**
 Status: Proposed. Version 1.0. Phase 1.0.
 Package: Use Case Model *Keywords:*
 Detail: Created on 6/9/2010. Last modified on 6/9/2010.
 GUID: {7577DB40-1B9F-42f6-93EC-7F0454D1C7EC}

Connections

Connector	Source	Target	Notes
Generalization Source -> Destination	Public Link Data to Provenance Information	Public Manage Provenance Information	
Trace Source -> Destination	Public Link Data to Provenance Information	Public Init3dbw2.pm21 - Provenance metadata to support Semantic Workflows	

Manage Security Access to Data

Type: **UseCase**
 Status: Proposed. Version 1.0. Phase 1.0.
 Package: Use Case Model *Keywords:*
 Detail: Created on 6/9/2010. Last modified on 6/9/2010.
 GUID: {D5AA6101-EE47-43b4-ABD1-A6E682EE2DE9}

Connections

Connector	Source	Target	Notes
Trace Source -> Destination	Public Manage Security Access to Data	Public Init3dbw2.pm21 - Provenance metadata to support Semantic Workflows	
Generalization Source -> Destination	Public Manage Security Access to Data	Public Manage Data	

Store Workflow Data

Type: **UseCase**
 Status: Proposed. Version 1.0. Phase 1.0.
 Package: Use Case Model *Keywords:*
 Detail: Created on 6/7/2010. Last modified on 6/7/2010.
 GUID: {193A2E2B-13E4-44fb-AD4C-21A586761DDE}

Connections

Connector	Source	Target	Notes
Trace Source -> Destination	Public Store Workflow Data	Public Init1dbw6.pm8.U0 - Support caB2B to integrate services on caGrid	
Generalization Source -> Destination	Public Store Workflow Data	Public Manage Data	
Generalization Source -> Destination	Public Store Intermediate Workflow Results	Public Store Workflow Data	
Trace Source -> Destination	Public Store Workflow Data	Public Init3dbw2.pm21 - Provenance metadata to support Semantic Workflows	

Store Intermediate Workflow Results

Type: **UseCase**
 Status: Proposed. Version 1.0. Phase 1.0.
 Package: Use Case Model *Keywords:*

Detail: Created on 6/7/2010. Last modified on 6/7/2010.
GUID: {4F25511C-8398-432a-A139-FC7A82E7718F}

Connections

Connector	Source	Target	Notes
<u>Trace</u> Source -> Destination	Public Store Intermediate Workflow Results	Public Init1dbw6.pm8.U0 - Support caB2B to integrate services on caGrid	
<u>Generalization</u> Source -> Destination	Public Store Intermediate Workflow Results	Public Store Workflow Data	
<u>Trace</u> Source -> Destination	Public Store Intermediate Workflow Results	Public Init3dbw2.pm21 - Provenance metadata to support Semantic Workflows	

Support TCGA Data Management

Type: **UseCase**
Status: Proposed. Version 1.0. Phase 1.0.
Package: Use Case Model *Keywords:*
Detail: Created on 6/14/2010. Last modified on 6/14/2010.
GUID: {24506AC7-E0FB-4d60-93DD-1348D1B3246F}

Connections

Connector	Source	Target	Notes
<u>Generalization</u> Source -> Destination	Public Support TCGA Data Management	Public Manage Data	
<u>Trace</u> Source -> Destination	Public Support TCGA Data Management	Public InitotherSD75 - TCGA- Integration	

Version Data

Type: **UseCase**

Status: Proposed. Version 1.0. Phase 1.0.
Package: Use Case Model *Keywords:*
Detail: Created on 6/9/2010. Last modified on 6/9/2010.
GUID: {63DCD681-7DB6-49f3-8B12-8EC2855758E4}

Connections

Connector	Source	Target	Notes
<u>Trace</u> Source -> Destination	Public Version Data	Public Init3dbw2.pm21 - Provenance metadata to support Semantic Workflows	
<u>Generalization</u> Source -> Destination	Public Version Data	Public Manage Data	

Manage Metadata

Type: **UseCase**
Status: Proposed. Version 1.0. Phase 1.0.
Package: Use Case Model *Keywords:*
Detail: Created on 6/6/2010. Last modified on 6/6/2010.
GUID: {883776FD-4213-4ee9-A83F-D61C48EC9BE7}

Connections

Connector	Source	Target	Notes
<u>Trace</u> Source -> Destination	Public Manage Metadata	Public Init1bes9.pm11 - Common Harmonization and Forms Creation	
<u>Trace</u> Source -> Destination	Public Manage Metadata	Public Otherhm1.pm12 - Generation of Forms	
<u>Trace</u> Source -> Destination	Public Manage Metadata	Public Init1dbw6.pm8.U0 - Support caB2B to integrate services on caGrid	
<u>Generalization</u> Source -> Destination	Public Manage Value Set Metadata	Public Manage Metadata	

Connector	Source	Target	Notes
<u>Trace</u> Source -> Destination	Public Manage Metadata	Public Init1hm6.pm18 - CDE service to return enumerations by reference	
<u>Trace</u> Source -> Destination	Public Manage Metadata	Public Init1dbw7.pm19 - Structured Eligibility Criteria	
<u>Trace</u> Source -> Destination	Public Manage Metadata	Public Init1hm2.pm6 - Reuse or create new data elements at runtime	
<u>Trace</u> Source -> Destination	Public Manage Metadata	Public Init1pm24.pm15 - ICR- caIntegrator2	
<u>Generalization</u> Source -> Destination	Public Manage Metadata Collections	Public Manage Metadata	
<u>Trace</u> Source -> Destination	Public Manage Metadata	Public Init1pm13.pm14 - Medidata	
<u>Trace</u> Source -> Destination	Public Manage Metadata	Public Otherhm2.pm13 - Forms Annotations	
<u>Generalization</u> Source -> Destination	Public Create Metadata	Public Manage Metadata	
<u>Generalization</u> Source -> Destination	Public Agile Metadata Management	Public Manage Metadata	
<u>Generalization</u> Source -> Destination	Public Harmonize Metadata	Public Manage Metadata	
<u>Generalization</u> Source -> Destination	Public Remove Metadata	Public Manage Metadata	
<u>Generalization</u> Source -> Destination	Public Manage Forms Metadata	Public Manage Metadata	
<u>Generalization</u> Source -> Destination	Public Load Metadata	Public Manage Metadata	
<u>Trace</u>	Public	Public	

Connector	Source	Target	Notes
Source -> Destination	Manage Metadata	Init6pm23.pm5 - Brain Tumor in silico study - Pathology and Radiology data models	
<u>Trace</u> Source -> Destination	Public Manage Metadata	Public Init1pm5.pm2 - Data rollback functionality	
<u>Trace</u> Source -> Destination	Public Manage Metadata	Public Init1pm16.pm4 - 21090 Datatype Support	
<u>Trace</u> Source -> Destination	Public Manage Metadata	Public Init1pm9.pm16 - Automate	
<u>Trace</u> Source -> Destination	Public Manage Metadata	Public Init4hm1 - RDF triple store backend for LexEVS	
<u>Generalization</u> Source -> Destination	Public Support Triple-store Backend for Concept Services (LexEVS)	Public Manage Metadata	
<u>Trace</u> Source -> Destination	Public Manage Metadata	Public init1hm2.pm22.U0 - NCI level vocabulary services for Diseases and Interventions	
<u>Trace</u> Source -> Destination	Public Manage Metadata	Public Init1bes8.pm30.U0 - CDE ObjectClass interdependency	
<u>Trace</u> Source -> Destination	Public Manage Metadata	Public Init1hm1.pm25 - ICR IRWG requirements	
<u>Trace</u> Source -> Destination	Public Manage Metadata	Public Init8pm25.pm24 - Support for Reusable Modules of Forms	

Use Case diagram: Manage Metadata

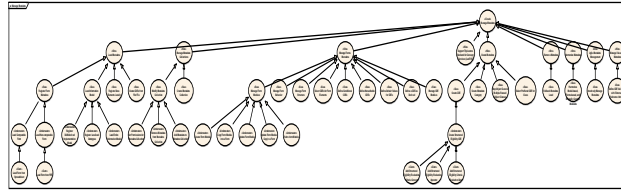


Figure: 62

Agile Metadata Management

Type: UseCase
Status: Proposed. Version 1.0. Phase 1.0.
Package: Use Case Model **Keywords:**
Detail: Created on 6/6/2010. Last modified on 6/6/2010.
GUID: {1F56A443-7F9D-4e71-880D-D7A8F61CB81A}

Connections

Connector	Source	Target	Notes
Generalization Source -> Destination	Public Agile Metadata Management	Public Manage Metadata	
Trace Source -> Destination	Public Agile Metadata Management	Public Init6pm23.pm5 - Brain Tumor in silico study - Pathology and Radiology data models	
Trace Source -> Destination	Public Agile Metadata Management	Public Init1pm1.pm1 - ICR IRWG Requirements - Model Loading	
Generalization Source -> Destination	Public Iteratively Manage Metadata	Public Agile Metadata Management	

Iteratively Manage Metadata

Type: UseCase
Status: Proposed. Version 1.0. Phase 1.0.
Package: Use Case Model **Keywords:**
Detail: Created on 6/7/2010. Last modified on 6/7/2010.
GUID: {AF25CD9A-86B2-401a-9369-E9199857B74C}

Connections

Connector	Source	Target	Notes
Trace Source -> Destination	Public Iteratively Manage Metadata	Public Init6pm23.pm5 - Brain Tumor in silico study - Pathology and Radiology data models	
Trace Source -> Destination	Public Iteratively Manage Metadata	Public Init1pm1.pm1 - ICR IRWG Requirements - Model Loading	
Generalization Source -> Destination	Public Iteratively Manage Metadata	Public Agile Metadata Management	

Create Metadata

Type: **UseCase**
Status: Proposed. Version 1.0. Phase 1.0.
Package: Use Case Model *Keywords:*
Detail: Created on 6/7/2010. Last modified on 6/7/2010.
GUID: {3B517483-8333-424c-ADB7-F987231CA003}

Connections

Connector	Source	Target	Notes
Trace Source -> Destination	Public Create Metadata	Public Init1dbw6.pm8.U0 - Support caB2B to integrate services on caGrid	
Generalization Source -> Destination	Public Create CDE	Public Create Metadata	
Trace Source -> Destination	Public Create Metadata	Public Init1hm6.pm18 - CDE service to return enumerations by reference	
Trace Source -> Destination	Public Create Metadata	Public Init1dbw7.pm19 - Structured Eligibility Criteria	

Connector	Source	Target	Notes
<u>Generalization</u> Source -> Destination	Public Create Metadata Category	Public Create Metadata	
<u>Generalization</u> Source -> Destination	Public Create Metadata	Public Manage Metadata	
<u>Trace</u> Source -> Destination	Public Create Metadata	Public Init1bes8.pm30.U0 - CDE ObjectClass interdependency	
<u>Generalization</u> Source -> Destination	Public Map Object Class to Multiple Reused Object Classes	Public Create Metadata	
<u>Generalization</u> Source -> Destination	Public Select Preferred CDE for Class	Public Create Metadata	
<u>Trace</u> Source -> Destination	Public Create Metadata	Public Init1hm1.pm25 - ICR IRWG requirements	

Create CDE

Type: UseCase
Status: Proposed. Version 1.0. Phase 1.0.
Package: Use Case Model *Keywords:*
Detail: Created on 6/9/2010. Last modified on 6/9/2010.
GUID: {C56F8EEF-477D-415b-BD5C-5574AFE433FD}

Connections

Connector	Source	Target	Notes
<u>Generalization</u> Source -> Destination	Public Create CDE	Public Create Metadata	
<u>Trace</u> Source -> Destination	Public Create CDE	Public Init1dbw7.pm19 - Structured Eligibility Criteria	
<u>Generalization</u> Source -> Destination	Public Create Structured Eligibility CDE	Public Create CDE	
<u>Trace</u> Source -> Destination	Public Create CDE	Public Init1hm6.pm18 - CDE	

Connector	Source	Target	Notes
		service to return enumerations by reference	

Create Structured Eligibility CDE

Type: **UseCase**
Status: Proposed. Version 1.0. Phase 1.0.
Package: Use Case Model *Keywords:*
Detail: Created on 6/9/2010. Last modified on 6/9/2010.
GUID: {F09FB2FA-8DF3-4252-9B1D-1CC36330FF18}

Connections

Connector	Source	Target	Notes
Trace Source -> Destination	Public Create Structured Eligibility CDE	Public Init1dbw7.pm19 - Structured Eligibility Criteria	
Generalization Source -> Destination	Public Add Structured Eligibility Criteria Evaluation Data	Public Create Structured Eligibility CDE	
Generalization Source -> Destination	Public Add Structured Eligibility Evaluation Operator	Public Create Structured Eligibility CDE	
Generalization Source -> Destination	Public Add Structured Eligibility Evaluation Criteria Concept	Public Create Structured Eligibility CDE	
Generalization Source -> Destination	Public Create Structured Eligibility CDE	Public Create CDE	

Add Structured Eligibility Criteria Evaluation Data

Type: **UseCase**
Status: Proposed. Version 1.0. Phase 1.0.
Package: Use Case Model *Keywords:*
Detail: Created on 6/9/2010. Last modified on 6/9/2010.
GUID: {4801E780-E44C-417a-A68B-D62CDCB43815}

Connections

Connector	Source	Target	Notes
Generalization Source -> Destination	Public Add Structured Eligibility Criteria Evaluation Data	Public Create Structured Eligibility CDE	

Add Structured Eligibility Evaluation Criteria Concept

Type: **UseCase**
 Status: Proposed. Version 1.0. Phase 1.0.
 Package: Use Case Model *Keywords:*
 Detail: Created on 6/9/2010. Last modified on 6/9/2010.
 GUID: {4478AEFB-FEA5-41c0-9852-A5F7EFF4FF73}

Connections

Connector	Source	Target	Notes
Trace Source -> Destination	Public Add Structured Eligibility Evaluation Criteria Concept	Public Init1dbw7.pm19 - Structured Eligibility Criteria	
Generalization Source -> Destination	Public Add Structured Eligibility Evaluation Criteria Concept	Public Create Structured Eligibility CDE	

Add Structured Eligibility Evaluation Operator

Type: **UseCase**
 Status: Proposed. Version 1.0. Phase 1.0.
 Package: Use Case Model *Keywords:*
 Detail: Created on 6/9/2010. Last modified on 6/9/2010.
 GUID: {B1AA5E6F-DADA-4336-8622-18C417D906AD}

Connections

Connector	Source	Target	Notes
Trace Source -> Destination	Public Add Structured	Public Init1dbw7.pm19 -	

Connector	Source	Target	Notes
	Eligibility Evaluation Operator	Structured Eligibility Criteria	
Generalization Source -> Destination	Public Add Structured Eligibility Evaluation Operator	Public Create Structured Eligibility CDE	

Create Metadata Category

Type: **UseCase**
Status: Proposed. Version 1.0. Phase 1.0.
Package: Use Case Model *Keywords:*
Detail: Created on 6/7/2010. Last modified on 6/7/2010.
GUID: {FEF14E57-3FB7-435c-A898-730AC53A5C25}

Connections

Connector	Source	Target	Notes
Trace Source -> Destination	Public Create Metadata Category	Public Init1dbw6.pm8.U0 - Support caB2B to integrate services on caGrid	
Generalization Source -> Destination	Public Create Metadata Category	Public Create Metadata	

Map Object Class to Multiple Reused Object Classes

Type: **UseCase**
Status: Proposed. Version 1.0. Phase 1.0.
Package: Use Case Model *Keywords:*
Detail: Created on 6/9/2010. Last modified on 6/9/2010.
GUID: {8EECA751-0B54-4580-8C81-6BD4498F1868}

Connections

Connector	Source	Target	Notes
Trace Source -> Destination	Public Map Object Class to Multiple Reused Object Classes	Public Init1bes8.pm30.U0 - CDE ObjectClass interdependency	

Connector	Source	Target	Notes
Generalization Source -> Destination	Public Map Object Class to Multiple Reused Object Classes	Public Create Metadata	

Select Preferred CDE for Class

Type: **UseCase**
Status: Proposed. Version 1.0. Phase 1.0.
Package: Use Case Model *Keywords:*
Detail: Created on 6/10/2010. Last modified on 6/10/2010.
GUID: {68FD9878-C5A1-44c2-A218-EB2F86BC0030}

Connections

Connector	Source	Target	Notes
Generalization Source -> Destination	Public Select Preferred CDE for Class	Public Create Metadata	
Trace Source -> Destination	Public Select Preferred CDE for Class	Public Init1hm1.pm25 - ICR IRWG requirements	

Harmonize Metadata

Type: **UseCase**
Status: Proposed. Version 1.0. Phase 1.0.
Package: Use Case Model *Keywords:*
Detail: Created on 6/6/2010. Last modified on 6/6/2010.
GUID: {9D6964F8-8108-4bb3-B8E6-9E244EE11A79}

Connections

Connector	Source	Target	Notes
Trace Source -> Destination	Public Harmonize Metadata	Public Otherhm1.pm12 - Generation of Forms	
Trace Source -> Destination	Public Harmonize Metadata	Public Init1bes9.pm11 - Common	

Connector	Source	Target	Notes
		Harmonization and Forms Creation	
Generalization Source -> Destination	Public Harmonize Model-based, Forms-based, and Manually Curated Metadata	Public Harmonize Metadata	
Generalization Source -> Destination	Public Harmonize Metadata	Public Manage Metadata	

Harmonize Model-based, Forms-based, and Manually Curated Metadata

Type: **UseCase**
Status: Proposed. Version 1.0. Phase 1.0.
Package: Use Case Model *Keywords:*
Detail: Created on 6/7/2010. Last modified on 6/7/2010.
GUID: {1AEA87BF-79DE-4038-8B81-9814EF63B884}

Connections

Connector	Source	Target	Notes
Trace Source -> Destination	Public Harmonize Model-based, Forms-based, and Manually Curated Metadata	Public Otherhm1.pm12 - Generation of Forms	
Trace Source -> Destination	Public Harmonize Model-based, Forms-based, and Manually Curated Metadata	Public Init1bes9.pm11 - Common Harmonization and Forms Creation	
Generalization Source -> Destination	Public Harmonize Model-based, Forms-based, and Manually Curated Metadata	Public Harmonize Metadata	

Load Metadata

Type: **UseCase**
Status: Proposed. Version 1.0. Phase 1.0.
Package: Use Case Model *Keywords:*
Detail: Created on 6/6/2010. Last modified on 6/6/2010.

GUID: {01B9A8BA-DBD8-427d-9EF3-ACF26301EE32}

Connections

Connector	Source	Target	Notes
Trace Source -> Destination	Public Load Metadata	Public Init1hm2.pm6 - Reuse or create new data elements at runtime	
Generalization Source -> Destination	Public Create CDEs from Flat File	Public Load Metadata	
Trace Source -> Destination	Public Load Metadata	Public Init1pm24.pm15 - ICR- caIntegrator2	
Generalization Source -> Destination	Public Load Information Model	Public Load Metadata	
Generalization Source -> Destination	Public Register Form Metadata	Public Load Metadata	
Generalization Source -> Destination	Public Register Data Elements Locally	Public Load Metadata	
Generalization Source -> Destination	Public Load Metadata	Public Manage Metadata	
Trace Source -> Destination	Public Load Metadata	Public Init1pm9.pm16 - Automate	

Create CDEs from Flat File

Type: UseCase
Status: Proposed. Version 1.0. Phase 1.0.
Package: Use Case Model *Keywords:*
Detail: Created on 6/9/2010. Last modified on 6/9/2010.
GUID: {28681257-F340-4efc-92DE-7F89C0A34793}

Connections

Connector	Source	Target	Notes
Generalization	Public	Public	

Connector	Source	Target	Notes
Source -> Destination	Create CDEs from Flat File	Load Metadata	
Trace Source -> Destination	Public Create CDEs from Flat File	Public Init1pm24.pm15 - ICR-caIntegrator2	

Load Information Model

Type: **UseCase**
Status: Proposed. Version 1.0. Phase 1.0.
Package: Use Case Model *Keywords:*
Detail: Created on 6/7/2010. Last modified on 6/7/2010.
GUID: {5C6C9511-FDF7-4350-99E9-89C2DC52DEFF}

Connections

Connector	Source	Target	Notes
Trace Source -> Destination	Public Load Information Model	Public Init1hm2.pm6 - Reuse or create new data elements at runtime	
Generalization Source -> Destination	Public Load Entire Information Model	Public Load Information Model	
Generalization Source -> Destination	Public Load Information Model	Public Load Metadata	
Generalization Source -> Destination	Public Register Localized Datatypes	Public Load Information Model	
Generalization Source -> Destination	Public Register DAM-derived Implementation Model	Public Load Information Model	

Load Entire Information Model

Type: **UseCase**
Status: Proposed. Version 1.0. Phase 1.0.
Package: Use Case Model *Keywords:*
Detail: Created on 6/7/2010. Last modified on 6/7/2010.
GUID: {89D5E670-BC8E-4b50-A11B-35132C17B616}

Connections

Connector	Source	Target	Notes
<u>Trace</u> Source -> Destination	Public Load Entire Information Model	Public Init1hm2.pm6 - Reuse or create new data elements at runtime	
<u>Generalization</u> Source -> Destination	Public Load Entire Information Model	Public Load Information Model	

Register DAM-derived Implementation Model

Type: **UseCase**
 Status: Proposed. Version 1.0. Phase 1.0.
 Package: Use Case Model *Keywords:*
 Detail: Created on 6/7/2010. Last modified on 6/7/2010.
 GUID: {BCD12B5C-BF69-491e-A465-B7E078A40636}

Connections

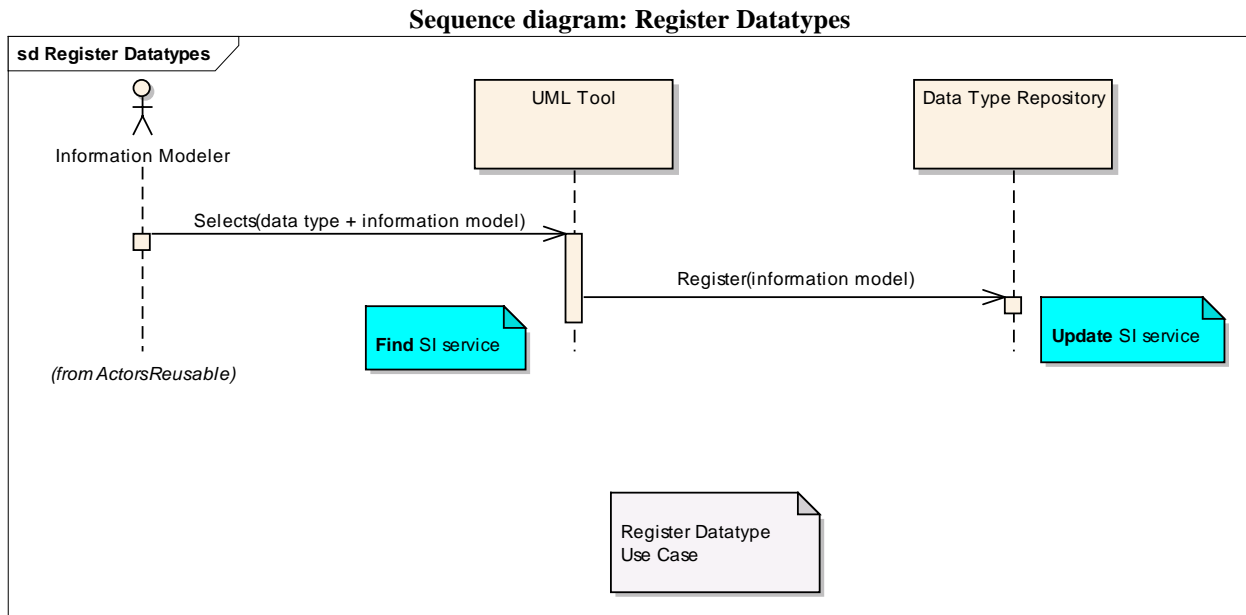
Connector	Source	Target	Notes
<u>Generalization</u> Source -> Destination	Public Register DAM-derived Implementation Model	Public Load Information Model	

Register Localized Datatypes

Type: **UseCase**
 Status: Proposed. Version 1.0. Phase 1.0.
 Package: Use Case Model *Keywords:*
 Detail: Created on 6/7/2010. Last modified on 6/7/2010.
 GUID: {41793718-6D96-49e1-AFF4-E71ED7BA3741}

Connections

Connector	Source	Target	Notes
<u>Generalization</u> Source -> Destination	Public Register Localized Datatypes	Public Load Information Model	



Register Data Elements Locally

Type: UseCase
Status: Proposed. Version 1.0. Phase 1.0.
Package: Use Case Model *Keywords:*
Detail: Created on 6/7/2010. Last modified on 6/7/2010.
GUID: {C2644232-2775-4277-93DD-118F8267038C}

Connections

Connector	Source	Target	Notes
Generalization Source -> Destination	Public Register Data Elements Locally	Public Load Metadata	

Register Form Metadata

Type: UseCase
Status: Proposed. Version 1.0. Phase 1.0.
Package: Use Case Model *Keywords:*
Detail: Created on 6/7/2010. Last modified on 6/7/2010.
GUID: {16EF5622-FF44-43cb-B972-C4F484A18E27}

Connections

Connector	Source	Target	Notes
Trace Source -> Destination	Public Register Form Metadata	Public Init1pm9.pm16 - Automate	
Generalization Source -> Destination	Public Load Non-computable Form	Public Register Form Metadata	
Generalization Source -> Destination	Public Register Form Metadata	Public Load Metadata	
Association Unspecified	Public Load Computable Form	Public Register Form Metadata	

Load Computable Form

Type: **UseCase**
 Status: Proposed. Version 1.0. Phase 1.0.
 Package: Use Case Model *Keywords:*
 Detail: Created on 6/9/2010. Last modified on 6/9/2010.
 GUID: {9981753C-15C9-492d-8662-C78392C6F8BF}

Connections

Connector	Source	Target	Notes
Trace Source -> Destination	Public Load Computable Form	Public Init1pm9.pm16 - Automate	
Generalization Source -> Destination	Public Load Form from Spreadsheet	Public Load Computable Form	
Association Unspecified	Public Load Computable Form	Public Register Form Metadata	

Load Form from Spreadsheet

Type: **UseCase**
 Status: Proposed. Version 1.0. Phase 1.0.
 Package: Use Case Model *Keywords:*
 Detail: Created on 6/9/2010. Last modified on 6/9/2010.
 GUID: {96DEB071-B58F-4509-9A05-8C8B01B558E1}

Connections

Connector	Source	Target	Notes
Trace Source -> Destination	Public Load Form from Spreadsheet	Public Init1pm9.pm16 - Automate	
Generalization Source -> Destination	Public Load Form from Spreadsheet	Public Load Computable Form	

Load Non-computable Form

Type: **UseCase**
 Status: Proposed. Version 1.0. Phase 1.0.
 Package: Use Case Model *Keywords:*
 Detail: Created on 6/9/2010. Last modified on 6/9/2010.
 GUID: {79662934-8F8A-479b-9F01-FE884CE1366B}

Connections

Connector	Source	Target	Notes
Trace Source -> Destination	Public Load Non-computable Form	Public Init1pm9.pm16 - Automate	
Generalization Source -> Destination	Public Load Non-computable Form	Public Register Form Metadata	
Generalization Source -> Destination	Public Load Form from PDF	Public Load Non-computable Form	

Load Form from PDF

Type: **UseCase**
 Status: Proposed. Version 1.0. Phase 1.0.
 Package: Use Case Model *Keywords:*
 Detail: Created on 6/9/2010. Last modified on 6/9/2010.
 GUID: {B61FEC22-ED19-4313-8A4C-50298E47AD77}

Connections

Connector	Source	Target	Notes
Trace Source -> Destination	Public Load Form from PDF	Public Init1pm9.pm16 - Automate	
Generalization Source -> Destination	Public Load Form from PDF	Public Load Non-computable Form	

Manage Forms Metadata

Type: **UseCase**
Status: Proposed. Version 1.0. Phase 1.0.
Package: Use Case Model **Keywords:**
Detail: Created on 6/6/2010. Last modified on 6/6/2010.
GUID: {233B7C94-16FB-453f-ACDF-EDFB9CE04668}

Connections

Connector	Source	Target	Notes
Trace Source -> Destination	Public Manage Forms Metadata	Public Otherhm1.pm12 - Generation of Forms	
Trace Source -> Destination	Public Manage Forms Metadata	Public Init1bes9.pm11 - Common Harmonization and Forms Creation	
Generalization Source -> Destination	Public Manage CDE Modules	Public Manage Forms Metadata	
Generalization Source -> Destination	Public Define Default Values for CDEs	Public Manage Forms Metadata	
Generalization Source -> Destination	Public Define Conditional CDEs	Public Manage Forms Metadata	
Generalization Source -> Destination	Public Define a CDE as Derived	Public Manage Forms Metadata	
Trace Source -> Destination	Public Manage Forms	Public Otherhm2.pm13 -	

Connector	Source	Target	Notes
	Metadata	Forms Annotations	
Generalization Source -> Destination	Public Define Non-editable CDEs	Public Manage Forms Metadata	
Generalization Source -> Destination	Public Select CDEs for Form Elements	Public Manage Forms Metadata	
Generalization Source -> Destination	Public Manage Form Structure	Public Manage Forms Metadata	
Generalization Source -> Destination	Public Manage Form Behavior	Public Manage Forms Metadata	
Generalization Source -> Destination	Public Manage Forms Metadata	Public Manage Metadata	
Generalization Source -> Destination	Public Manage Form Modules	Public Manage Forms Metadata	
Trace Source -> Destination	Public Manage Forms Metadata	Public Init8pm25.pm24 - Support for Reusable Modules of Forms	

Define a CDE as Derived

Type: **UseCase**
Status: Proposed. Version 1.0. Phase 1.0.
Package: Use Case Model **Keywords:**
Detail: Created on 6/9/2010. Last modified on 6/9/2010.
GUID: {3294BBE1-1E87-4025-A6CA-46151876F2AA}

Connections

Connector	Source	Target	Notes
Generalization Source -> Destination	Public Define a CDE as Derived	Public Manage Forms Metadata	
Trace Source -> Destination	Public Define a CDE as Derived	Public Otherhm2.pm13 - Forms Annotations	

Define Conditional CDEs

Type: **UseCase**
Status: Proposed. Version 1.0. Phase 1.0.
Package: Use Case Model *Keywords:*
Detail: Created on 6/9/2010. Last modified on 6/9/2010.
GUID: {29C15CDE-9CD1-4cf1-9037-3F244836D56E}

Connections

Connector	Source	Target	Notes
Generalization Source -> Destination	Public Define Conditional CDEs	Public Manage Forms Metadata	
Trace Source -> Destination	Public Define Conditional CDEs	Public Otherhm2.pm13 - Forms Annotations	

Define Default Values for CDEs

Type: **UseCase**
Status: Proposed. Version 1.0. Phase 1.0.
Package: Use Case Model *Keywords:*
Detail: Created on 6/9/2010. Last modified on 6/9/2010.
GUID: {95175F63-606E-4928-A36D-DFCFAC69871C}

Connections

Connector	Source	Target	Notes
Generalization Source -> Destination	Public Define Default Values for CDEs	Public Manage Forms Metadata	
Trace Source -> Destination	Public Define Default Values for CDEs	Public Otherhm2.pm13 - Forms Annotations	

Define Non-editable CDEs

Type: **UseCase**
Status: Proposed. Version 1.0. Phase 1.0.

Package: Use Case Model *Keywords:*
Detail: Created on 6/9/2010. Last modified on 6/9/2010.
GUID: {216DCE95-E728-4869-BDBE-6735A9FC637A}

Connections

Connector	Source	Target	Notes
Trace Source -> Destination	Public Define Non-editable CDEs	Public Otherhm2.pm13 - Forms Annotations	
Generalization Source -> Destination	Public Define Non-editable CDEs	Public Manage Forms Metadata	

Manage CDE Modules

Type: **UseCase**
Status: Proposed. Version 1.0. Phase 1.0.
Package: Use Case Model *Keywords:*
Detail: Created on 6/9/2010. Last modified on 6/9/2010.
GUID: {7A9293AF-C17B-416f-8416-AA7D9171CA7D}

Connections

Connector	Source	Target	Notes
Generalization Source -> Destination	Public Manage CDE Modules	Public Manage Forms Metadata	
Trace Source -> Destination	Public Manage CDE Modules	Public Otherhm2.pm13 - Forms Annotations	

Manage Form Behavior

Type: **UseCase**
Status: Proposed. Version 1.0. Phase 1.0.
Package: Use Case Model *Keywords:*
Detail: Created on 6/7/2010. Last modified on 6/7/2010.
GUID: {D72A7312-DEC8-4eed-8BE9-BF92429177B6}

Connections

Connector	Source	Target	Notes
Trace Source -> Destination	Public Manage Form Behavior	Public Otherhm1.pm12 - Generation of Forms	
Trace Source -> Destination	Public Manage Form Behavior	Public Init1bes9.pm11 - Common Harmonization and Forms Creation	
Generalization Source -> Destination	Public Manage Form Behavior	Public Manage Forms Metadata	

Manage Form Modules

Type: **UseCase**
Status: Proposed. Version 1.0. Phase 1.0.
Package: Use Case Model *Keywords:*
Detail: Created on 6/9/2010. Last modified on 6/9/2010.
GUID: {5BC6B29E-392C-4bf4-8324-6CA414BD1E97}

Connections

Connector	Source	Target	Notes
Generalization Source -> Destination	Public Retire form Module	Public Manage Form Modules	
Trace Source -> Destination	Public Manage Form Modules	Public Init8pm25.pm24 - Support for Reusable Modules of Forms	
Generalization Source -> Destination	Public Update Form Module Copy in a Form	Public Manage Form Modules	
Generalization Source -> Destination	Public Update Form Module	Public Manage Form Modules	
Generalization Source -> Destination	Public Create Form Module	Public Manage Form Modules	
Generalization Source -> Destination	Public Manage Form Modules	Public Manage Forms Metadata	

Connector	Source	Target	Notes
Generalization Source -> Destination	Public Copy Form Module into a Form	Public Manage Form Modules	

Copy Form Module into a Form

Type: **UseCase**
 Status: Proposed. Version 1.0. Phase 1.0.
 Package: Use Case Model *Keywords:*
 Detail: Created on 6/9/2010. Last modified on 6/9/2010.
 GUID: {BEBC6F4F-D2F6-4a73-B451-9B1FDEF333B5}

Connections

Connector	Source	Target	Notes
Trace Source -> Destination	Public Copy Form Module into a Form	Public Init8pm25.pm24 - Support for Reusable Modules of Forms	
Generalization Source -> Destination	Public Copy Form Module into a Form	Public Manage Form Modules	

Create Form Module

Type: **UseCase**
 Status: Proposed. Version 1.0. Phase 1.0.
 Package: Use Case Model *Keywords:*
 Detail: Created on 6/9/2010. Last modified on 6/9/2010.
 GUID: {598072B9-B7AD-43d9-8D8D-957D551FEF55}

Connections

Connector	Source	Target	Notes
Trace Source -> Destination	Public Create Form Module	Public Init8pm25.pm24 - Support for Reusable Modules of Forms	
Generalization Source -> Destination	Public Create Form Module	Public Manage Form Modules	

Retire form Module

Type: UseCase
Status: Proposed. Version 1.0. Phase 1.0.
Package: Use Case Model *Keywords:*
Detail: Created on 6/9/2010. Last modified on 6/9/2010.
GUID: {3B0C071E-1EB2-4616-9478-705684E755EF}

Connections

Connector	Source	Target	Notes
<u>Generalization</u> Source -> Destination	Public Retire form Module	Public Manage Form Modules	
<u>Trace</u> Source -> Destination	Public Retire form Module	Public Init8pm25.pm24 - Support for Reusable Modules of Forms	

Update Form Module

Type: UseCase
Status: Proposed. Version 1.0. Phase 1.0.
Package: Use Case Model *Keywords:*
Detail: Created on 6/9/2010. Last modified on 6/9/2010.
GUID: {8F106DF7-0471-4850-88AB-2838C2E7FDB3}

Connections

Connector	Source	Target	Notes
<u>Trace</u> Source -> Destination	Public Update Form Module	Public Init8pm25.pm24 - Support for Reusable Modules of Forms	
<u>Generalization</u> Source -> Destination	Public Update Form Module	Public Manage Form Modules	

Update Form Module Copy in a Form

Type: UseCase
Status: Proposed. Version 1.0. Phase 1.0.
Package: Use Case Model *Keywords:*

Detail: Created on 6/9/2010. Last modified on 6/9/2010.
GUID: {4360B0D0-898D-49db-82A9-735A13AC9DF3}

Connections

Connector	Source	Target	Notes
<u>Trace</u> Source -> Destination	Public Update Form Module Copy in a Form	Public Init8pm25.pm24 - Support for Reusable Modules of Forms	
<u>Generalization</u> Source -> Destination	Public Update Form Module Copy in a Form	Public Manage Form Modules	

Manage Form Structure

Type: **UseCase**
Status: Proposed. Version 1.0. Phase 1.0.
Package: Use Case Model *Keywords:*
Detail: Created on 6/7/2010. Last modified on 6/7/2010.
GUID: {562FB267-E7E6-44ee-AB16-032669F08A1F}

Connections

Connector	Source	Target	Notes
<u>Trace</u> Source -> Destination	Public Manage Form Structure	Public Init1bes9.pm11 - Common Harmonization and Forms Creation	
<u>Trace</u> Source -> Destination	Public Manage Form Structure	Public Otherhm1.pm12 - Generation of Forms	
<u>Generalization</u> Source -> Destination	Public Manage Form Structure	Public Manage Forms Metadata	

Select CDEs for Form Elements

Type: **UseCase**
Status: Proposed. Version 1.0. Phase 1.0.
Package: Use Case Model *Keywords:*

Detail: Created on 6/7/2010. Last modified on 6/7/2010.
GUID: {CBB4681E-6F66-475f-B4F8-C9846C442496}

Connections

Connector	Source	Target	Notes
<u>Trace</u> Source -> Destination	Public Select CDEs for Form Elements	Public Otherhm1.pm12 - Generation of Forms	
<u>Trace</u> Source -> Destination	Public Select CDEs for Form Elements	Public Init1bes9.pm11 - Common Harmonization and Forms Creation	
<u>Generalization</u> Source -> Destination	Public Select CDEs for Form Elements	Public Manage Forms Metadata	

Manage Metadata Collections

Type: **UseCase**
Status: Proposed. Version 1.0. Phase 1.0.
Package: Use Case Model *Keywords:*
Detail: Created on 6/9/2010. Last modified on 6/9/2010.
GUID: {9FDE6F8D-3345-4f4a-831B-E5ADED8495A8}

Connections

Connector	Source	Target	Notes
<u>Generalization</u> Source -> Destination	Public Create Metadata Collection	Public Manage Metadata Collections	
<u>Generalization</u> Source -> Destination	Public Modify Metadata Collection	Public Manage Metadata Collections	
<u>Trace</u> Source -> Destination	Public Manage Metadata Collections	Public Init1pm13.pm14 - Medidata	
<u>Generalization</u> Source -> Destination	Public Manage Metadata Collections	Public Manage Metadata	

Create Metadata Collection

Type: UseCase
Status: Proposed. Version 1.0. Phase 1.0.
Package: Use Case Model *Keywords:*
Detail: Created on 6/9/2010. Last modified on 6/9/2010.
GUID: {3A0BA487-3952-47d4-8475-AFD8719BF685}

Connections

Connector	Source	Target	Notes
Generalization Source -> Destination	Public Create Metadata Collection	Public Manage Metadata Collections	
Trace Source -> Destination	Public Create Metadata Collection	Public Init1pm13.pm14 - Medidata	

Modify Metadata Collection

Type: UseCase
Status: Proposed. Version 1.0. Phase 1.0.
Package: Use Case Model *Keywords:*
Detail: Created on 6/9/2010. Last modified on 6/9/2010.
GUID: {2BC9F7F1-9D2B-421f-AE52-BEDFA5769456}

Connections

Connector	Source	Target	Notes
Generalization Source -> Destination	Public Modify Metadata Collection	Public Manage Metadata Collections	
Generalization Source -> Destination	Public Remove Metadata from Metadata Collection	Public Modify Metadata Collection	
Generalization Source -> Destination	Public Set Permissions for Metadata Collection	Public Modify Metadata Collection	
Generalization Source -> Destination	Public Add Metadata to Metadata Collection	Public Modify Metadata Collection	

Connector	Source	Target	Notes
Trace Source -> Destination	Public Modify Metadata Collection	Public Init1pm13.pm14 - Medidata	

Add Metadata to Metadata Collection

Type: UseCase
Status: Proposed. Version 1.0. Phase 1.0.
Package: Use Case Model *Keywords:*
Detail: Created on 6/9/2010. Last modified on 6/9/2010.
GUID: {F11990EC-003E-4d13-A791-01657D1DD625}

Connections

Connector	Source	Target	Notes
Trace Source -> Destination	Public Add Metadata to Metadata Collection	Public Init1pm13.pm14 - Medidata	
Generalization Source -> Destination	Public Add Metadata to Metadata Collection	Public Modify Metadata Collection	

Remove Metadata from Metadata Collection

Type: UseCase
Status: Proposed. Version 1.0. Phase 1.0.
Package: Use Case Model *Keywords:*
Detail: Created on 6/9/2010. Last modified on 6/9/2010.
GUID: {D41BA251-E76B-4357-80A4-089CC646AC28}

Connections

Connector	Source	Target	Notes
Generalization Source -> Destination	Public Remove Metadata from Metadata Collection	Public Modify Metadata Collection	
Trace Source -> Destination	Public Remove Metadata from Metadata Collection	Public Init1pm13.pm14 - Medidata	

Set Permissions for Metadata Collection

Type: **UseCase**
Status: Proposed. Version 1.0. Phase 1.0.
Package: Use Case Model *Keywords:*
Detail: Created on 6/9/2010. Last modified on 6/9/2010.
GUID: {3B09D9ED-D0D1-4fe7-885C-4F1505F87184}

Connections

Connector	Source	Target	Notes
Trace Source -> Destination	Public Set Permissions for Metadata Collection	Public Init1pm13.pm14 - Medidata	
Generalization Source -> Destination	Public Set Permissions for Metadata Collection	Public Modify Metadata Collection	

Manage Value Set Metadata

Type: **UseCase**
Status: Proposed. Version 1.0. Phase 1.0.
Package: Use Case Model *Keywords:*
Detail: Created on 6/9/2010. Last modified on 6/9/2010.
GUID: {2F332AE0-1CF7-443c-8E72-C64244575273}

Connections

Connector	Source	Target	Notes
Generalization Source -> Destination	Public Define CDE Value Set with Externally Reference Ontology	Public Manage Value Set Metadata	
Generalization Source -> Destination	Public Manage Value Set Metadata	Public Manage Metadata	
Trace Source -> Destination	Public Manage Value Set Metadata	Public Init1hm6.pm18 - CDE service to return enumerations by reference	
Trace Source -> Destination	Public Manage Value Set	Public init1hm2.pm22.U0 -	

Connector	Source	Target	Notes
	Metadata	NCI level vocabulary services for Diseases and Interventions	

Define CDE Value Set with Externally Reference Ontology

Type: UseCase
Status: Proposed. Version 1.0. Phase 1.0.
Package: Use Case Model *Keywords:*
Detail: Created on 6/9/2010. Last modified on 6/9/2010.
GUID: {49082F4A-2C48-4bdd-9CBB-5AF9FCF48EFA}

Connections

Connector	Source	Target	Notes
Generalization Source -> Destination	Public Define CDE Value Set with Externally Reference Ontology	Public Manage Value Set Metadata	
Trace Source -> Destination	Public Define CDE Value Set with Externally Reference Ontology	Public Init1hm6.pm18 - CDE service to return enumerations by reference	
Trace Source -> Destination	Public Define CDE Value Set with Externally Reference Ontology	Public init1hm2.pm22.U0 - NCI level vocabulary services for Diseases and Interventions	

Remove Metadata

Type: UseCase
Status: Proposed. Version 1.0. Phase 1.0.
Package: Use Case Model *Keywords:*
Detail: Created on 6/6/2010. Last modified on 6/6/2010.
GUID: {275562D9-76E1-4318-94D1-87D4D41485B8}

Connections

Connector	Source	Target	Notes
Generalization	Public	Public	

Connector	Source	Target	Notes
Source -> Destination	Rollback Metadata Load	Remove Metadata	
Generalization Source -> Destination	Public Remove Metadata	Public Manage Metadata	
Trace Source -> Destination	Public Remove Metadata	Public Init1pm5.pm2 - Data rollback functionality	

Rollback Metadata Load

Type: **UseCase**
Status: Proposed. Version 1.0. Phase 1.0.
Package: Use Case Model *Keywords:*
Detail: Created on 6/7/2010. Last modified on 6/7/2010.
GUID: {94D27194-EE99-4993-AD18-E611044A5219}

Connections

Connector	Source	Target	Notes
Generalization Source -> Destination	Public Rollback Metadata Load	Public Remove Metadata	
Trace Source -> Destination	Public Rollback Metadata Load	Public Init1pm5.pm2 - Data rollback functionality	

Support Triple-store Backend for Concept Services (LexEVS)

Type: **UseCase**
Status: Proposed. Version 1.0. Phase 1.0.
Package: Use Case Model *Keywords:*
Detail: Created on 6/14/2010. Last modified on 6/14/2010.
GUID: {DBBA66F1-A6A0-4c3a-AE8E-C413B9599DAC}

Connections

Connector	Source	Target	Notes
Trace Source -> Destination	Public Support Triple-store Backend for Concept Services (LexEVS)	Public Init4hm1 - RDF triple store backend for LexEVS	

Connector	Source	Target	Notes
Generalization Source -> Destination	Public Support Triple-store Backend for Concept Services (LexEVS)	Public Manage Metadata	

Manage Workflow

Type: **UseCase**
Status: Proposed. Version 1.0. Phase 1.0.
Package: Use Case Model *Keywords:*
Detail: Created on 6/6/2010. Last modified on 6/6/2010.
GUID: {07C9B9D2-ACAF-49ee-97B3-AF13ABC23EC9}

Connections

Connector	Source	Target	Notes
Trace Source -> Destination	Public Manage Workflow	Public Init1dbw6.pm8.U0 - Support caB2B to integrate services on caGrid	
Generalization Source -> Destination	Public Update Workflow	Public Manage Workflow	
Generalization Source -> Destination	Public Share Workflow	Public Manage Workflow	
Generalization Source -> Destination	Public Save Workflow	Public Manage Workflow	
Generalization Source -> Destination	Public Run Workflow	Public Manage Workflow	
Generalization Source -> Destination	Public Copy Workflow	Public Manage Workflow	
Generalization Source -> Destination	Public Provision Workflow Security	Public Manage Workflow	
Generalization Source -> Destination	Public Manage Dynamic Workflow	Public Manage Workflow	
Generalization Source -> Destination	Public Version Workflow	Public Manage Workflow	

Connector	Source	Target	Notes
Generalization Source -> Destination	Public Validate Workflow	Public Manage Workflow	
Trace Source -> Destination	Public Manage Workflow	Public Init3dbw2.pm21 - Provenance metadata to support Semantic Workflows	

Use Case diagram: Manage Workflow

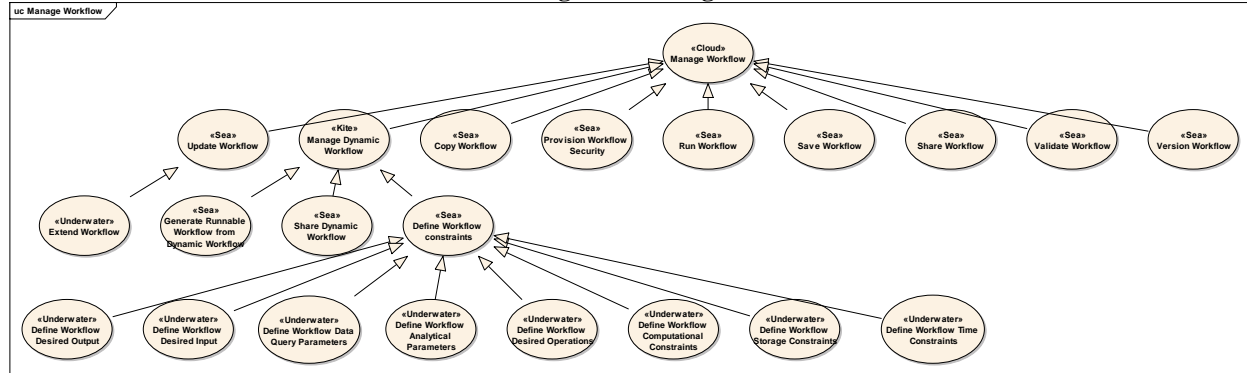


Figure: 64

Copy Workflow

Type: UseCase
Status: Proposed. Version 1.0. Phase 1.0.
Package: Use Case Model **Keywords:**
Detail: Created on 6/7/2010. Last modified on 6/7/2010.
GUID: {B28B71A9-8F1E-4d9a-AD25-6CE50B129E4F}

Connections

Connector	Source	Target	Notes
Trace Source -> Destination	Public Copy Workflow	Public Init1dbw6.pm8.U0 - Support caB2B to integrate services on caGrid	
Generalization Source -> Destination	Public Copy Workflow	Public Manage Workflow	

Manage Dynamic Workflow

Type: UseCase
Status: Proposed. Version 1.0. Phase 1.0.
Package: Use Case Model *Keywords:*
Detail: Created on 6/9/2010. Last modified on 6/9/2010.
GUID: {1EA2F90C-642E-4cf9-87E6-96088B6BABCD}

Connections

Connector	Source	Target	Notes
Generalization Source -> Destination	Public Define Workflow constraints	Public Manage Dynamic Workflow	
Generalization Source -> Destination	Public Manage Dynamic Workflow	Public Manage Workflow	
Generalization Source -> Destination	Public Generate Runnable Workflow from Dynamic Workflow	Public Manage Dynamic Workflow	
Generalization Source -> Destination	Public Share Dynamic Workflow	Public Manage Dynamic Workflow	
Trace Source -> Destination	Public Manage Dynamic Workflow	Public Init3dbw2.pm21 - Provenance metadata to support Semantic Workflows	

Define Workflow constraints

Type: UseCase
Status: Proposed. Version 1.0. Phase 1.0.
Package: Use Case Model *Keywords:*
Detail: Created on 6/9/2010. Last modified on 6/9/2010.
GUID: {A1568F2D-EC8A-48f1-B43D-57159EE3FD03}

Connections

Connector	Source	Target	Notes
Generalization Source -> Destination	Public Define Workflow Desired Output	Public Define Workflow constraints	

Connector	Source	Target	Notes
Generalization Source -> Destination	Public Define Workflow constraints	Public Manage Dynamic Workflow	
Trace Source -> Destination	Public Define Workflow constraints	Public Init3dbw2.pm21 - Provenance metadata to support Semantic Workflows	
Generalization Source -> Destination	Public Define Workflow Computational Constraints	Public Define Workflow constraints	
Generalization Source -> Destination	Public Define Workflow Desired Operations	Public Define Workflow constraints	
Generalization Source -> Destination	Public Define Workflow Time Constraints	Public Define Workflow constraints	
Generalization Source -> Destination	Public Define Workflow Storage Constraints	Public Define Workflow constraints	
Generalization Source -> Destination	Public Define Workflow Desired Input	Public Define Workflow constraints	
Generalization Source -> Destination	Public Define Workflow Analytical Parameters	Public Define Workflow constraints	
Generalization Source -> Destination	Public Define Workflow Data Query Parameters	Public Define Workflow constraints	

Define Workflow Analytical Parameters

Type: UseCase
Status: Proposed. Version 1.0. Phase 1.0.
Package: Use Case Model *Keywords:*
Detail: Created on 6/9/2010. Last modified on 6/9/2010.
GUID: {268E6DC5-6784-4d1c-B844-ED5FF0F67E93}

Connections

Connector	Source	Target	Notes
-----------	--------	--------	-------

Connector	Source	Target	Notes
Trace Source -> Destination	Public Define Workflow Analytical Parameters	Public Init3dbw2.pm21 - Provenance metadata to support Semantic Workflows	
Generalization Source -> Destination	Public Define Workflow Analytical Parameters	Public Define Workflow constraints	

Define Workflow Computational Constraints

Type: **UseCase**
Status: Proposed. Version 1.0. Phase 1.0.
Package: Use Case Model *Keywords:*
Detail: Created on 6/9/2010. Last modified on 6/9/2010.
GUID: {0128B5E2-0276-42f1-AA06-A83FB7E2E4D5}

Connections

Connector	Source	Target	Notes
Trace Source -> Destination	Public Define Workflow Computational Constraints	Public Init3dbw2.pm21 - Provenance metadata to support Semantic Workflows	
Generalization Source -> Destination	Public Define Workflow Computational Constraints	Public Define Workflow constraints	

Define Workflow Data Query Parameters

Type: **UseCase**
Status: Proposed. Version 1.0. Phase 1.0.
Package: Use Case Model *Keywords:*
Detail: Created on 6/9/2010. Last modified on 6/9/2010.
GUID: {CBA7C169-001E-4398-B425-5D32D4F9EEA1}

Connections

Connector	Source	Target	Notes
-----------	--------	--------	-------

Connector	Source	Target	Notes
Trace Source -> Destination	Public Define Workflow Data Query Parameters	Public Init3dbw2.pm21 - Provenance metadata to support Semantic Workflows	
Generalization Source -> Destination	Public Define Workflow Data Query Parameters	Public Define Workflow constraints	

Define Workflow Desired Input

Type: **UseCase**
Status: Proposed. Version 1.0. Phase 1.0.
Package: Use Case Model *Keywords:*
Detail: Created on 6/9/2010. Last modified on 6/9/2010.
GUID: {B4E627E5-1778-408a-993E-213AE692BD6C}

Connections

Connector	Source	Target	Notes
Trace Source -> Destination	Public Define Workflow Desired Input	Public Init3dbw2.pm21 - Provenance metadata to support Semantic Workflows	
Generalization Source -> Destination	Public Define Workflow Desired Input	Public Define Workflow constraints	

Define Workflow Desired Operations

Type: **UseCase**
Status: Proposed. Version 1.0. Phase 1.0.
Package: Use Case Model *Keywords:*
Detail: Created on 6/9/2010. Last modified on 6/9/2010.
GUID: {FD3BA7CA-EA96-4bf5-818F-5296542831A1}

Connections

Connector	Source	Target	Notes
Trace	Public	Public	

Connector	Source	Target	Notes
Source -> Destination	Define Workflow Desired Operations	Init3dbw2.pm21 - Provenance metadata to support Semantic Workflows	
Generalization Source -> Destination	Public Define Workflow Desired Operations	Public Define Workflow constraints	

Define Workflow Desired Output

Type: UseCase
Status: Proposed. Version 1.0. Phase 1.0.
Package: Use Case Model *Keywords:*
Detail: Created on 6/9/2010. Last modified on 6/9/2010.
GUID: {FE645C1B-102A-41e4-A589-1A5AA5EF6183}

Connections

Connector	Source	Target	Notes
Generalization Source -> Destination	Public Define Workflow Desired Output	Public Define Workflow constraints	
Trace Source -> Destination	Public Define Workflow Desired Output	Public Init3dbw2.pm21 - Provenance metadata to support Semantic Workflows	

Define Workflow Storage Constraints

Type: UseCase
Status: Proposed. Version 1.0. Phase 1.0.
Package: Use Case Model *Keywords:*
Detail: Created on 6/9/2010. Last modified on 6/9/2010.
GUID: {319D2A74-6549-4ab9-8129-EEE78A0284AB}

Connections

Connector	Source	Target	Notes
Trace Source -> Destination	Public Define Workflow	Public Init3dbw2.pm21 -	

Connector	Source	Target	Notes
	Storage Constraints	Provenance metadata to support Semantic Workflows	
Generalization Source -> Destination	Public Define Workflow Storage Constraints	Public Define Workflow constraints	

Define Workflow Time Constraints

Type: UseCase
Status: Proposed. Version 1.0. Phase 1.0.
Package: Use Case Model *Keywords:*
Detail: Created on 6/9/2010. Last modified on 6/9/2010.
GUID: {5AA60113-33AA-4dc2-9819-13FD0C09936C}

Connections

Connector	Source	Target	Notes
Trace Source -> Destination	Public Define Workflow Time Constraints	Public Init3dbw2.pm21 - Provenance metadata to support Semantic Workflows	
Generalization Source -> Destination	Public Define Workflow Time Constraints	Public Define Workflow constraints	

Generate Runnable Workflow from Dynamic Workflow

Type: UseCase
Status: Proposed. Version 1.0. Phase 1.0.
Package: Use Case Model *Keywords:*
Detail: Created on 6/9/2010. Last modified on 6/9/2010.
GUID: {E19E9D2A-5D09-4ed7-B894-BA28DA0CBBA0}

Connections

Connector	Source	Target	Notes
Generalization Source -> Destination	Public Generate Runnable Workflow from Dynamic Workflow	Public Manage Dynamic Workflow	

Connector	Source	Target	Notes
Trace Source -> Destination	Public Generate Runnable Workflow from Dynamic Workflow	Public Init3dbw2.pm21 - Provenance metadata to support Semantic Workflows	

Share Dynamic Workflow

Type: **UseCase**
 Status: Proposed. Version 1.0. Phase 1.0.
 Package: Use Case Model *Keywords:*
 Detail: Created on 6/9/2010. Last modified on 6/9/2010.
 GUID: {C224899B-4EE1-49c9-B40B-5D61AFBC7F23}

Connections

Connector	Source	Target	Notes
Trace Source -> Destination	Public Share Dynamic Workflow	Public Init3dbw2.pm21 - Provenance metadata to support Semantic Workflows	
Generalization Source -> Destination	Public Share Dynamic Workflow	Public Manage Dynamic Workflow	

Provision Workflow Security

Type: **UseCase**
 Status: Proposed. Version 1.0. Phase 1.0.
 Package: Use Case Model *Keywords:*
 Detail: Created on 6/7/2010. Last modified on 6/7/2010.
 GUID: {9AE020E7-B155-4d7d-8703-D0A7492ADE53}

Connections

Connector	Source	Target	Notes
Trace Source -> Destination	Public Provision Workflow Security	Public Init1dbw6.pm8.U0 - Support caB2B to integrate services on	

Connector	Source	Target	Notes
		caGrid	
Generalization Source -> Destination	Public Provision Workflow Security	Public Manage Workflow	

Run Workflow

Type: **UseCase**
 Status: Proposed. Version 1.0. Phase 1.0.
 Package: Use Case Model *Keywords:*
 Detail: Created on 6/7/2010. Last modified on 6/7/2010.
 GUID: {C7B4ABEF-2C71-4dcb-B4BE-D88D147F6D5F}

Connections

Connector	Source	Target	Notes
Trace Source -> Destination	Public Run Workflow	Public Init1dbw6.pm8.U0 - Support caB2B to integrate services on caGrid	
Generalization Source -> Destination	Public Run Workflow	Public Manage Workflow	
Trace Source -> Destination	Public Run Workflow	Public Init3dbw2.pm21 - Provenance metadata to support Semantic Workflows	

Save Workflow

Type: **UseCase**
 Status: Proposed. Version 1.0. Phase 1.0.
 Package: Use Case Model *Keywords:*
 Detail: Created on 6/7/2010. Last modified on 6/7/2010.
 GUID: {BE75A2F4-3C26-41d4-B52D-0B46D27180BD}

Connections

Connector	Source	Target	Notes
-----------	--------	--------	-------

Connector	Source	Target	Notes
Trace Source -> Destination	Public Save Workflow	Public Init1dbw6.pm8.U0 - Support caB2B to integrate services on caGrid	
Generalization Source -> Destination	Public Save Workflow	Public Manage Workflow	

Share Workflow

Type: UseCase
Status: Proposed. Version 1.0. Phase 1.0.
Package: Use Case Model *Keywords:*
Detail: Created on 6/7/2010. Last modified on 6/7/2010.
GUID: {33571740-D7D5-4095-A2D3-AC5D0699DFB6}

Connections

Connector	Source	Target	Notes
Trace Source -> Destination	Public Share Workflow	Public Init1dbw6.pm8.U0 - Support caB2B to integrate services on caGrid	
Generalization Source -> Destination	Public Share Workflow	Public Manage Workflow	
Trace Source -> Destination	Public Share Workflow	Public Init3dbw2.pm21 - Provenance metadata to support Semantic Workflows	

Update Workflow

Type: UseCase
Status: Proposed. Version 1.0. Phase 1.0.
Package: Use Case Model *Keywords:*
Detail: Created on 6/7/2010. Last modified on 6/7/2010.
GUID: {544EB849-A16E-41e4-99E7-C4AE5F6E5264}

Connections

Connector	Source	Target	Notes
Trace Source -> Destination	Public Update Workflow	Public Init1dbw6.pm8.U0 - Support caB2B to integrate services on caGrid	
Generalization Source -> Destination	Public Update Workflow	Public Manage Workflow	
Generalization Source -> Destination	Public Extend Workflow	Public Update Workflow	

Extend Workflow

Type: **UseCase**
Status: Proposed. Version 1.0. Phase 1.0.
Package: Use Case Model *Keywords:*
Detail: Created on 6/7/2010. Last modified on 6/7/2010.
GUID: {C941BA70-1FEE-4a74-9735-292F19122A81}

Connections

Connector	Source	Target	Notes
Trace Source -> Destination	Public Extend Workflow	Public Init1dbw6.pm8.U0 - Support caB2B to integrate services on caGrid	
Generalization Source -> Destination	Public Extend Workflow	Public Update Workflow	

Validate Workflow

Type: **UseCase**
Status: Proposed. Version 1.0. Phase 1.0.
Package: Use Case Model *Keywords:*
Detail: Created on 6/9/2010. Last modified on 6/9/2010.
GUID: {777FA278-BAA5-4051-9479-DE9DA7338D27}

Connections

Connector	Source	Target	Notes
Generalization Source -> Destination	Public Validate Workflow	Public Manage Workflow	
Trace Source -> Destination	Public Validate Workflow	Public Init3dbw2.pm21 - Provenance metadata to support Semantic Workflows	

Version Workflow

Type: **UseCase**
Status: Proposed. Version 1.0. Phase 1.0.
Package: Use Case Model *Keywords:*
Detail: Created on 6/9/2010. Last modified on 6/9/2010.
GUID: {552C1B45-4FC4-42a5-8D0B-6440C4017B09}

Connections

Connector	Source	Target	Notes
Generalization Source -> Destination	Public Version Workflow	Public Manage Workflow	
Trace Source -> Destination	Public Version Workflow	Public Init3dbw2.pm21 - Provenance metadata to support Semantic Workflows	

Model Metadata

Type: **UseCase**
Status: Proposed. Version 1.0. Phase 1.0.
Package: Use Case Model *Keywords:*
Detail: Created on 6/6/2010. Last modified on 6/6/2010.
GUID: {FEF2ABCA-BC40-4956-8056-D23AF7E30536}

Connections

Connector	Source	Target	Notes
Trace Source -> Destination	Public Model Metadata	Public Init1bes4.pm10.U0 - SIW Enhancement	

Connector	Source	Target	Notes
<u>Generalization</u> Source -> Destination	Public Create Analysis Model	Public Model Metadata	
<u>Generalization</u> Source -> Destination	Public Derive Implementation Model	Public Model Metadata	
<u>Generalization</u> Source -> Destination	Public Model Analytical Provenance	Public Model Metadata	
<u>Generalization</u> Source -> Destination	Public Model Algorithm Metadata	Public Model Metadata	
<u>Generalization</u> Source -> Destination	Public Model Metadata Dynamically in Local Data Collection Tool	Public Model Metadata	
<u>Generalization</u> Source -> Destination	Public Localize Datatypes	Public Model Metadata	
<u>Generalization</u> Source -> Destination	Public Update Model Semantics	Public Model Metadata	
<u>Generalization</u> Source -> Destination	Public Model Research Methodology	Public Model Metadata	
<u>Trace</u> Source -> Destination	Public Model Metadata	Public Init1hm2.pm6 - Reuse or create new data elements at runtime	
<u>Trace</u> Source -> Destination	Public Model Metadata	Public Init6pm23.pm5 - Brain Tumor in silico study - Pathology and Radiology data models	
<u>Trace</u> Source -> Destination	Public Model Metadata	Public Init1pm11.pm3 - LS DAM refinement and utilization	
<u>Trace</u> Source -> Destination	Public Model Metadata	Public Init3dbw2.pm21 - Provenance metadata to support Semantic Workflows	

Connector	Source	Target	Notes
Trace Source -> Destination	Public Model Metadata	Public Init1pm16.pm4 - 21090 Datatype Support	

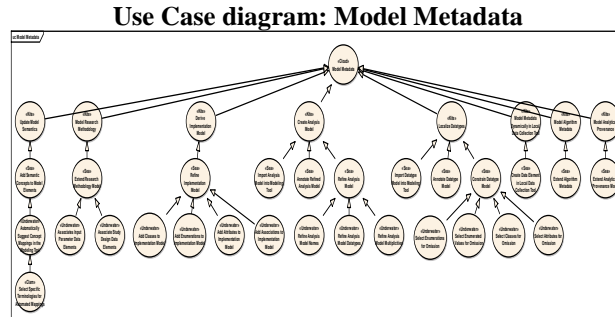


Figure: 65

Create Analysis Model

Type: **UseCase**
 Status: Proposed. Version 1.0. Phase 1.0.
 Package: Use Case Model **Keywords:**
 Detail: Created on 6/7/2010. Last modified on 6/7/2010.
 GUID: {DECC82AD-BA37-46ac-AAcd-73498E3E5433}

Connections

Connector	Source	Target	Notes
Generalization Source -> Destination	Public Create Analysis Model	Public Model Metadata	
Generalization Source -> Destination	Public Annotate Refined Analysis Model	Public Create Analysis Model	
Generalization Source -> Destination	Public Import Analysis Model into Modeling Tool	Public Create Analysis Model	
Generalization Source -> Destination	Public Refine Analysis Model	Public Create Analysis Model	
Trace Source -> Destination	Public Create Analysis Model	Public Init1pm11.pm3 - LS DAM refinement and utilization	

Annotate Refined Analysis Model

Type: UseCase
Status: Proposed. Version 1.0. Phase 1.0.
Package: Use Case Model *Keywords:*
Detail: Created on 6/7/2010. Last modified on 6/7/2010.
GUID: {DD86FCA1-BDB9-4c4f-901F-B2DFB45E6E24}

Connections

Connector	Source	Target	Notes
Generalization Source -> Destination	Public Annotate Refined Analysis Model	Public Create Analysis Model	
Trace Source -> Destination	Public Annotate Refined Analysis Model	Public Init1pm11.pm3 - LS DAM refinement and utilization	

Import Analysis Model into Modeling Tool

Type: UseCase
Status: Proposed. Version 1.0. Phase 1.0.
Package: Use Case Model *Keywords:*
Detail: Created on 6/7/2010. Last modified on 6/7/2010.
GUID: {5D353207-7112-4c08-926C-9F0C01976ECF}

Connections

Connector	Source	Target	Notes
Generalization Source -> Destination	Public Import Analysis Model into Modeling Tool	Public Create Analysis Model	
Trace Source -> Destination	Public Import Analysis Model into Modeling Tool	Public Init1pm11.pm3 - LS DAM refinement and utilization	

Refine Analysis Model

Type: UseCase

Status: Proposed. Version 1.0. Phase 1.0.
Package: Use Case Model *Keywords:*
Detail: Created on 6/7/2010. Last modified on 6/7/2010.
GUID: {706165F9-4C7C-4871-AD57-8B3E25195039}

Connections

Connector	Source	Target	Notes
<u>Generalization</u> Source -> Destination	Public Refine Analysis Model Multiplicities	Public Refine Analysis Model	
<u>Generalization</u> Source -> Destination	Public Refine Analysis Model Datatypes	Public Refine Analysis Model	
<u>Generalization</u> Source -> Destination	Public Refine Analysis Model Names	Public Refine Analysis Model	
<u>Generalization</u> Source -> Destination	Public Refine Analysis Model	Public Create Analysis Model	
<u>Trace</u> Source -> Destination	Public Refine Analysis Model	Public Init1pm11.pm3 - LS DAM refinement and utilization	

Refine Analysis Model Datatypes

Type: **UseCase**
Status: Proposed. Version 1.0. Phase 1.0.
Package: Use Case Model *Keywords:*
Detail: Created on 6/7/2010. Last modified on 6/7/2010.
GUID: {9C3B5E42-41D7-4559-969F-05B7638644FC}

Connections

Connector	Source	Target	Notes
<u>Generalization</u> Source -> Destination	Public Refine Analysis Model Datatypes	Public Refine Analysis Model	
<u>Trace</u> Source -> Destination	Public Refine Analysis Model Datatypes	Public Init1pm11.pm3 - LS DAM refinement and utilization	

Refine Analysis Model Multiplicities

Type: **UseCase**
Status: Proposed. Version 1.0. Phase 1.0.
Package: Use Case Model *Keywords:*
Detail: Created on 6/7/2010. Last modified on 6/7/2010.
GUID: {AAC17177-7C0A-4b5f-9C7A-06F38009FFAF}

Connections

Connector	Source	Target	Notes
Generalization Source -> Destination	Public Refine Analysis Model Multiplicities	Public Refine Analysis Model	
Trace Source -> Destination	Public Refine Analysis Model Multiplicities	Public Init1pm11.pm3 - LS DAM refinement and utilization	

Refine Analysis Model Names

Type: **UseCase**
Status: Proposed. Version 1.0. Phase 1.0.
Package: Use Case Model *Keywords:*
Detail: Created on 6/7/2010. Last modified on 6/7/2010.
GUID: {DD1ACCCD-CB37-4eb2-AC8C-E610B05C30EB}

Connections

Connector	Source	Target	Notes
Generalization Source -> Destination	Public Refine Analysis Model Names	Public Refine Analysis Model	
Trace Source -> Destination	Public Refine Analysis Model Names	Public Init1pm11.pm3 - LS DAM refinement and utilization	

Derive Implementation Model

Type: UseCase
Status: Proposed. Version 1.0. Phase 1.0.
Package: Use Case Model *Keywords:*
Detail: Created on 6/7/2010. Last modified on 6/7/2010.
GUID: {EED65354-23D5-44c2-A597-8F7B5280FD5D}

Connections

Connector	Source	Target	Notes
<u>Generalization</u> Source -> Destination	Public Derive Implementation Model	Public Model Metadata	
<u>Trace</u> Source -> Destination	Public Derive Implementation Model	Public Init1pm11.pm3 - LS DAM refinement and utilization	
<u>Generalization</u> Source -> Destination	Public Refine Implementation Model	Public Derive Implementation Model	

Refine Implementation Model

Type: UseCase
Status: Proposed. Version 1.0. Phase 1.0.
Package: Use Case Model *Keywords:*
Detail: Created on 6/7/2010. Last modified on 6/7/2010.
GUID: {AD9753B5-13B2-4e2c-BDE8-1B65C2518E69}

Connections

Connector	Source	Target	Notes
<u>Trace</u> Source -> Destination	Public Refine Implementation Model	Public Init1pm11.pm3 - LS DAM refinement and utilization	
<u>Generalization</u> Source -> Destination	Public Refine Implementation Model	Public Derive Implementation Model	
<u>Generalization</u> Source -> Destination	Public Add Classes to Implementation Model	Public Refine Implementation Model	
<u>Generalization</u> Source -> Destination	Public Add Enumerations to	Public Refine Implementation	

Connector	Source	Target	Notes
	Implementation Model	Model	
Generalization Source -> Destination	Public Add Attributes to Implementation Model	Public Refine Implementation Model	
Generalization Source -> Destination	Public Add Associations to Implementation Model	Public Refine Implementation Model	

Add Associations to Implementation Model

Type: **UseCase**
Status: Proposed. Version 1.0. Phase 1.0.
Package: Use Case Model **Keywords:**
Detail: Created on 6/7/2010. Last modified on 6/7/2010.
GUID: {4874BA5B-D6B7-42de-8876-B1AEB2C40A6E}

Connections

Connector	Source	Target	Notes
Trace Source -> Destination	Public Add Associations to Implementation Model	Public Init1pm11.pm3 - LS DAM refinement and utilization	
Generalization Source -> Destination	Public Add Associations to Implementation Model	Public Refine Implementation Model	

Add Attributes to Implementation Model

Type: **UseCase**
Status: Proposed. Version 1.0. Phase 1.0.
Package: Use Case Model **Keywords:**
Detail: Created on 6/7/2010. Last modified on 6/7/2010.
GUID: {47AE6877-5450-4a6a-BBAA-B4C353C62AE8}

Connections

Connector	Source	Target	Notes
Trace Source -> Destination	Public Add Attributes to Implementation Model	Public Init1pm11.pm3 - LS DAM refinement and	

Connector	Source	Target	Notes
		utilization	
Generalization Source -> Destination	Public Add Attributes to Implementation Model	Public Refine Implementation Model	

Add Classes to Implementation Model

Type: **UseCase**
 Status: Proposed. Version 1.0. Phase 1.0.
 Package: Use Case Model *Keywords:*
 Detail: Created on 6/7/2010. Last modified on 6/7/2010.
 GUID: {091106CA-58CC-4733-A64D-3B22E3408D04}

Connections

Connector	Source	Target	Notes
Trace Source -> Destination	Public Add Classes to Implementation Model	Public Init1pm11.pm3 - LS DAM refinement and utilization	
Generalization Source -> Destination	Public Add Classes to Implementation Model	Public Refine Implementation Model	

Add Enumerations to Implementation Model

Type: **UseCase**
 Status: Proposed. Version 1.0. Phase 1.0.
 Package: Use Case Model *Keywords:*
 Detail: Created on 6/7/2010. Last modified on 6/7/2010.
 GUID: {61C1E61A-2506-4f19-A845-F3CB9DCE2438}

Connections

Connector	Source	Target	Notes
Generalization Source -> Destination	Public Add Enumerations to Implementation Model	Public Refine Implementation Model	
Trace Source -> Destination	Public Add Enumerations to	Public Init1pm11.pm3 - LS	

Connector	Source	Target	Notes
	Implementation Model	DAM refinement and utilization	

Localize Datatypes

Type: UseCase
Status: Proposed. Version 1.0. Phase 1.0.
Package: Use Case Model *Keywords:*
Detail: Created on 6/7/2010. Last modified on 6/7/2010.
GUID: {674B8F9A-59A6-4729-815E-F2EE7263D29C}

Connections

Connector	Source	Target	Notes
<u>Generalization</u> Source -> Destination	Public Annotate Datatype Model	Public Localize Datatypes	
<u>Generalization</u> Source -> Destination	Public Localize Datatypes	Public Model Metadata	
<u>Generalization</u> Source -> Destination	Public Constrain Datatype Model	Public Localize Datatypes	
<u>Generalization</u> Source -> Destination	Public Import Datatype Model into Modeling Tool	Public Localize Datatypes	
<u>Trace</u> Source -> Destination	Public Localize Datatypes	Public Init1pm16.pm4 - 21090 Datatype Support	

Sequence diagram: Localize

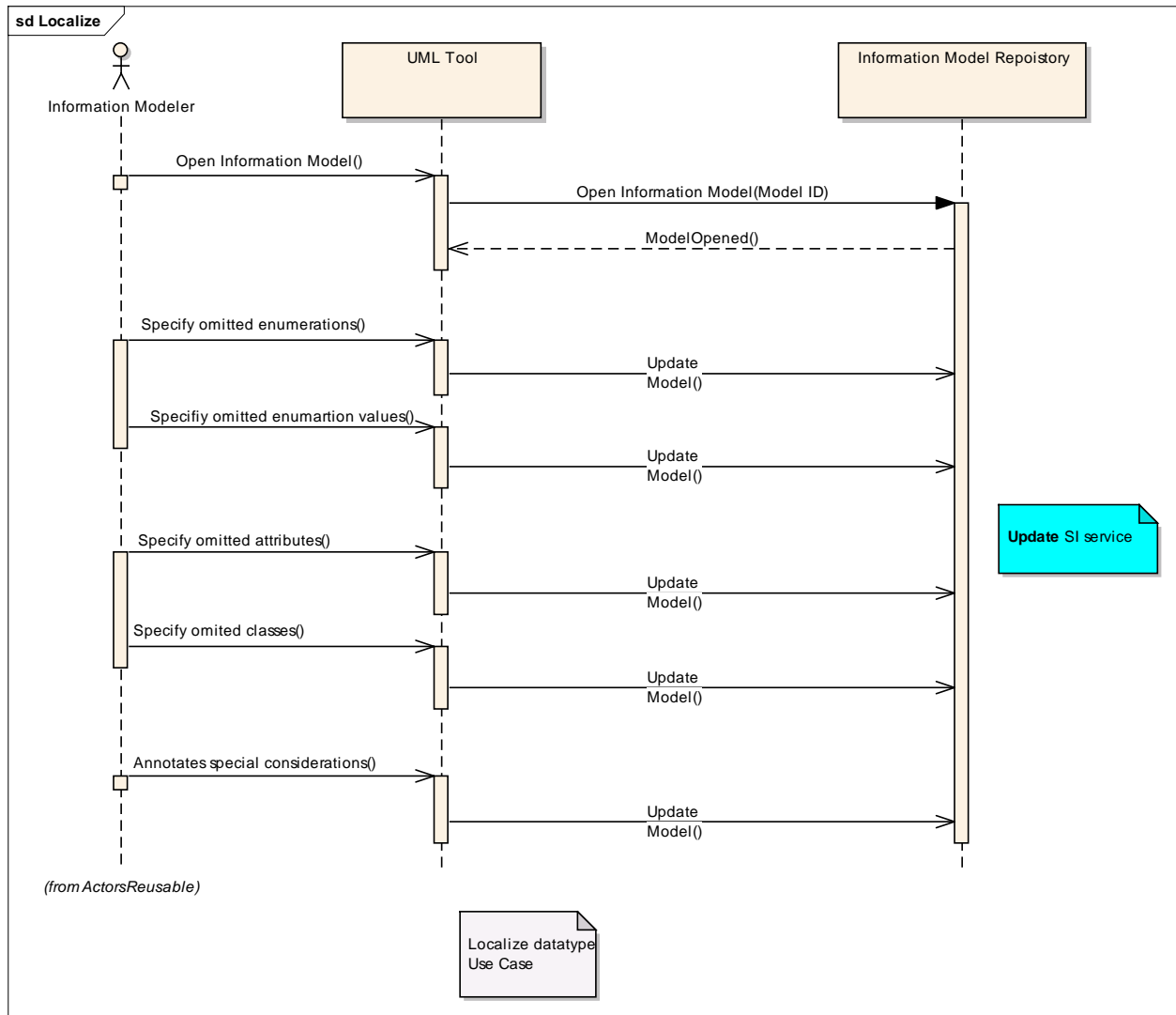


Figure: 66

Annotate Datatype Model

Type: UseCase
Status: Proposed. Version 1.0. Phase 1.0.
Package: Use Case Model *Keywords:*
Detail: Created on 6/7/2010. Last modified on 6/7/2010.
GUID: {7B116DCC-D3F1-47a6-8FC8-A45AC2811E62}

Connections

Connector	Source	Target	Notes
Generalization	Public	Public	

Connector	Source	Target	Notes
Source -> Destination	Annotate Datatype Model	Localize Datatypes	
Trace Source -> Destination	Public Annotate Datatype Model	Public Init1pm16.pm4 - 21090 Datatype Support	

Constrain Datatype Model

Type: UseCase
Status: Proposed. Version 1.0. Phase 1.0.
Package: Use Case Model *Keywords:*
Detail: Created on 6/7/2010. Last modified on 6/10/2010.
GUID: {2401519C-6EA1-4832-A5E3-F7247E26B9DE}

Connections

Connector	Source	Target	Notes
Generalization Source -> Destination	Public Select Enumerated Values for Omission	Public Constrain Datatype Model	
Generalization Source -> Destination	Public Select Attributes for Omission	Public Constrain Datatype Model	
Generalization Source -> Destination	Public Constrain Datatype Model	Public Localize Datatypes	
Generalization Source -> Destination	Public Select Classes for Omission	Public Constrain Datatype Model	
Generalization Source -> Destination	Public Select Enumerations for Omission	Public Constrain Datatype Model	
Trace Source -> Destination	Public Constrain Datatype Model	Public Init1pm16.pm4 - 21090 Datatype Support	

Select Attributes for Omission

Type: UseCase
Status: Proposed. Version 1.0. Phase 1.0.
Package: Use Case Model *Keywords:*
Detail: Created on 6/7/2010. Last modified on 6/10/2010.

GUID: {51B4AA65-6EA0-4eb8-9672-820F8BB00C95}

Connections

Connector	Source	Target	Notes
Generalization Source -> Destination	Public Select Attributes for Omission	Public Constrain Datatype Model	

Select Classes for Omission

Type: UseCase
Status: Proposed. Version 1.0. Phase 1.0.
Package: Use Case Model **Keywords:**
Detail: Created on 6/7/2010. Last modified on 6/10/2010.
GUID: {D4A1D5B9-08B6-4ca8-ABBC-CDC7C43F202A}

Connections

Connector	Source	Target	Notes
Generalization Source -> Destination	Public Select Classes for Omission	Public Constrain Datatype Model	

Select Enumerated Values for Omission

Type: UseCase
Status: Proposed. Version 1.0. Phase 1.0.
Package: Use Case Model **Keywords:**
Detail: Created on 6/7/2010. Last modified on 6/10/2010.
GUID: {C921602A-F5ED-4b9e-B5DA-91B67461CFF0}

Connections

Connector	Source	Target	Notes
Generalization Source -> Destination	Public Select Enumerated Values for Omission	Public Constrain Datatype Model	

Select Enumerations for Omission

Type: **UseCase**
Status: Proposed. Version 1.0. Phase 1.0.
Package: Use Case Model *Keywords:*
Detail: Created on 6/7/2010. Last modified on 6/10/2010.
GUID: {C72C438D-29DB-4eb5-90A4-6B2C1FF2A467}

Connections

Connector	Source	Target	Notes
Generalization Source -> Destination	Public Select Enumerations for Omission	Public Constrain Datatype Model	

Import Datatype Model into Modeling Tool

Type: **UseCase**
Status: Proposed. Version 1.0. Phase 1.0.
Package: Use Case Model *Keywords:*
Detail: Created on 6/9/2010. Last modified on 6/9/2010.
GUID: {DD30B1FC-7043-4de7-B0EA-6408E4B2DA20}

Connections

Connector	Source	Target	Notes
Generalization Source -> Destination	Public Import Datatype Model into Modeling Tool	Public Localize Datatypes	
Trace Source -> Destination	Public Import Datatype Model into Modeling Tool	Public Init1pm16.pm4 - 21090 Datatype Support	

Sequence diagram: Import

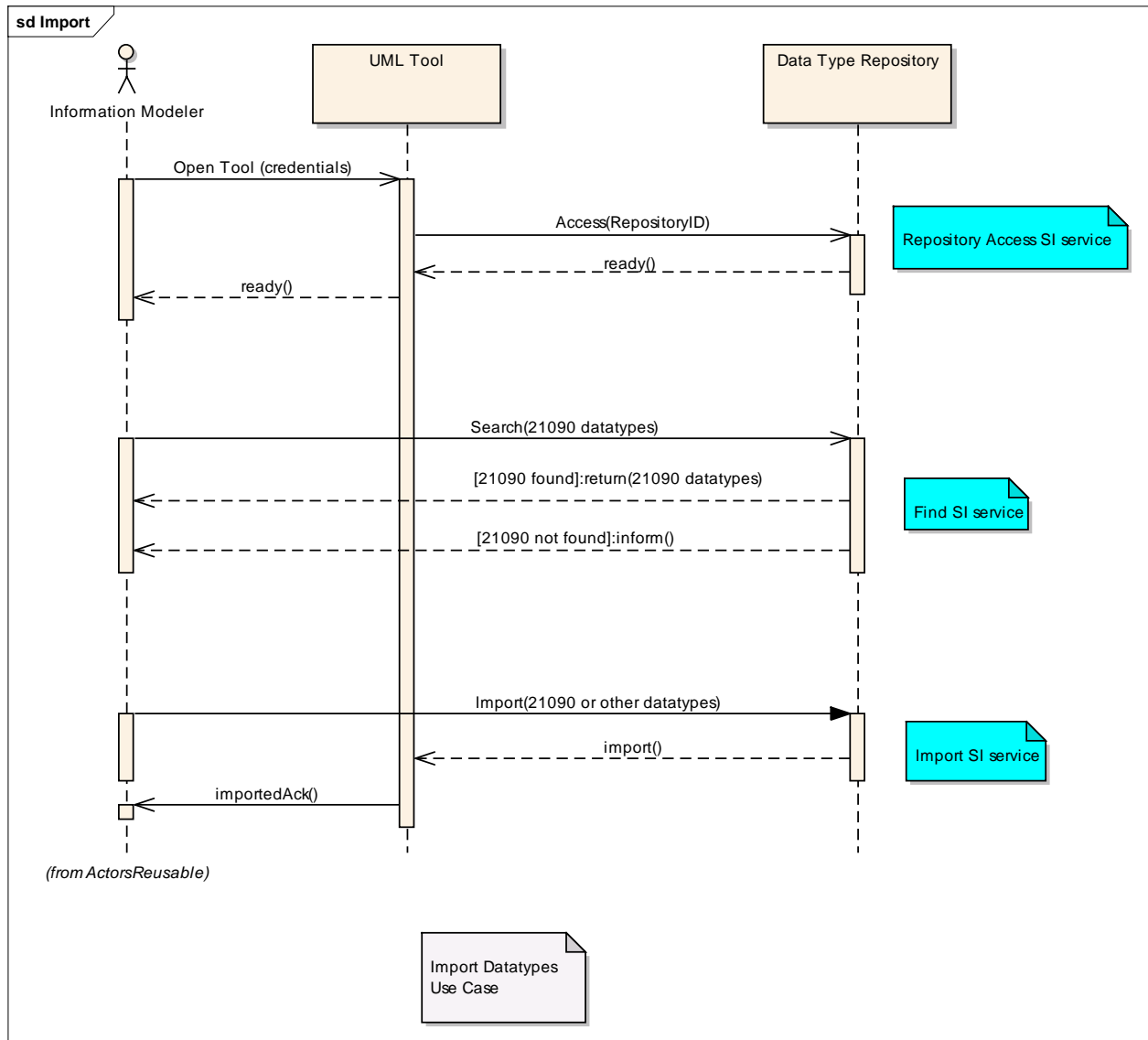


Figure: 67

Model Algorithm Metadata

Type: UseCase
Status: Proposed. Version 1.0. Phase 1.0.
Package: Use Case Model *Keywords:*
Detail: Created on 6/7/2010. Last modified on 6/7/2010.
GUID: {DD4585E6-37BF-40f6-84C0-E137B7C1EDB1}

Connections

Connector	Source	Target	Notes
Generalization Source -> Destination	Public Model Algorithm Metadata	Public Model Metadata	
Generalization Source -> Destination	Public Extend Algorithm Metadata	Public Model Algorithm Metadata	
Trace Source -> Destination	Public Model Algorithm Metadata	Public Init6pm23.pm5 - Brain Tumor in silico study - Pathology and Radiology data models	
Trace Source -> Destination	Public Model Algorithm Metadata	Public Init3dbw2.pm21 - Provenance metadata to support Semantic Workflows	

Extend Algorithm Metadata

Type: **UseCase**
Status: Proposed. Version 1.0. Phase 1.0.
Package: Use Case Model *Keywords:*
Detail: Created on 6/7/2010. Last modified on 6/7/2010.
GUID: {2C8785BE-A618-4eb4-9ED3-32CBA3116FD0}

Connections

Connector	Source	Target	Notes
Generalization Source -> Destination	Public Extend Algorithm Metadata	Public Model Algorithm Metadata	
Trace Source -> Destination	Public Extend Algorithm Metadata	Public Init6pm23.pm5 - Brain Tumor in silico study - Pathology and Radiology data models	
Trace Source -> Destination	Public Extend Algorithm Metadata	Public Init3dbw2.pm21 - Provenance metadata to support Semantic Workflows	

Model Analytical Provenance

Type: UseCase
Status: Proposed. Version 1.0. Phase 1.0.
Package: Use Case Model *Keywords:*
Detail: Created on 6/7/2010. Last modified on 6/7/2010.
GUID: {E0002747-B5A2-4af3-8112-8287D2FBD786}

Connections

Connector	Source	Target	Notes
Generalization Source -> Destination	Public Model Analytical Provenance	Public Model Metadata	
Generalization Source -> Destination	Public Extend Analytical Provenance Model	Public Model Analytical Provenance	
Trace Source -> Destination	Public Model Analytical Provenance	Public Init6pm23.pm5 - Brain Tumor in silico study - Pathology and Radiology data models	
Trace Source -> Destination	Public Model Analytical Provenance	Public Init3dbw2.pm21 - Provenance metadata to support Semantic Workflows	

Extend Analytical Provenance Model

Type: UseCase
Status: Proposed. Version 1.0. Phase 1.0.
Package: Use Case Model *Keywords:*
Detail: Created on 6/7/2010. Last modified on 6/7/2010.
GUID: {1E666BCD-8A06-420b-9F92-1E907C6D181F}

Connections

Connector	Source	Target	Notes
Generalization Source -> Destination	Public Extend Analytical Provenance Model	Public Model Analytical Provenance	
Trace Source -> Destination	Public Extend Analytical Provenance Model	Public Init6pm23.pm5 - Brain Tumor in silico study -	

Connector	Source	Target	Notes
		Pathology and Radiology data models	
Trace Source -> Destination	Public Extend Analytical Provenance Model	Public Init3dbw2.pm21 - Provenance metadata to support Semantic Workflows	

Model Metadata Dynamically in Local Data Collection Tool

Type: UseCase
Status: Proposed. Version 1.0. Phase 1.0.
Package: Use Case Model *Keywords:*
Detail: Created on 6/7/2010. Last modified on 6/7/2010.
GUID: {3F2EB5E9-4677-4cff-AB50-694737E0D2E5}

Connections

Connector	Source	Target	Notes
Trace Source -> Destination	Public Model Metadata Dynamically in Local Data Collection Tool	Public Init1hm2.pm6 - Reuse or create new data elements at runtime	
Generalization Source -> Destination	Public Model Metadata Dynamically in Local Data Collection Tool	Public Model Metadata	
Generalization Source -> Destination	Public Create Data Element in Local Data Collection Tool	Public Model Metadata Dynamically in Local Data Collection Tool	

Create Data Element in Local Data Collection Tool

Type: UseCase
Status: Proposed. Version 1.0. Phase 1.0.
Package: Use Case Model *Keywords:*
Detail: Created on 6/7/2010. Last modified on 6/7/2010.
GUID: {82E27460-8144-412d-A4FE-4755D4CF326D}

Connections

Connector	Source	Target	Notes
Trace Source -> Destination	Public Create Data Element in Local Data Collection Tool	Public Init1hm2.pm6 - Reuse or create new data elements at runtime	
Generalization Source -> Destination	Public Create Data Element in Local Data Collection Tool	Public Model Metadata Dynamically in Local Data Collection Tool	

Model Research Methodology

Type: **UseCase**
 Status: Proposed. Version 1.0. Phase 1.0.
 Package: Use Case Model *Keywords:*
 Detail: Created on 6/7/2010. Last modified on 6/7/2010.
 GUID: {EB5BB11D-8D9D-4d4a-BD8D-3F29061F3EC3}

Connections

Connector	Source	Target	Notes
Generalization Source -> Destination	Public Extend Research Methodology Model	Public Model Research Methodology	
Generalization Source -> Destination	Public Model Research Methodology	Public Model Metadata	
Trace Source -> Destination	Public Model Research Methodology	Public Init6pm23.pm5 - Brain Tumor in silico study - Pathology and Radiology data models	
Trace Source -> Destination	Public Model Research Methodology	Public Init3dbw2.pm21 - Provenance metadata to support Semantic Workflows	

Extend Research Methodology Model

Type: **UseCase**
 Status: Proposed. Version 1.0. Phase 1.0.
 Package: Use Case Model *Keywords:*
 Detail: Created on 6/7/2010. Last modified on 6/7/2010.

GUID: {417D9542-6EF8-46fa-A008-59CE569CCEDB}

Connections

Connector	Source	Target	Notes
Generalization Source -> Destination	Public Extend Research Methodology Model	Public Model Research Methodology	
Generalization Source -> Destination	Public Associate Study Design Data Elements	Public Extend Research Methodology Model	
Generalization Source -> Destination	Public Associates Input Parameter Data Elements	Public Extend Research Methodology Model	
Trace Source -> Destination	Public Extend Research Methodology Model	Public Init6pm23.pm5 - Brain Tumor in silico study - Pathology and Radiology data models	
Trace Source -> Destination	Public Extend Research Methodology Model	Public Init3dbw2.pm21 - Provenance metadata to support Semantic Workflows	

Associate Study Design Data Elements

Type: **UseCase**
Status: Proposed. Version 1.0. Phase 1.0.
Package: Use Case Model **Keywords:**
Detail: Created on 6/7/2010. Last modified on 6/7/2010.
GUID: {4FD9E213-6B3E-4d7d-88F4-814551916F5E}

Connections

Connector	Source	Target	Notes
Generalization Source -> Destination	Public Associate Study Design Data Elements	Public Extend Research Methodology Model	
Trace Source -> Destination	Public Associate Study Design Data Elements	Public Init6pm23.pm5 - Brain Tumor in silico study -	

Connector	Source	Target	Notes
		Pathology and Radiology data models	
Trace Source -> Destination	Public Associate Study Design Data Elements	Public Init3dbw2.pm21 - Provenance metadata to support Semantic Workflows	

Associates Input Parameter Data Elements

Type: **UseCase**
Status: Proposed. Version 1.0. Phase 1.0.
Package: Use Case Model **Keywords:**
Detail: Created on 6/7/2010. Last modified on 6/7/2010.
GUID: {7492B8EB-92FD-4026-A97F-EE9F87CBA7B6}

Connections

Connector	Source	Target	Notes
Generalization Source -> Destination	Public Associates Input Parameter Data Elements	Public Extend Research Methodology Model	
Trace Source -> Destination	Public Associates Input Parameter Data Elements	Public Init6pm23.pm5 - Brain Tumor in silico study - Pathology and Radiology data models	
Trace Source -> Destination	Public Associates Input Parameter Data Elements	Public Init3dbw2.pm21 - Provenance metadata to support Semantic Workflows	

Update Model Semantics

Type: **UseCase**
Status: Proposed. Version 1.0. Phase 1.0.
Package: Use Case Model **Keywords:**
Detail: Created on 6/7/2010. Last modified on 6/7/2010.
GUID: {97AF4E7E-7325-4ba2-8D04-2324ECB11D2B}

Connections

Connector	Source	Target	Notes
<u>Trace</u> Source -> Destination	Public Update Model Semantics	Public Init1bes4.pm10.U0 - SIW Enhancement	
<u>Trace</u> Source -> Destination	Public Update Model Semantics	Public Init1pm1.pm1 - ICR IRWG Requirements - Model Loading	
<u>Generalization</u> Source -> Destination	Public Update Model Semantics	Public Model Metadata	
<u>Generalization</u> Source -> Destination	Public Add Semantic Concepts to Model Elements	Public Update Model Semantics	

Add Semantic Concepts to Model Elements

Type: **UseCase**
Status: Proposed. Version 1.0. Phase 1.0.
Package: Use Case Model *Keywords:*
Detail: Created on 6/7/2010. Last modified on 6/7/2010.
GUID: {29F1C5C3-C05A-4aee-B6F4-A8CA62471D02}

Connections

Connector	Source	Target	Notes
<u>Trace</u> Source -> Destination	Public Add Semantic Concepts to Model Elements	Public Init1bes4.pm10.U0 - SIW Enhancement	
<u>Trace</u> Source -> Destination	Public Add Semantic Concepts to Model Elements	Public Init1pm1.pm1 - ICR IRWG Requirements - Model Loading	
<u>Generalization</u> Source -> Destination	Public Automatically Suggest Concept Mappings in the Modeling Tool	Public Add Semantic Concepts to Model Elements	
<u>Generalization</u> Source -> Destination	Public Add Semantic Concepts to Model Elements	Public Update Model Semantics	

Automatically Suggest Concept Mappings in the Modeling Tool

Type: UseCase
Status: Proposed. Version 1.0. Phase 1.0.
Package: Use Case Model *Keywords:*
Detail: Created on 6/7/2010. Last modified on 6/7/2010.
GUID: {1D1BDB1E-EA77-44f6-A55B-63B96A56F8A8}

Connections

Connector	Source	Target	Notes
<u>Trace</u> Source -> Destination	Public Automatically Suggest Concept Mappings in the Modeling Tool	Public Init1bes4.pm10.U0 - SIW Enhancement	
<u>Trace</u> Source -> Destination	Public Automatically Suggest Concept Mappings in the Modeling Tool	Public Init1pm1.pm1 - ICR IRWG Requirements - Model Loading	
<u>Generalization</u> Source -> Destination	Public Automatically Suggest Concept Mappings in the Modeling Tool	Public Add Semantic Concepts to Model Elements	
<u>Generalization</u> Source -> Destination	Public Select Specific Terminologies for Automated Mappings	Public Automatically Suggest Concept Mappings in the Modeling Tool	

Select Specific Terminologies for Automated Mappings

Type: UseCase
Status: Proposed. Version 1.0. Phase 1.0.
Package: Use Case Model *Keywords:*
Detail: Created on 6/7/2010. Last modified on 6/7/2010.
GUID: {AA21B8E0-69E3-4140-8EA3-233BFCBD743D}

Connections

Connector	Source	Target	Notes
<u>Trace</u> Source -> Destination	Public Select Specific Terminologies for Automated Mappings	Public Init1bes4.pm10.U0 - SIW Enhancement	

Connector	Source	Target	Notes
Generalization Source -> Destination	Public Select Specific Terminologies for Automated Mappings	Public Automatically Suggest Concept Mappings in the Modeling Tool	

Share Metadata

Type: **UseCase**
Status: Proposed. Version 1.0. Phase 1.0.
Package: Use Case Model *Keywords:*
Detail: Created on 6/6/2010. Last modified on 6/6/2010.
GUID: {8A5078EF-23CA-48bb-856F-BDCAB032C4E3}

Connections

Connector	Source	Target	Notes
Trace Source -> Destination	Public Share Metadata	Public Init1bes10.pm17 - Ability to share a link to a CDE	
Generalization Source -> Destination	Public Share a Link to Metadata	Public Share Metadata	
Generalization Source -> Destination	Public Share Dynamically Created Metadata	Public Share Metadata	
Generalization Source -> Destination	Public Share Algorithm Metadata	Public Share Metadata	
Trace Source -> Destination	Public Share Metadata	Public Init1hm2.pm6 - Reuse or create new data elements at runtime	
Trace Source -> Destination	Public Share Metadata	Public Init6pm23.pm5 - Brain Tumor in silico study - Pathology and Radiology data models	
Trace Source -> Destination	Public Share Metadata	Public Init1SD40 - Statistical computing environment and sharable metadata for statistical practice	

Connector	Source	Target	Notes

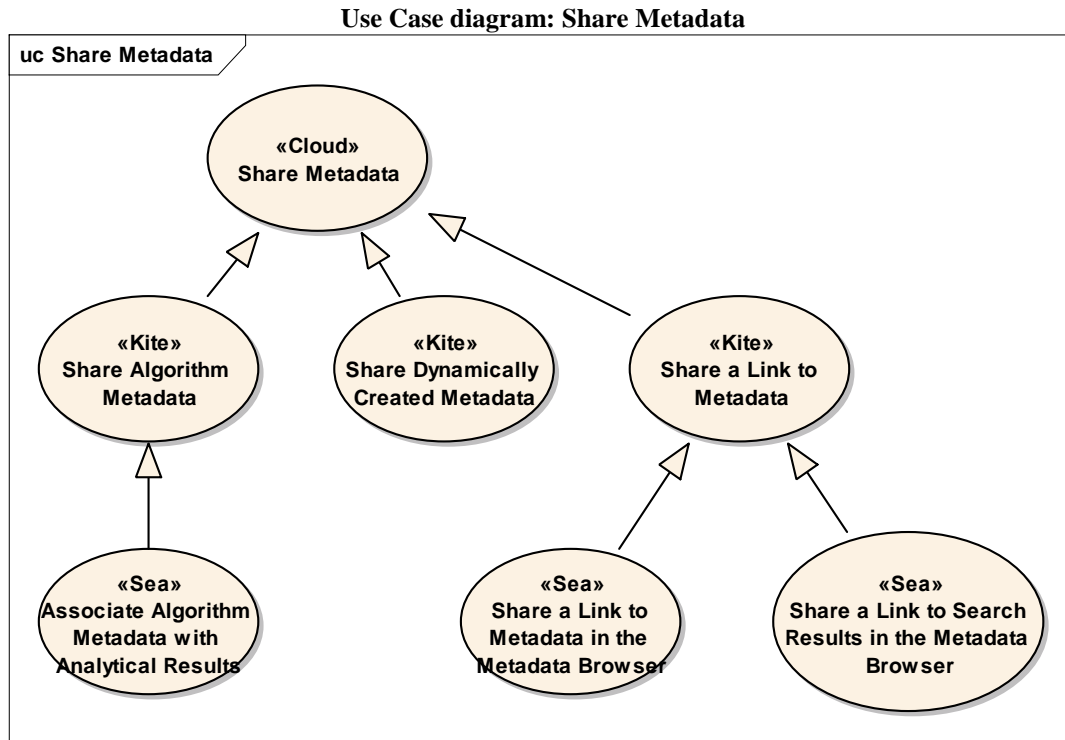


Figure: 68

Share a Link to Metadata

Type: UseCase
Status: Proposed. Version 1.0. Phase 1.0.
Package: Use Case Model *Keywords:*
Detail: Created on 6/9/2010. Last modified on 6/9/2010.
GUID: {EA2B2A17-A6F7-4b6b-B2F2-1021F35B315C}

Connections

Connector	Source	Target	Notes
Generalization Source -> Destination	Public Share a Link to Search Results in the Metadata Browser	Public Share a Link to Metadata	
Generalization Source -> Destination	Public Share a Link to Metadata in the Metadata Browser	Public Share a Link to Metadata	

Connector	Source	Target	Notes
Generalization Source -> Destination	Public Share a Link to Metadata	Public Share Metadata	
Trace Source -> Destination	Public Share a Link to Metadata	Public Init1bes10.pm17 - Ability to share a link to a CDE	

Share a Link to Metadata in the Metadata Browser

Type: UseCase
Status: Proposed. Version 1.0. Phase 1.0.
Package: Use Case Model *Keywords:*
Detail: Created on 6/9/2010. Last modified on 6/14/2010.
GUID: {B166C843-FEE1-4af3-A2A1-0E1A72BF59ED}

Connections

Connector	Source	Target	Notes
Trace Source -> Destination	Public Share a Link to Metadata in the Metadata Browser	Public Init1bes10.pm17 - Ability to share a link to a CDE	
Generalization Source -> Destination	Public Share a Link to Metadata in the Metadata Browser	Public Share a Link to Metadata	

Share a Link to Search Results in the Metadata Browser

Type: UseCase
Status: Proposed. Version 1.0. Phase 1.0.
Package: Use Case Model *Keywords:*
Detail: Created on 6/9/2010. Last modified on 6/14/2010.
GUID: {C6A859F9-5BB5-4bed-86EB-C5278E73DE57}

Connections

Connector	Source	Target	Notes
Generalization Source -> Destination	Public Share a Link to Search Results in the Metadata	Public Share a Link to Metadata	

Connector	Source	Target	Notes
	Browser		
Trace Source -> Destination	Public Share a Link to Search Results in the Metadata Browser	Public Init1bes10.pm17 - Ability to share a link to a CDE	

Share Algorithm Metadata

Type: **UseCase**
Status: Proposed. Version 1.0. Phase 1.0.
Package: Use Case Model **Keywords:**
Detail: Created on 6/7/2010. Last modified on 6/7/2010.
GUID: {18403B82-DD23-4e91-838F-9866C4EC45FB}

Connections

Connector	Source	Target	Notes
Generalization Source -> Destination	Public Share Algorithm Metadata	Public Share Metadata	
Generalization Source -> Destination	Public Associate Algorithm Metadata with Analytical Results	Public Share Algorithm Metadata	
Trace Source -> Destination	Public Share Algorithm Metadata	Public Init6pm23.pm5 - Brain Tumor in silico study - Pathology and Radiology data models	

Associate Algorithm Metadata with Analytical Results

Type: **UseCase**
Status: Proposed. Version 1.0. Phase 1.0.
Package: Use Case Model **Keywords:**
Detail: Created on 6/7/2010. Last modified on 6/7/2010.
GUID: {DFBFDE47-F41D-48d5-BDD4-2FDE89989925}

Connections

Connector	Source	Target	Notes
-----------	--------	--------	-------

Connector	Source	Target	Notes
Generalization Source -> Destination	Public Associate Algorithm Metadata with Analytical Results	Public Share Algorithm Metadata	
Trace Source -> Destination	Public Associate Algorithm Metadata with Analytical Results	Public Init6pm23.pm5 - Brain Tumor in silico study - Pathology and Radiology data models	

Share Dynamically Created Metadata

Type: **UseCase**
Status: Proposed. Version 1.0. Phase 1.0.
Package: Use Case Model **Keywords:**
Detail: Created on 6/7/2010. Last modified on 6/7/2010.
GUID: {2A23B9DF-591B-437a-9634-C35B9FADF626}

Connections

Connector	Source	Target	Notes
Generalization Source -> Destination	Public Share Dynamically Created Metadata	Public Share Metadata	
Trace Source -> Destination	Public Share Dynamically Created Metadata	Public Init1hm2.pm6 - Reuse or create new data elements at runtime	

Support Cross-platform Interoperability

Type: **UseCase**
Status: Proposed. Version 1.0. Phase 1.0.
Package: Use Case Model **Keywords:**
Detail: Created on 6/14/2010. Last modified on 6/14/2010.
GUID: {7F6640AD-D1E3-4043-8A1A-83E28211D908}

Connections

Connector	Source	Target	Notes
Trace	Public	Public	

Connector	Source	Target	Notes
Source -> Destination	Support Cross-platform Interoperability	INIT1SD6 - Standardized annotations of UML associations names-concepts	

Use Case diagram: Support Cross-platform Development

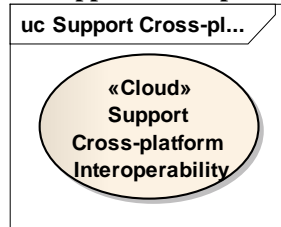


Figure: 69

Visualize Metadata

Type: UseCase
Status: Proposed. Version 1.0. Phase 1.0.
Package: Use Case Model *Keywords:*
Detail: Created on 6/6/2010. Last modified on 6/6/2010.
GUID: {E4DBA8FD-9CB6-4a3e-A96B-782FC664A9BB}

Connections

Connector	Source	Target	Notes
<u>Trace</u> Source -> Destination	Public Visualize Metadata	Public Init1bes1.pm9.U0 - Compare Semantic Metadata	
<u>Realization</u> Source -> Destination	Public Visualize Metadata	Public Init1pm11.pm3 - LS DAM refinement and utilization	
<u>Generalization</u> Source -> Destination	Public Generate Domain Analysis Model Reports	Public Visualize Metadata	
<u>Trace</u> Source -> Destination	Public Visualize Metadata	Public Init1pm2 - Need for a Content Driven (Clinician Friendly)	

Connector	Source	Target	Notes
		Browser	
Generalization Source -> Destination	Public Visualize Metadata Side-by-side	Public Visualize Metadata	
Generalization Source -> Destination	Public View Metadata in Modeling Tool	Public Visualize Metadata	
Generalization Source -> Destination	Public Generate Compatibility Artifacts	Public Visualize Metadata	
Generalization Source -> Destination	Public View Metadata in Content-driven Browser	Public Visualize Metadata	
Trace Source -> Destination	Public Visualize Metadata	Public Init1bes6.pm26.U0 - Metadata Browser Functionalities	
Trace Source -> Destination	Public Visualize Metadata	Public Init1hm4.pm28 - Reuse of Metadata	
Trace Source -> Destination	Public Visualize Metadata	Public Init1hm1.pm25 - ICR IRWG requirements	
Generalization Source -> Destination	Public View Metadata in Metadata Browser	Public Visualize Metadata	

Use Case diagram: Visualize Metadata

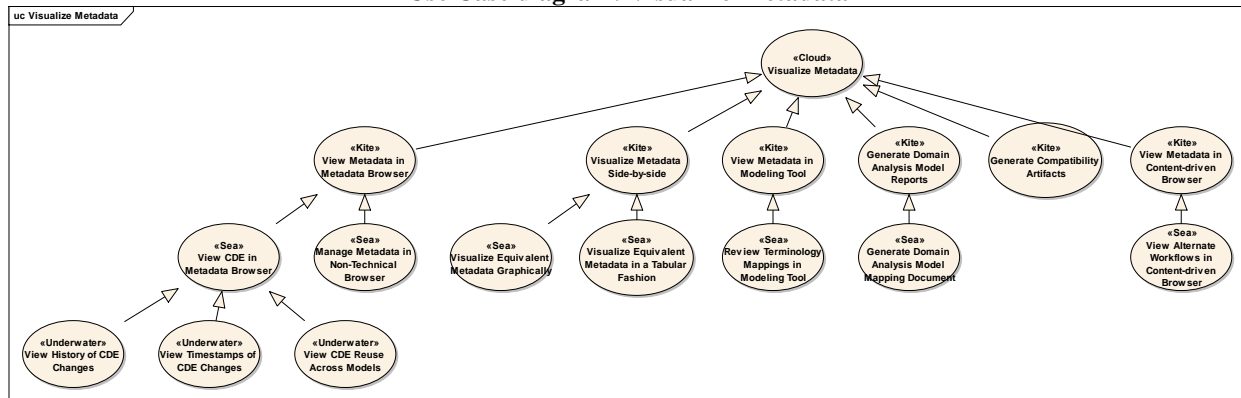


Figure: 70

Generate Compatibility Artifacts

Type: UseCase
Status: Proposed. Version 1.0. Phase 1.0.
Package: Use Case Model *Keywords:*
Detail: Created on 6/7/2010. Last modified on 6/7/2010.
GUID: {87415C8A-5A13-4cbe-944A-2416FECDCCECE}

Connections

Connector	Source	Target	Notes
Trace Source -> Destination	Public Generate Compatibility Artifacts	Public Init1pm1.pm1 - ICR IRWG Requirements - Model Loading	
Generalization Source -> Destination	Public Generate Compatibility Artifacts	Public Visualize Metadata	

Generate Domain Analysis Model Reports

Type: UseCase
Status: Proposed. Version 1.0. Phase 1.0.
Package: Use Case Model *Keywords:*
Detail: Created on 6/7/2010. Last modified on 6/7/2010.
GUID: {0F38E532-7FE1-4f99-B696-A84A91020E80}

Connections

Connector	Source	Target	Notes
Trace Source -> Destination	Public Generate Domain Analysis Model Reports	Public Init1pm11.pm3 - LS DAM refinement and utilization	
Generalization Source -> Destination	Public Generate Domain Analysis Model Reports	Public Visualize Metadata	
Generalization Source -> Destination	Public Generate Domain Analysis Model Mapping Document	Public Generate Domain Analysis Model Reports	

Generate Domain Analysis Model Mapping Document

Type: UseCase
Status: Proposed. Version 1.0. Phase 1.0.
Package: Use Case Model *Keywords:*
Detail: Created on 6/7/2010. Last modified on 6/9/2010.
GUID: {F6D448A8-CA41-478b-B9BD-6C2D757FA604}

Connections

Connector	Source	Target	Notes
<u>Trace</u> Source -> Destination	Public Generate Domain Analysis Model Mapping Document	Public Init1pm11.pm3 - LS DAM refinement and utilization	
<u>Generalization</u> Source -> Destination	Public Generate Domain Analysis Model Mapping Document	Public Generate Domain Analysis Model Reports	

View Metadata in Content-driven Browser

Type: UseCase
Status: Proposed. Version 1.0. Phase 1.0.
Package: Use Case Model *Keywords:*
Detail: Created on 6/14/2010. Last modified on 6/14/2010.
GUID: {548C76A1-B3F5-467a-B954-315D5616739F}

Connections

Connector	Source	Target	Notes
<u>Generalization</u> Source -> Destination	Public View Alternate Workflows in Content- driven Browser	Public View Metadata in Content-driven Browser	
<u>Generalization</u> Source -> Destination	Public View Metadata in Content-driven Browser	Public Visualize Metadata	
<u>Trace</u> Source -> Destination	Public View Metadata in Content-driven Browser	Public Init1pm2 - Need for a Content Driven (Clinician Friendly) Browser	

View Alternate Workflows in Content-driven Browser

Type: UseCase
Status: Proposed. Version 1.0. Phase 1.0.
Package: Use Case Model *Keywords:*
Detail: Created on 6/14/2010. Last modified on 6/14/2010.
GUID: {E458370F-A887-40b0-8A1D-9B3FA9C90017}

Connections

Connector	Source	Target	Notes
<u>Generalization</u> Source -> Destination	Public View Alternate Workflows in Content-driven Browser	Public View Metadata in Content-driven Browser	
<u>Trace</u> Source -> Destination	Public View Alternate Workflows in Content-driven Browser	Public Init1pm2 - Need for a Content Driven (Clinician Friendly) Browser	

View Metadata in Metadata Browser

Type: UseCase
Status: Proposed. Version 1.0. Phase 1.0.
Package: Use Case Model *Keywords:*
Detail: Created on 6/9/2010. Last modified on 6/9/2010.
GUID: {D91275B8-7A44-4381-B7A6-4B5ECBF90C0F}

Connections

Connector	Source	Target	Notes
<u>Trace</u> Source -> Destination	Public View Metadata in Metadata Browser	Public Init1bes6.pm26.U0 - Metadata Browser Functionalities	
<u>Trace</u> Source -> Destination	Public View Metadata in Metadata Browser	Public Init1hm4.pm28 - Reuse of Metadata	
<u>Generalization</u> Source -> Destination	Public Manage Metadata in Non-Technical Browser	Public View Metadata in Metadata Browser	
<u>Generalization</u> Source -> Destination	Public View Metadata in	Public Visualize Metadata	

Connector	Source	Target	Notes
	Metadata Browser		
Trace Source -> Destination	Public View Metadata in Metadata Browser	Public Init1hm1.pm25 - ICR IRWG requirements	
Generalization Source -> Destination	Public View CDE in Metadata Browser	Public View Metadata in Metadata Browser	

Manage Metadata in Non-Technical Browser

Type: **UseCase**
Status: Proposed. Version 1.0. Phase 1.0.
Package: Use Case Model *Keywords:*
Detail: Created on 6/10/2010. Last modified on 6/10/2010.
GUID: {D54AB2E6-2FD2-4e3c-BA17-404505B27AE7}

Connections

Connector	Source	Target	Notes
Generalization Source -> Destination	Public Manage Metadata in Non-Technical Browser	Public View Metadata in Metadata Browser	
Trace Source -> Destination	Public Manage Metadata in Non-Technical Browser	Public Init1hm1.pm25 - ICR IRWG requirements	

View CDE in Metadata Browser

Type: **UseCase**
Status: Proposed. Version 1.0. Phase 1.0.
Package: Use Case Model *Keywords:*
Detail: Created on 6/9/2010. Last modified on 6/9/2010.
GUID: {F04FBB1A-67DF-45b6-89A3-A4B663A3D4A5}

Connections

Connector	Source	Target	Notes
Trace Source -> Destination	Public View CDE in Metadata Browser	Public Init1bes6.pm26.U0 - Metadata Browser Functionalities	

Connector	Source	Target	Notes
Generalization Source -> Destination	Public View Timestamps of CDE Changes	Public View CDE in Metadata Browser	
Trace Source -> Destination	Public View CDE in Metadata Browser	Public Init1hm4.pm28 - Reuse of Metadata	
Generalization Source -> Destination	Public View CDE Reuse Across Models	Public View CDE in Metadata Browser	
Generalization Source -> Destination	Public View CDE in Metadata Browser	Public View Metadata in Metadata Browser	
Generalization Source -> Destination	Public View History of CDE Changes	Public View CDE in Metadata Browser	

View CDE Reuse Across Models

Type: **UseCase**
Status: Proposed. Version 1.0. Phase 1.0.
Package: Use Case Model *Keywords:*
Detail: Created on 6/9/2010. Last modified on 6/9/2010.
GUID: {F2A229A0-B12A-4060-AC38-20998697A4A1 }

Connections

Connector	Source	Target	Notes
Trace Source -> Destination	Public View CDE Reuse Across Models	Public Init1bes6.pm26.U0 - Metadata Browser Functionalities	
Trace Source -> Destination	Public View CDE Reuse Across Models	Public Init1hm4.pm28 - Reuse of Metadata	
Generalization Source -> Destination	Public View CDE Reuse Across Models	Public View CDE in Metadata Browser	

View History of CDE Changes

Type: **UseCase**

Status: Proposed. Version 1.0. Phase 1.0.
Package: Use Case Model *Keywords:*
Detail: Created on 6/9/2010. Last modified on 6/9/2010.
GUID: {D2F5F835-3392-4d93-B28F-AA26BA6E553A}

Connections

Connector	Source	Target	Notes
<u>Trace</u> Source -> Destination	Public View History of CDE Changes	Public Init1hm4.pm28 - Reuse of Metadata	
<u>Generalization</u> Source -> Destination	Public View History of CDE Changes	Public View CDE in Metadata Browser	
<u>Trace</u> Source -> Destination	Public View History of CDE Changes	Public Init1bes6.pm26.U0 - Metadata Browser Functionalities	

View Timestamps of CDE Changes

Type: **UseCase**
Status: Proposed. Version 1.0. Phase 1.0.
Package: Use Case Model *Keywords:*
Detail: Created on 6/9/2010. Last modified on 6/9/2010.
GUID: {4D6808CB-9B2E-49f2-87E6-62E3487B85A1}

Connections

Connector	Source	Target	Notes
<u>Generalization</u> Source -> Destination	Public View Timestamps of CDE Changes	Public View CDE in Metadata Browser	
<u>Trace</u> Source -> Destination	Public View Timestamps of CDE Changes	Public Init1hm4.pm28 - Reuse of Metadata	
<u>Trace</u> Source -> Destination	Public View Timestamps of CDE Changes	Public Init1bes6.pm26.U0 - Metadata Browser Functionalities	

View Metadata in Modeling Tool

Type: UseCase
Status: Proposed. Version 1.0. Phase 1.0.
Package: Use Case Model *Keywords:*
Detail: Created on 6/7/2010. Last modified on 6/7/2010.
GUID: {2417C478-E40D-41b7-9CF3-16529FC4A124}

Connections

Connector	Source	Target	Notes
<u>Generalization</u> Source -> Destination	Public Review Terminology Mappings in Modeling Tool	Public View Metadata in Modeling Tool	
<u>Generalization</u> Source -> Destination	Public View Metadata in Modeling Tool	Public Visualize Metadata	

Review Terminology Mappings in Modeling Tool

Type: UseCase
Status: Proposed. Version 1.0. Phase 1.0.
Package: Use Case Model *Keywords:*
Detail: Created on 6/7/2010. Last modified on 6/7/2010.
GUID: {B5F719BE-5A73-418a-9309-ED104038026D}

Connections

Connector	Source	Target	Notes
<u>Generalization</u> Source -> Destination	Public Review Terminology Mappings in Modeling Tool	Public View Metadata in Modeling Tool	

Visualize Metadata Side-by-side

Type: UseCase
Status: Proposed. Version 1.0. Phase 1.0.
Package: Use Case Model *Keywords:*
Detail: Created on 6/7/2010. Last modified on 6/7/2010.
GUID: {9ECD8FC6-983D-4262-B968-E3A7AAE86BFF}

Connections

Connector	Source	Target	Notes
<u>Trace</u> Source -> Destination	Public Visualize Metadata Side-by-side	Public Init1bes1.pm9.U0 - Compare Semantic Metadata	
<u>Generalization</u> Source -> Destination	Public Visualize Metadata Side-by-side	Public Visualize Metadata	
<u>Generalization</u> Source -> Destination	Public Visualize Equivalent Metadata in a Tabular Fashion	Public Visualize Metadata Side-by-side	
<u>Generalization</u> Source -> Destination	Public Visualize Equivalent Metadata Graphically	Public Visualize Metadata Side-by-side	

Visualize Equivalent Metadata Graphically

Type: **UseCase**
Status: Proposed. Version 1.0. Phase 1.0.
Package: Use Case Model *Keywords:*
Detail: Created on 6/7/2010. Last modified on 6/7/2010.
GUID: {2034D33E-4ACF-467a-8A71-A13191F0E194}

Connections

Connector	Source	Target	Notes
<u>Trace</u> Source -> Destination	Public Visualize Equivalent Metadata Graphically	Public Init1bes1.pm9.U0 - Compare Semantic Metadata	
<u>Generalization</u> Source -> Destination	Public Visualize Equivalent Metadata Graphically	Public Visualize Metadata Side-by-side	

Visualize Equivalent Metadata in a Tabular Fashion

Type: **UseCase**
Status: Proposed. Version 1.0. Phase 1.0.
Package: Use Case Model *Keywords:*
Detail: Created on 6/7/2010. Last modified on 6/7/2010.

GUID: {6481062B-2C68-4ca8-A744-2B4624045993}

Connections

Connector	Source	Target	Notes
<u>Trace</u> Source -> Destination	Public Visualize Equivalent Metadata in a Tabular Fashion	Public Init1bes1.pm9.U0 - Compare Semantic Metadata	
<u>Generalization</u> Source -> Destination	Public Visualize Equivalent Metadata in a Tabular Fashion	Public Visualize Metadata Side-by-side	