



## **Mia Levy, M.D., Ph.D.**

### **Co-Chair**

Ingram Associate Professor of Cancer Research

Director Cancer Health Informatics and Strategy, Vanderbilt-Ingram Cancer Center

Associate Professor of Biomedical Informatics, Vanderbilt University

Associate Professor of Medicine, Division of Hematology and Oncology, Vanderbilt University Medical Center

Researcher, Vanderbilt-Ingram Cancer Center

Dr. Mia A. Levy is the Director of Cancer Health Informatics and Strategy for the Vanderbilt-Ingram Cancer Center and an Associate Professor of Biomedical Informatics and Medicine, Division of Hematology and Oncology at Vanderbilt University Medical Center.

Dr. Levy's research mission is to develop and disseminate learning cancer systems that deliver data and knowledge driven clinical decision support across the continuum of cancer care and research. To accomplish this, she applies biomedical informatics and implementation science methods to real-world problems in healthcare delivery systems. Precision cancer medicine implementation has been a driving use case for the learning systems framework since she joined the faculty at the Vanderbilt University Medical Center in 2009 as the Director of Cancer Health Informatics and Strategy for the Vanderbilt Ingram Cancer Center (VICC). As a practicing medical oncologist specializing in breast cancer, she understands the challenges that clinicians face in trying to access, interpret, and apply the results of complex tumor molecular profiling tests to the care of their patients. These challenges motivated the creation of the My Cancer Genome (MCG) knowledge base, the mission of which is to curate and disseminate information regarding the clinical significance of genomic alterations in cancer. In addition to the millions of visits to the publically available website, MCG is also integrated into clinical information systems to provide clinical decision support within the workflows of laboratorians and clinicians, an essential formula for enabling impact of the knowledge base at the point of care.



## **Charles L. Sawyers, M.D.**

### **Co-Chair**

Chairman, Human Oncology and Pathogenesis Program  
Memorial Sloan Kettering Cancer Center  
Investigator, Howard Hughes Medical Institute  
Professor of Medicine, Weil Cornell Medical College

Charles L. Sawyers received a BA from Princeton University in 1981 and an MD from Johns Hopkins University School of Medicine in 1985, followed by internal medicine residency at UCSF. He became a Howard Hughes Medical Institute Investigator in 2002 while at UCLA, and then moved to Memorial Sloan Kettering Cancer Center in 2006 where he currently serves as the Chair of the Human Oncology and Pathogenesis Program.

Sawyers studies mechanisms of cancer drug resistance with an eye toward developing novel therapies. He co-discovered the antiandrogen drug enzalutamide that was approved by the FDA in 2012 for treatment of advanced prostate cancer. He shared the 2009 Lasker~DeBakey Clinical Medical Research Award for the development of the ABL kinase inhibitor imatinib for patients with chronic myeloid leukemia and the second generation ABL inhibitor dasatinib to overcome imatinib resistance. He received the 2013 Breakthrough Prize in Life Sciences, the 2013 Taubman Prize for Excellence in Translational Medical Science and the 2015 BBVA Knowledge Award in Biomedicine.

Sawyers is a member of the National Academy of Sciences, the National Academy of Medicine (formerly IOM) and the American Academy of Arts and Sciences. He is past President of the American Association for Cancer Research (AACR) and the American Society of Clinical Investigation (ASCI), was appointed to the National Cancer Advisory Board by President Obama and has served on the Board of Directors of Novartis since 2013. He also serves as Steering Committee Chair of AACR Project GENIE, an international consortium of cancer centers who share genomic and clinical data from patients treated at their respective clinical sites.



## **Regina Barzilay, Ph.D.**

Delta Electronics Professor, Department of Electrical Engineering and Computer Science

Member, Computer Science and Artificial Intelligence Lab

Massachusetts Institute of Technology

Regina Barzilay is a Delta Electronics professor in the Department of Electrical Engineering and Computer Science and a member of the Computer Science and Artificial Intelligence Laboratory at the Massachusetts Institute of Technology. Her research interests are in natural language processing, applications of deep learning to chemistry and oncology. She is a recipient of various awards including the NSF Career Award, the MIT Technology Review TR-35 Award, Microsoft Faculty Fellowship and several Best Paper Awards at NAACL and ACL. In 2017, she received a MacArthur fellowship, an ACL fellowship and an AAAI fellowship. She received her Ph.D. in Computer Science from Columbia University, and spent a year as a postdoc at Cornell University.



## **John D. Carpten, Ph.D.**

Professor and Chair, Department of Translational Genomics  
Director, Institute of Translational Genomics  
Keck School of Medicine  
University of Southern California

John Carpten, PhD is Professor and Chair for the Department of Translational Genomics, Keck School of Medicine, University of Southern California. His training and professional experiences include postdoctoral training at the National Human Genome Research Institute/NIH, and serving as Deputy Director of Research at TGen. Dr. Carpten possesses unique training in multiple disciplines including germline genetics for disease risk and predisposition, somatic cancer genomics, health disparities research, cell biology, functional genomics, and precision medicine. The primary focus of his research centers around the development and application of cutting edge genomic technologies and bioinformatics analysis in search of germ-line and somatic alterations that are associated with cancer risk and tumor characteristics, respectively. Dr. Carpten's cancer research program spans many tumor types including but not limited to prostate cancer, breast cancer, colon cancer, brain cancer, and multiple myeloma, in addition to several forms of pediatric cancer. He has a particular interest in the study of cancer's that disproportionately affect unrepresented populations. He has been involved the development and application of high throughput genomic methods and technologies throughout his career, including clinically relevant approaches in support of Precision Medicine. It is his hope that this work will one day lead to improvements in knowledge based therapeutics toward improvements in outcomes for cancer patients.





## **Amanda Haddock**

President

Dragon Master Foundation

Amanda is a serial volunteer whose son, David, succumbed to GBM in 2012 at the age of 18. She was his caregiver throughout the 20 month battle and traveled with him to four different hospitals in four different states. The doctors and researchers they encountered on that journey led her to become a passionate advocate for brain cancer research - and she'll tell anyone who will listen!

Amanda was named a White House Champion of Change for Precision Medicine because of her work with Dragon Master Foundation. You can see the White House archive page for that here: <https://obamawhitehouse.archives.gov/champions/precision-medicine/amanda-haddock> She also participated in the White House Cancer Moonshot Summit and has been invited to participate in advocacy/research efforts by The New England Journal of Medicine, Harvard's Broad Institute, and Consumer Reports. She currently serves as the Foundation Liaison for the Children's Brain Tumor Tissue Consortium Scientific Committee.

Amanda spent 11 years of her working career in the non-profit sector and 12 years working in the technology industry. She is very proud of her daughter, Austin, and her two bonus kids, Briston & Kinsley. Amanda enjoys travel, creative projects, and random acts of kindness.

Amanda's blog: <https://thisgreymatters.wordpress.com/>

Twitter: <https://twitter.com/AmandaHaddock>



## **George Hripcsak, M.D., M.S.**

Vivian Beaumont Allen Professor of Biomedical Informatics  
Chair, Department of Biomedical Informatics  
Director, Medical Informatics Services  
New York-Presbyterian Hospital  
Columbia University

George Hripcsak, MD, MS, is Vivian Beaumont Allen Professor and Chair of Columbia University's Department of Biomedical Informatics and Director of Medical Informatics Services for New York-Presbyterian Hospital/Columbia Campus. He is a board-certified internist with degrees in chemistry, medicine, and biostatistics. Dr. Hripcsak's current research focus is on the clinical information stored in electronic health records and on the development of next-generation health record systems. Using nonlinear time series analysis, machine learning, knowledge engineering, and natural language processing, he is developing the methods necessary to support clinical research and patient safety initiatives. He leads the Observational Health Data Sciences and Informatics (OHDSI) coordinating center; OHDSI is an international network with 160 researchers and 600 million patient records. For his work in precision medicine, he serves as a PI on Columbia's eMERGE grant, as a PI on Columbia's regional recruitment center for the All of Us precision medicine program, and as site PI for Columbia's role on the All of Us Data and Research Center. He co-chaired the Meaningful Use Workgroup of U.S. Department of Health and Human Services's Office of the National Coordinator of Health Information Technology; it defines the criteria by which health care providers collect incentives for using electronic health records. He led the effort to create the Arden Syntax, a language for representing health knowledge that has become a national standard. Dr. Hripcsak is a fellow of the National Academy of Medicine, the American College of Medical Informatics, and the New York Academy of Medicine, and he chaired the U.S. National Library of Medicine's Biomedical Library and Informatics Review Committee. He has published over 250 papers.



**Mimi Huizinga, M.D., M.P.H., FACP**

Vice President and Head of Strategic Data and Digital  
US Oncology  
Novartis

Mary Margaret (“Mimi”) Huizinga, MD MPH FACP, is the Vice President and Head of Strategic Data and Digital for US Oncology at Novartis. Dr. Huizinga leads the data and digital strategy and supports the broader digital, data and real world evidence needs for US Oncology. In addition, she oversees the generation and dissemination of value evidence at Novartis through the work of the HEOR (health economics and outcomes research) team. She is a board-certified internist trained at Vanderbilt, a Fellow of the American College of Physicians and a part-time Assistant Professor of Medicine at The Johns Hopkins University School of Medicine.



**Rebecca Jacobson, M.D., M.S., FACMI**

Vice President of Analytics

University of Pittsburgh Medical Center Enterprises

Dr. Rebecca Jacobson is Vice President of Analytics at UPMC Enterprises in Pittsburgh, PA. She joined UPMC Enterprises in June, 2017 after a twenty-year career in academic biomedical informatics. At UPMC, Dr. Jacobson leads a team of engineers and data scientists developing NLP and machine learning applications, leading to commercial solutions. Over the past fifteen years, Dr. Jacobson's work has focused on extracting meaningful information from electronic medical records to impact population health, precision medicine, and cancer research. She is an elected Fellow of the American College of Medical Informatics (since 2010).

Dr. Jacobson received her MD and completed her National Library of Medicine (NLM) Fellowship in Biomedical Informatics at University of Pittsburgh School of Medicine. She received her MS in Information Science at the University of Pittsburgh School of Information Science. She completed her graduate medical training in Pathology and Neuropathology at Stanford University Medical Center.

Prior to this position, Dr. Jacobson was Professor of Biomedical Informatics, Chief Information Officer for the Institute for Precision Medicine, and Director of the Graduate Training Program in Biomedical Informatics at University of Pittsburgh.



**Warren A. Kibbe, Ph.D.**

Chief, Translational Biomedical Informatics  
Department of Biostatistics and Bioinformatics  
Chief Data Officer, Duke Cancer Institute  
Duke University School of Medicine

Warren A. Kibbe, PhD, is chief for Translational Biomedical Informatics in the Department of Biostatistics and Bioinformatics and Chief Data Officer for the Duke Cancer Institute. He joined the Duke University School of Medicine in August after serving as the acting deputy director of the National Cancer Institute (NCI) and director of the NCI's Center for Biomedical Informatics and Information Technology where he oversaw 60 federal employees and more than 600 contractors, and served as an acting Deputy Director for NCI. As an acting Deputy Director, Dr. Kibbe was involved in the myriad of activities that NCI oversees as a research organization, as a convening body for cancer research, and as a major funder of cancer research, funding nearly \$4B US annually in cancer research throughout the United States.

**Current Research Interests**

Cancer informatics, cancer genomics, clinical trial operations, precision oncology



## **Michelle Le Beau, Ph.D.**

Arthur and Marian Edelstein Professor of Medicine  
Section of Hematology/Oncology  
Director, The University of Chicago Cancer Center  
Director, Cancer Cytogenetics Laboratory  
The University of Chicago

Michelle M. Le Beau, PhD is the Arthur and Marian Edelstein Professor of Medicine, Section of Hematology/Oncology, Director of the University of Chicago Medicine Comprehensive Cancer Center, an NCI-designated Comprehensive Cancer Center, and Director of the Cancer Cytogenetics Laboratory at the University of Chicago. She is board-certified in clinical cytogenetics by the ABMGG. Dr. Le Beau is the past-President of the Association of American Cancer Institutes, and a former member of the Board of Directors for AACR, and the Executive Committee of the American Society of Hematology. She is currently a member of the Board of Directors for the Leukemia and Lymphoma Society, as well the National Cancer Policy Forum of the National Academy of Medicine. She was a member of the NIH Pathology B Study Section (1996-2001), and CAMP Study Section (2001-2006, Chair 2004-2006), as well as a member of the NCI Initial Review Group A, Cancer Centers Review Parent Committee (2005-2009). She has served on numerous editorial boards, including *Blood* and *British Journal of Haematology*, and served as Associate Editor of *Genes, Chromosomes, and Cancer* (1989-2005). Dr. Le Beau has published more than 430 papers, and is an international leader in cancer cytogenetics and genetics. She is recognized for her work in identifying recurring cytogenetic abnormalities, in defining the clinical, morphological, and cytogenetic subsets of leukemia, in identifying the genetic pathways that lead to myeloid leukemias, and on the application of fluorescence in situ hybridization technology for clinical diagnostics and gene mapping. She was appointed as the cancer genetics expert for the 2008 revision and 2016 update of the *WHO Classification of Tumours of Haematopoietic and Lymphoid Tissues*.

Much of her work has focused on therapy-related myeloid neoplasms (t-MN). She and her colleagues are credited with the description of the clinical features of patients with t-MN, and have reported on the largest series of patients. This work, and that of others, led to the recognition of several distinct cytogenetic and clinical subtypes of t-MN that are closely associated with the nature of the preceding treatment, and are now recognized by the WHO classification. Using cytogenetic and molecular mapping techniques to analyze the recurring deletions of the long arm of chromosome 5, del(5q), she defined the minimally deleted segment in t-MN, cloned the first myeloid tumor suppressor gene (*EGR1*) on 5q, and demonstrated that the critical myeloid suppressor gene acts by haploinsufficiency, a new paradigm for the recurring chromosomal deletions in hematological malignant diseases. She and her colleagues subsequently determined that myeloid leukemogenesis was the result of the concomitant loss of multiple haploinsufficient tumor suppressor genes on 5q, i.e., a contiguous deletion syndrome, and developed the first mouse models for del(5q) t-MN. More recently, her research group has demonstrated a critical role for the bone marrow microenvironment, or niche, in the pathogenesis of t-MN and other myeloid neoplasms, highlighting the niche as a therapeutic target.



## **Anne-Marie Meyer, Ph.D.**

Director, Epidemiology

Real World Evidence

IQVIA

Adjunct Associate Professor, Department of Epidemiology

University of North Carolina at Chapel Hill

Dr. Meyer is an epidemiologist with extensive expertise in leveraging real-world data for public health and outcomes research. Before joining IQVIA in September 2017 She led the development of a “big data” research platform at the University of North Carolina at Chapel Hill Lineberger Cancer Center. The Lineberger data infrastructure was developed for cancer outcomes research by linking data from the state cancer registry, multiple payers, epidemiologic cohorts, medical records, census, and other ecological data sources. She is passionate about data science and developing inter-disciplinary methods to make data more accessible to patients, clinicians, researchers and public health practitioners. Her research includes publications in a number of diverse and high-impact journals including; *Science*, *Journal of the American Medical Association*, *Journal of Clinical Oncology*, *Cancer*, *Journal of Clinical Epidemiology*, *Medical Care*, *American Journal of Public Health*, and *Health and Place*. She is a Director of Epidemiology in Real World Evidence at IQVIA and an Adjunct Associate Professor in the Department of Epidemiology at UNC Chapel Hill.



## **Vincent Miller, M.D.**

Chief Medical Officer  
Foundation Medicine

Dr. Miller joined Foundation Medicine in October 2011 after nearly 20 years at Memorial Sloan-Kettering Cancer Center where he served as an Attending Physician. His work in clinical and translational research in lung cancer culminated in observations and collaborative efforts critical to identification of EGFR sensitizing and resistance mutations. He is considered a world's expert in lung cancer and clinical trial design and interpretation. Dr. Miller has authored and co-authored numerous abstracts, reviews, and peer-reviewed articles, which have appeared in such journals as Proceedings of the National Academy of Science USA, Cancer Research, Clinical Cancer Research and the Journal of Clinical Oncology.

Dr. Miller has received the prestigious American Cancer Society Clinical Oncology Career Development Award and the Louise and Allston Boyer Award, and was most recently recognized by the Bonnie J. Addario Lung Cancer Foundation with the 2011 Thierry Jahan "A Breath Away from the Cure" award for his efforts and contributions to lung cancer research. He is a Fellow of the American College of Physicians and a Member of the American Association for Cancer Research, the American Society of Clinical Oncology, and the International Association for the Study of Lung Cancer.

Dr. Miller, a National Merit Scholar, received a BA in mathematics at the University of Pennsylvania, where he was honored as a Benjamin Franklin Scholar, and an MD at the University of Medicine and Dentistry of New Jersey in Newark. He completed an internship and residency, and then served as Chief Medical Resident in Internal Medicine at Thomas Jefferson University Hospital in Philadelphia, and subsequently a fellowship in Medical Oncology at Memorial Sloan-Kettering Cancer Center.





## **Sylvia Katina Plevritis, Ph.D.**

Professor, Department of Radiology and Biomedical Data Science  
Co-Chief, Integrative Biomedical Engineering Informatics at Stanford  
Stanford University School of Medicine


Sylvia Plevritis is Professor of Radiology and Biomedical Data Science at Stanford University and leads a systems biology cancer research program that bridges genomics, biocomputation, imaging and population sciences to decipher properties of cancer progression for improvements in early detection and treatment response. Dr. Plevritis received her Ph.D. in Electrical Engineering and M.S. in Health Services Research, both from Stanford University, with a focus on cancer imaging and modeling cancer outcomes, respectively. She has had a primary authorship role on over 100 scientific cancer-related articles. She is a fellow of the American Institute for Medical and Biological Engineering (AIMBE) and Distinguished Investigator in the Academy of Radiology Research. She received the 2016 Inaugural Award for Basic Scientist of the Year in Stanford Radiology. Dr. Plevritis has served on numerous NIH study sections, chaired scientific programs for the several professional societies including the American Association for Cancer Research (AACR) and the International Society for Computational Biology (ISCB) RECOMB-DREAM and presented keynote lectures. Sylvia Plevritis is the Director of the Stanford Center in Cancer Systems Biology (CCSB), Director of the Stanford Cancer Systems Biology Scholars Program (CSBS), and co-Division Chief of Integrative Biomedical Imaging Informatics at Stanford (IBIIS). She has been a Principal Investigator with the NCI Cancer Intervention Surveillance Network (CISNET) for over fifteen years. She serves on the Leadership Council of the Stanford Bio-X Program and the Program Leadership of the Stanford Cancer Institute.



## **Kimberly Sabelko, Ph.D.**

Senior Director, Scientific Strategy and Programs  
The Susan G. Komen Breast Cancer Foundation, Inc.

As sr. director, scientific strategy & programs, at Susan G. Komen®, Kimberly Sabelko, PhD, works closely with Komen's scientific advisors and patient advocates to translate scientific strategy into programs that will have an impact on the lives of breast cancer patients. She is responsible for providing the tactical framework for Komen's research grants & scientific programs and bringing the patient voice to these programs. She oversees the development and implementation of several key scientific programs and partnerships, including strong engagement within the metastatic breast cancer community and with other non-profit organizations, government agencies and industry. Kim received her PhD in Immunology at Washington University in Saint Louis. Prior to joining Komen in 2010, she was Assistant Director for Special Programs at the American Association for Cancer Research.



## **Anil Sethi**

Founder  
Ciitizen


Apple acquired Sethi's consumer health company Glimpse in 2016. Apple recently released "Glimpse" as Health Records. Anil was a Director of Apple Health until leaving last March to care for his little sister Tania who died of cancer on 9/11/17. Across his previous five health-tech ventures, he's failed, has had three successful exits (WebMD, Citrix, Apple) and a 2000 NASDAQ IPO, returning hundreds of millions to investors and employees. His latest venture Ciitizen launched Nov 6th 2017, to focus on collecting patient-reported documents, plus genomic and imaging files, then converting them by machine into computable data. Serving all seven billion citizens of planet Earth. Tier-1 VC firm Andreessen Horowitz is an investor.



## **Lincoln Stein, M.D., Ph.D.**

Head, Adaptive Oncology  
Ontario Institute for Cancer Research  
Professor, Cold Spring Harbor Laboratory  
Professor, Department of Molecular Genomics  
University of Toronto

Lincoln Stein is an MD/PhD who works on biological data integration and visualization. After his training at Harvard Medical School, where he became a board-certified pathologist, he worked at the Whitehead Institute/MIT Center for Genome Research developing databases used for the mouse and human genome maps. From 1998-2008 he worked at Cold Spring Harbor Laboratory on a variety of genome-scale databases including WormBase, the database of the *C. elegans* genome, Gramene, a comparative genome mapping database for rice and other monocots, the International HapMap Project Database, and a human biological pathways database called Reactome. He is now Head, Adaptive Oncology, at the Ontario Institute for Cancer Research in Toronto, where he works on a number of large-scale genomic data integration projects, including the PanCancer Analysis of Whole Genomes Project, and the International Cancer Genome Consortium.



## **Nikhil Wagle, M.D.**

Assistant Professor, Department of Medicine  
Harvard Medical School  
Medical Oncologist, Department of Medical Oncology  
Deputy Director, Center for Cancer Precision Medicine  
Dana-Farber Cancer Institute  
Associate Member  
The Broad Institute

Nikhil Wagle is an Assistant Professor of Medicine at Harvard Medical School, a medical oncologist at Dana-Farber Cancer Institute, and an associate member of the Broad Institute of MIT and Harvard. He is the Deputy Director of the Center for Cancer Precision Medicine at Dana-Farber Cancer Institute. He received his MD from Harvard Medical School and completed his residency training in internal medicine at Brigham and Women's Hospital, where he also served as chief medical resident, and completed his fellowship training in hematology/oncology in the Dana-Farber/Partners program.

Dr. Wagle leads a translational research program in the field of breast cancer genomics and precision cancer medicine. The major goals of his work are to better understand the biology of metastatic breast cancer and to develop new ways to overcome or prevent drug resistance in patients with advanced breast cancer. Ultimately, his research aims to identify characteristics of tumors that might improve clinical decision-making for patients.

He also directs a program at the Broad Institute to launch patient-driven research projects across multiple cancer types. The program's first project, The Metastatic Breast Cancer Project ([mbcproject.org](http://mbcproject.org)), is a nationwide patient-driven research initiative that engages patients with advanced breast cancer through social media and seeks to empower them to accelerate cancer research through sharing their samples and clinical information. The project's outreach program, developed in collaboration with advocacy organizations and patients, serves to connect thousands of patients around the U.S. with metastatic breast cancer research, allowing them to participate regardless of where they live. Additional projects for patients with angiosarcoma and metastatic prostate cancer have been launched, with several more in development.



## **Anthony Kerlavage, Ph.D.**

### **Ex Officio Member**

Acting Director, Center for Biomedical Informatics and Information  
Technology  
Office of the Director  
National Cancer Institute  
National Institutes of Health

Dr. Kerlavage serves as the Acting Director of the National Cancer Institute's Center for Biomedical Informatics and Information Technology (CBIIT), where he previously served as the Chief of the Cancer Informatics Branch. He has overseen programs including omics data management and analysis, cloud computing, imaging informatics, clinical trials infrastructure and decision support, and semantics and interoperability; all with a strong emphasis on open software and open data.

Prior to joining the NCI in 2011, Dr. Kerlavage spent over 25 years in the public and private sector as a leader in bioinformatics and genomics. After his post-doctoral work at University of Pennsylvania, he spent seven years at the National Institute of Neurological Disorders and Stroke (NINDS) working on the structure of neurotransmitter receptors and on identifying genes expressed in the brain. He left the NIH to become a founding member of The Institute for Genomic Research (TIGR), focusing on informatics support for whole genome sequencing and analysis, and subsequently, Celera Genomics, where he managed their online information business. He spent several years at Applied Biosystems and Life Technologies, where he supported global customers with intelligent monitoring systems for scientific instrumentation, LIMS systems, and computational infrastructure support for next-generation sequencing technologies. Dr. Kerlavage received an MS and PhD from UC San Diego, and his undergraduate degree from Penn State, all in Chemistry.




**Lynne Penberthy, M.D., M.P.H.**

**Ex Officio Member**

Associate Director, Surveillance Research Program  
Division of Cancer Control and Population Sciences  
National Cancer Institute  
National Institutes of Health

Dr. Lynne Penberthy is the Associate Director for the Surveillance Research Program (SRP), which is within the Division of Cancer Control and Population Sciences (DCCPS) at the National Cancer Institute (NCI). Dr. Penberthy obtained her MD from the University of Michigan and her MPH in epidemiology at Johns Hopkins. Dr. Penberthy's career includes a surgical internship in Baltimore, Maryland, at the Sinai Hospital and a preventive medicine residency at Johns Hopkins University. After her residency, she completed her post-doctoral training in epidemiology with the CDC as an epidemic intelligence service (EIS) officer with the Commonwealth of Virginia. She is licensed to practice medicine in the state of Maryland.

Prior to her NCI appointment, Dr. Penberthy was the Director of Cancer Research Informatics and Services and Associate Professor of General Internal Medicine at the Virginia Commonwealth University Massey Cancer Center. She directed a team in the development of innovative software with the objectives of using existing data for clinical trials eligibility screening, automated capture of treatment data from oncology practice claims, and the extraction of clinical characteristics from various electronic medical records (EMR) components. Dr. Penberthy was also involved in biobanking and annotation of specimens using clinical data. She has 20 years of experience in cancer surveillance and automation using secondary data. Dr. Penberthy has worked on more than 20 grants and contracts as well as 31 publications related to using secondary data and/or informatics tools for cancer surveillance and clinical trials assessment.



**Louis M. Staudt, M.D., Ph.D.**

**Ex Officio Member**

Chief, Lymphoid Malignancies Branch  
Center for Cancer Research  
Director, Center for Cancer Genomics  
Office of the Director  
National Cancer Institute  
National Institutes of Health

Dr. Staudt graduated from Harvard College and earned his M.D.-Ph.D. at the University of Pennsylvania School of Medicine. Following Internal Medicine training, he joined Nobel Laureate David Baltimore's laboratory as a postdoctoral fellow. His NCI laboratory focuses on the molecular basis for human lymphoid malignancies and the development of targeted therapies for these cancers. Dr. Staudt is Chief of the Lymphoid Malignancies Branch and Director of the Center for Cancer Genomics, which directs large-scale programs studying genomic aberrations in cancer. His numerous awards include election to the National Academy of Sciences.





## **Elizabeth R. Hsu, Ph.D., M.P.H.**

### **Executive Secretary**

Biomedical Informatics Program Manager, Center for Biomedical Informatics and Information Technology  
Office of the Director  
National Cancer Institute  
National Institutes of Health

Dr. Elizabeth (Betsy) Hsu is a program manager in the National Cancer Institute's (NCI) Center for Biomedical Informatics and Information Technology (CBIIT). Her work in this role primarily focuses on leading NCI activities related to data sharing in support of the Beau Biden Cancer Moonshot, including facilitating implementation of the recommendation from the Enhanced Data Sharing working group of the NCI Blue Ribbon Panel. In addition, she has supported interagency collaborations, projects, and public-private partnerships in the area of research data sharing and other related technology activities, and coordinated trans-federal government Cancer Moonshot activities in biomedical data science training and workforce development. Prior to joining CBIIT, Dr. Hsu served on detail to the US Department of Health and Human Services (HHS) Innovation, Design, Entrepreneurship, and Action (IDEA) Lab/Office of the HHS Chief Technology Officer, where she worked on a pilot open data project related to the Health Data Initiative.

Dr. Hsu's experience at the NCI includes six years as a Senior Health Science Analysis in the Office of Science Planning and Assessment, working in evaluation and analysis activities across NCI's research and other programs and in issues of how to assess the value of biomedical research. She originally came to the NCI as a Cancer Prevention Fellow (CPFP), where she did postdoctoral research and regulatory review work with the Center Devices for Radiological Health at the US Food and Drug Administration. As part of the CPFP program, Dr. Hsu completed her Master of Public Health at the Harvard School of Public Health, concentrating in international health. She earned her PhD in biomedical engineering from the University of Texas at Austin. Prior to that, she earned an MS in biomedical engineering from Columbia University and a BS in bioengineering from Stanford University, with concentrations in biomechanics.