




AIM Citations

Arlinghaus LR, Li X, Levy M, Smith D, Welch EB, Gore JC, Yankeelov, TE; [Current and future trends in magnetic resonance imaging assessments of the response of breast tumors to neoadjuvant chemotherapy](#)  J Oncol (Hindawi). 2010: Article 919620 published online.

Avrin DR, Flanders; [Annual report from the RSNA Radiology Informatics Committee for 2009](#)  RadioGraphics. 2010;30(1):7-11.

Beck JR. [The cancer Biomedical Informatics Grid \(caBIG\): An evolving community for cancer research](#)  In: Ochs MF, Casagrande JT, Davuluri RV, eds. Biomedical Informatics for Cancer Research. New York, NY: Springer; 2010:177-200.

Channin DS, Rubin DL, Kleper V; Dave VV, Mongkolwat P., A Web-based Open Source and Open Access Annotation and Image Markup (AIM) Template Builder: Radiological Society of North America, Chicago, IL November 2010.

Channin DS, Mongkolwat P, Kleper V, Rubin DL. [Computing human image annotation](#)  Presented at Engineering in Medicine and Biology Society, 2009. Annual International Conference of the IEEE. Proceedings:7065-7068.

Channin DS, Mongkolwat P, Kleper V, Rubin DL. [The Annotation and Image Mark-up Project](#)  Radiology. 2009;253:590-592.


Channin DS, Mongkolwat P, Kleper V, Sepukar K, Ruben DL. [The caBIG™ annotation and image markup project](#)  J Digit Imaging. 2010;23(2):217-225.

Collins J.D., Kleper V., Talbot S., Carr J.C., Mongkolwat P.; Quantitative Cardiac MR and Thoracic MRA Reporting with caBIG Annotation and Imaging Markup (AIM) to Record Longitudinal Imaging Findings in Patients with Aortic Valve Disease; Radiological Society of North America, Chicago, IL November 2012.

Collins, J.D., Kleper V.; Talbot, S.; Carr, J.C., Mongkolwat, P., Quantitative Cardiac MR and Thoracic MRA Reporting with National Cancer Informatics Program (NCIP) Annotation and Imaging Markup (AIM) with Integrated Logic Case Report Form; Radiological Society of North America, Chicago, IL December 2013.

Flanders A.E., Freymann J.B., Kirby J; Wintermark M, Hammoud D.A., Holder C.A., Mongkolwat P., et al.; Coordination of Multicenter Image Evaluation Using Open Source Tools and the Annotation and Imaging Markup (AIM) Data Service: ; Radiological Society of North America, Chicago, IL November 2010.


Flanders A.E., Kirby J; Freymann J; Mongkolwat P; Carl Jaffe C Carl; Siegel E; Feasibility of Multicenter Research Clinical Image Evaluation Using Open Source Tools and the Annotation and Imaging Markup (AIM) Data Service: Society for Imaging Informatics in Medicine (SIIM), Orlando, FL, June 2012.


Garcia Ruiz M, Garcia Chavez A, Ruiz Ibanez C, et al. [mantisGRID. A grid platform for DICOM medical images management in Colombia and Latin America](#) ; J Digit Imaging. E-published on February 3, 2010, ahead of print.

Gutman D.A., Cooper L. AD, S. Hwang S.N., Holder C.A., Gao D., Aurora T.D., Dunn Jr. W., Wintermark M, Scarpace L., Huang E., Jilwan M., Mikkelsen T., Jain R., Clifford R.J., Raghavan P., Hammoud D., Mongkolwat P., Freymann J., Moreno C., Kirby J., Krishnan A., Jaffe C., Dehkharghani S., Colom R., Saltz J., Flanders A., Brat D.J., MR Imaging Predictors of Molecular Profile and Survival: A Multi-Institutional Study of the TCGA Glioblastoma Data Set: Radiology, March 2013.

Hinger A, Pham D, Mongkolwat P, Butman J; Implementation of the NINDS Traumatic Brain Injury Common Data Elements using caBIG@ AIM Model; 17th Annual Meeting of the Organization for Human Brain Mapping, Quebec City, Canada, June 2011.


Kahn CE, [Effective metadata discovery for dynamic filtering of queries to a radiology image search engine](#) ; J Digit Imaging. 2008;21(3):269-273.

Kahn CE, Langlotz CP, Burnside ES, Carrino JA, Channin DS, Hovsepian DM, Rubin DL. [Toward best practices in radiology reporting](#) ; Radiology. 2009; 252:852-856.


Kahn CE Jr, Langlotz CP, Channin DS, Rubin DL. [Informatics in radiology: An information model of the DICOM standard](#) ; RadioGraphics. 2011;31:295-304.

Keator DB. [Management of information in distributed biomedical collaboratories](#) ; Methods Mol Biol. 2009;569:1-23.

Kleper V., Flanders A.E., Channin D.S., Mongkolwat P., An Approach to Structured Reporting in Clinical Research: D L Rubin, MD, Stanford, CA; PhD; Radiological Society of North America, Chicago, IL November 2010.

Korenblum D, Rubin D, Napel S, Rodriguez C, Beaulieu C. [Managing biomedical image metadata for search and retrieval of similar images](#) ; J Digit Imaging. E-published on September 16, 2010, ahead of print.

Levy M, Rubin DL. [Tool support to enable evaluation of the clinical response to treatment](#) ; AMIA Annu Symp Proc. 2008:399-403.

Levy MA, O'Connor MJ, Rubin DL. [Annotation and image markup: Accessing and interoperating with the semantic content in medical imaging](#) ; Intell Syst IEEE. 2009;24(1):57-65.

Mendelson DS, Bak PRG, Menschik E, Siegel [Image exchange: IHE and the evolution of image sharing](#) ; RadioGraphics. 2008;28:1817-1833.

Mongkolwat P, Channin D.S., V. Kleper, Rubin D.L.; The caBIG(TM) Annotation and Image Markup (AIM) 3.0 and AIM Template; The 2010 caBIG@ Annual Meeting "Building a Collaborative Biomedical Network," Washington DC, September 2010.

Mongkolwat P, Channin D.S., Kleper V; Rubin D.L., The caBIG™ Annotation and Image Markup (AIM) Template Creator for AIM Version 3.0; ; NIH Research Festival, Bethesda, MD, October 2010.

Mongkolwat P, Channin D.S., Kleper V, Rubin D, An Open Source and Open Access caBIG@ Annotation and Image Markup (AIM) Template Builder: Radiographics, July-August;32(4):1223-32 2012.

Mongkolwat P., Channin, D.S., Kleper V.; Levy, M., Rubin, D.L.; The caBIG® Annotation and Image Markup (AIM) Version 4.0 (Working Draft, Cum Laude Award): Radiological Society of North America, Chicago, IL November 2011.

Mongkolwat P., Kleper, V., Talbot, S., Young, N., Flanders A.E.; Using the caBIG® Annotation and Imaging Markup (AIM) Template to Capture and Generate AIM Information Objects for Imaging Research and Reporting for the Clinical Use; Radiological Society of North America, Chicago, IL November 2011.


Mongkolwat P., Rubin D., Kleper, V., Talbot, S., Chen, J., Knight, N., Siegel, E.; The caBIG® Annotation and Image Markup (AIM) Version 4.0 and AIM Template Enterprise Service (ATES) for Annotating Images: NIH Research Festival, Bethesda, MD, October 2012.

Mongkolwat, P., Talbot, S., Young, N., Kleper, V.; An Open Source Implementation of the caBIG® Annotation and Image Markup (AIM) Version 4.0 on an Open Source Imaging Workstation Using the caBIG® AIM 4.0 Programming Library; Radiological Society of North America, Chicago, IL November 2012.


Mongkolwat, P., Rubin, D.L., Kleper, V., Chen, J.J., Siegel E.L.; Structured Reporting with the caBIG® Annotation and Image Markup (AIM) Template Builder for AIM Version 4.0; Radiological Society of North America, Chicago, IL November 2012.


Mongkolwat, P., Talbot, S., N. Young, V. Kleper, Understanding and Using National Cancer Informatics Program (NCIP) Annotation and Image Markup (AIM) Software Products; Radiological Society of North America, Chicago, IL December 2013.

Mongkolwat, P., Kirby, J., Kleper, V., Structured Annotation and Image Markup (AIM) Template and Toolsets: Hands-on Workshop; Radiological Society of North America, Chicago, IL December 2013.

Napel S, Beaulieu CF, Faruque JS, Rodriguez C, Korenblum D, Cui J-Y, Xu J, Gupta A, Greenspan H, Tye G, Rubin DL; [Content-based image retrieval: portal venous CT of liver lesions](#) ; presented at the 2010 Annual Meeting of the Society for Imaging Informatics in Medicine.

Napel SA, Beaulieu CF, Rodriguez C, Cui J, Xu J, Gupta A, Korenblum D, Greenspan H, Ma Y, Rubin DL. [Automated retrieval of CT images of liver lesions on the basis of image similarity: Method and preliminary results](#) ; Radiology. 2010;256:243-252.

Opulencia P, Channin DS, Raicu DS, Furst JD. [Mapping LIDC, RadLex™, and lung nodule image features](#) ; J Digit Imaging. E-published on March 23, 2010, ahead of print.

Oster S, Langella S, Hastings S, Ervin D, Maduri R, Phillips J, Kurc T, Siebenlist F, Covitz P, Shanbhag K, Foster I, Saltz J. [caGrid 1.0: an enterprise Grid infrastructure for biomedical research](#) ; JAMIA. 2008;15:138-149.

Pham, D., Mongkolwat, P., Talbot, S., Kleper, V.; Carroll, T.J., Butman, J.A.; Using National Institute of Neurological Disorders and Stroke (NINDS) Common Data Elements (CDEs) and caBIG® Annotation Image Annotation (AIM) to Record Longitudinal Imaging Findings in Traumatic Brain Injury (TBI); Radiological Society of North America, Chicago, IL November 2012.


Pham D., Chou T., Talbot S., Kleper V., Mongkolwat P., Butman J.; Electronic Generation of Structured Radiology Report Forms using NCIP AIM; National Capital Area TBI Research Symposium 2013, Bethesda, MD, April 2013.


Pham D., Chou T., Talbot S., Kleper, V., Mongkolwat P., Butman, J., AIM: An Open Source Software Platform for Electronic Entry and Management of TBI Imaging Findings; Neurotrauma 2013 Symposium in Nashville, Tennessee August 2013.


Pham, D.L., Mongkolwat, P., Talbot, S., Kleper, V., Butman, J.A., Extending Annotation and Image Markup (AIM) Enabled Imaging Workstation for Traumatic Brain Injury (TBI) Research, Radiological Society of North America, Chicago, IL December 2013.

Rubin DL, Beaulieu C, Rodriguez C, Korenblum D, Napel S. [Tools to support incorporating semantic annotation and markup of images, and query for image attributes, into research/clinical workflow](#) ; Presented at the 2009 Annual Meeting of the Society for Imaging Informatics in Medicine.

Rubin DL, Mongkolwat P, Channin DS. [A semantic image annotation model to enable integrative translational research](#) ; 2009 AMIA.

Rubin DL, Mongkolwat P, Kleper V, Supekar K, Channin DS. [Annotation and image markup: Accessing and Interoperating with the semantic content in medical imaging](#) ; Intell Syst IEEE. 2009;24(1):57-65.


Rubin DL, Mongkolwat P, Kleper V, Supekar K, Channin DS. [Medical imaging on the Semantic Web: Annotation and image markup](#) ; Presented at the 2008 Spring Symposium of the American Association for Artificial Intelligence.


Rubin DL, Napel S. [Imaging informatics: Toward capturing and processing semantic information in radiology images](#) ; IMIA Yearbook Med Informatics. 2010:34-42.


Rubin DL, Rodriguez C, Shah P, Beaulieu C. [iPad: semantic annotation and markup of radiological images](#) ; AMIA Annu Symp Proc. 2008;626-630.

Siegel E. MOE 213 A 03: [The Cancer Biomedical Informatics Grid---A tremendous resource for research and clinical care](#) ; Med Phys. 2009;36(6).

Teistler, M., Bott O.J., Seibert J., Brunberg, J.A., Mongkolwat, P., Collins, J.D., et al., Enhancing the Image Interpretation Process: Utilizing 3D Game Controllers for Efficiently Navigating through 2D, 3D and 4D CT, MR and PET Images; Radiological Society of North America, Chicago, IL December 2013.

Temal L, Dojat M, Kassel G, Gibaud B. [Towards an ontology for sharing medical images and regions of interest in neuroimaging](#) ; J Biomed Informatics. 2008;41(5):766-778.

Wang F, Kurc T, Widener P, Pan T, Kong J, Cooper L, Gutman D, Sharma A, Cholleti S, Kumar V, Saltz J.; [High-performance systems for in silico microscopy imaging studies](#) ; Emory University Center for Comprehensive Informatics Technical Report. August 2, 2010.

Wang F, Pan T, Sharma A, Saltz J. [Managing and querying image annotation and markup in XML](#) ; 2010, Society of Photo-Optical Instrumentation Engineers.