


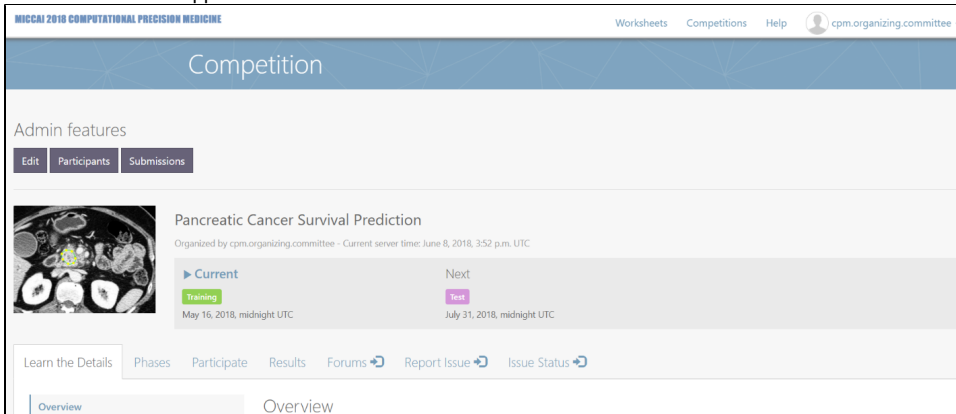
Tracking Issues

Administrators are able to track issues and change the status of issues.

1. Log in to the challenge management system.

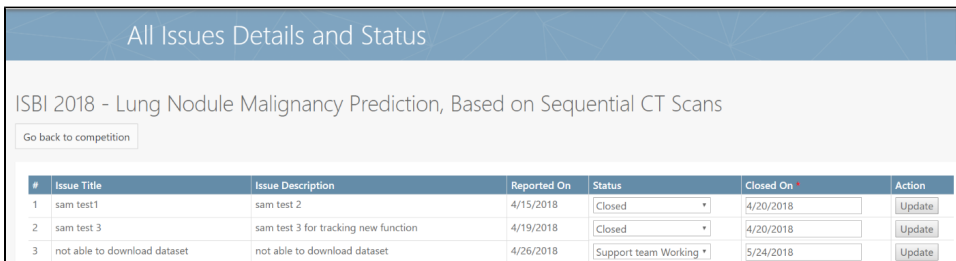
 You must log in to see the Report Issue and Issue Status options.

The admin features appear.



The screenshot shows the admin interface for a competition. At the top, it says 'MICCAI 2018 COMPUTATIONAL PRECISION MEDICINE' and 'Competition'. Below that, there are tabs for 'Admin features', 'Edit', 'Participants', and 'Submissions'. The main content area shows the competition title 'Pancreatic Cancer Survival Prediction' and a small image of a CT scan. Below the title, there are 'Current' and 'Next' phases with their respective dates and times. At the bottom, there are links for 'Learn the Details', 'Phases', 'Participate', 'Results', 'Forums', 'Report Issue', and 'Issue Status'.

2. Click **Issue Status** to see a list of all issues, their details, and their status.



The screenshot shows the 'All Issues Details and Status' page for the 'ISBI 2018 - Lung Nodule Malignancy Prediction, Based on Sequential CT Scans' competition. It features a table with columns for '#', 'Issue Title', 'Issue Description', 'Reported On', 'Status', 'Closed On', and 'Action'. There are three rows of issues listed.

| # | Issue Title | Issue Description | Reported On | Status | Closed On | Action |
|---|------------------------------|--------------------------------------|-------------|----------------------|-----------|--------|
| 1 | sam test1 | sam test 2 | 4/15/2018 | Closed | 4/20/2018 | Update |
| 2 | sam test 3 | sam test 3 for tracking new function | 4/19/2018 | Closed | 4/20/2018 | Update |
| 3 | not able to download dataset | not able to download dataset | 4/26/2018 | Support team Working | 5/24/2018 | Update |

An issue's status can be one of the following status types:

- Open
- Closed
- Verified
- Reopen
- Waiting for User Input
- Support team Working