

# Performing a Text Search 6.5

A text search allows for searching of many of the database text fields, DICOM image tag data, and annotation files that are not available in the normal Simple and Advanced searches. For example, you can find all patients associated with the term *glioma*, as shown below.

## To perform a text search

1. On the NBIA home page, click **Text Search** or **Search Images > Text Search**. The Text Search page appears.

### Text Search

Results Per Page: 20

Collection ID	Subject ID	Hit	Total Studies	Total Series	
---------------	------------	-----	---------------	--------------	--

0 patients found, displaying Page 0 / 0.

2. Select the number of search results per page the search will return.
3. In the box at the top of the page, enter a text string.  
Use Lucene [conventions](#) for wildcards. Do not use colons as NBIA automatically filters them from the criteria. Lucene designates colons as fields. Since the text search searches all fields, colons are not necessary.
4. Click **Submit**.  
The search results appear.

### Text Search

Results Per Page: 20

Collection ID	Subject ID	Hit	Total Studies	Total Series	
GBM Avastin	001	Additional Patient History: glioma	19	112	
GBM Avastin	035	Additional Patient History: ANA GLIOMA	17	112	
GBM Rembrandt	E09232	Additional Patient History: GLIOMA	3	21	
GBM Rembrandt	E09262	Additional Patient History: glioma	1	1	
GBM Rembrandt	E09264	Additional Patient History: oligodendroglioma	1	10	
GBM Rembrandt	E09645	Additional Patient History: GLIOMA	1	3	
GBM Rembrandt	E09803	Additional Patient History: MIXED GLIOMA	2	10	
GBM Rembrandt	E09819	Additional Patient History: GLIOMA	1	7	
GBM Rembrandt	E09869	Additional Patient History: GLIOMA	2	6	
GBM Rembrandt	E09890	Additional Patient History: glioma	2	11	
GBM Rembrandt	E10260	Additional Patient History: glioma	2	13	
VASARI	HF1156	Admitting Diagnosis Description: R/O FRONTAL GLIOMA	1	9	
VASARI	HF1227	Admitting Diagnosis Description: PRE OP FOR GLIOMA	1	10	
VASARI	HF1307	Additional Patient History: R.TEMPORAL GLIOMA	1	12	
VASARI	HF1587	Additional Patient History: FRONTAL GLIOMA	1	10	
VASARI	HF1852	Additional Patient History: LT. TEMPORAL GLIOMA	3	23	
TCGA	TCGA-08-0145	Code Meaning: Serial Eigen/MRS Imaging in Glioma Therapy, IRB # 439 (TVP)	1	10	
TCGA	TCGA-08-0244	Additional Patient History: GLIOMA	1	4	
TCGA	TCGA-08-0348	Additional Patient History: GLIOMA	1	4	
TCGA	TCGA-08-0349	Additional Patient History: LT FRONTAL GLIOMA	1	7	

23 patients found, displaying Page 1 / 2.

**1**




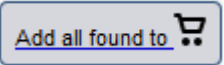


## Navigation Tips

- Click the down arrow next to a column title to sort the column by that item.
- Click the arrows at the bottom of the table to display the first, previous, next, or last page of results.
- Click the page number links to move to a specific page of results.

The following table describes each item in the search results table.

Search Result	Description
Collection ID	Collection identifier
Subject ID	Click the Subject ID to view all study images for this subject in a DICOM web viewer, a single series' thumbnails, or the DICOM header for the first image in the series. See <a href="#">Search Results (Studies for Subject)</a> .
Hit	The field in the study where the text string you entered as your search criteria appears.
Total Studies	Total number of studies for the subject

Total Series	Total number of image series for the subject
	<p>Add the images for a single series or the entire study to your data basket. When you have marked a record for addition to the data basket, it is highlighted in yellow.</p> <ul style="list-style-type: none"> <li>Click  to select the record and  to clear it.</li> <li>To mark <i>all</i> records in the search results as records you want to add to your data basket, click the basket icon in the column header or click .</li> </ul> <p>For more information, see <a href="#">Managing the Data Basket</a>.</p>