

Cancer Imaging Program


The mission of the **Cancer Imaging Program (CIP)**, National Cancer Institute, is to promote and support:

- Cancer-related basic, translational, and clinical research in imaging sciences and technology, and
- Integration and application of these imaging discoveries and developments to the understanding of cancer biology and to the clinical management of cancer and cancer risk.

Visit [the official CIP website](#) to learn more.

Related Pages

- [Biomedical Image Archives](#)
- [CIP TCGA Radiology Initiative](#)
- [NCI-CDISC Imaging CRF Project](#)

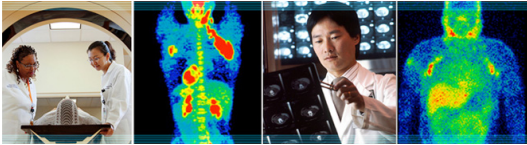


NATIONAL CANCER INSTITUTE
DCTD Division of Cancer Treatment & Diagnosis

Home | Sitemap | Contact CIP

CIP Cancer Imaging Program

HomeAbout CIPResearch FundingPrograms & ResourcesClinical TrialsInformaticsNews & EventsImaging Basics



The mission of the **Cancer Imaging Program**, National Cancer Institute, is to promote and support: Cancer-related basic, translational and clinical research in imaging sciences and technology, and integration and application of these imaging discoveries and developments to the understanding of cancer biology and to the clinical management of cancer and cancer risk. [more >](#)

Programs & Resources

The Cancer Imaging Archive
A large archive of medical images of cancer accessible for public use. Images for imaging-genomics research and the LIDC/IDRI collections are archived here.

Quantitative Imaging for Evaluation of Responses to Cancer Therapies (QIN)
CIP-supported network promoting quantitative imaging methods.


CIP IND Directory
The CIP IND Directory is a centralized resource to facilitate the sharing of IND information

IND Regulatory & Manufacturing Resources
Tracer synthesis resources for Investigational New Drug Applications (IND) imaging agents held by the Cancer Imaging Program, including Production Documents and Investigator's Brochures.

Current Funding Opportunities in Imaging or Imaging-Related Topics
Compilation of current Funding Opportunities from CIP and other NCI/NIH Initiatives.

[View All Programs & Resources](#)

About the Associate Director



Paula M. Jacobs, PhD, joined NCI after 30 years in the pharmaceutical and medical device industries, where she was a key developer of ultrasmall superparamagnetic iron oxide drugs as magnetic resonance imaging agents and iron replacement therapeutics. She became Deputy Associate Director of DCTD responsible for CIP in 2009, Acting Associate Director in 2011, and named Associate Director in 2012. [More...](#)

News and Announcements

The public cancer radiology imaging collections of The Cancer Imaging Archive

CIP/ NCI Workshop Report - Regulatory Aspects of Optical Methods and Exogenous Targets for Cancer Detection

Quantitative Imaging Tools and Methods for Cancer Therapy Response Assessment (UG3/UH3)

Quantitative Imaging Tools and Methods for Cancer Response Assessment (U01)

Data Science Bowl Launched to Improve Lung Cancer Screening

CIP Holds Workshop on Immune Modulation Therapy and Imaging

NCI Holds Workshop on Regulatory Pathways for Clinical Use of Optical Imaging

CIP Instrumental in Research Leading to FDA Approval of F-18-Fluciclovine

Obituary for Larry Clarke, Ph.D., Branch Chief, Imaging Technology Branch

[View All](#)

Contact Us

Cancer Imaging Program
National Cancer Institute
Division of Cancer Treatment and Diagnosis
9609 Medical Center Drive
Bethesda, MD 20892-6725
Delivery: Rockville, MD 20850
Phone: 240-276-6510
Fax: 240-276-7890