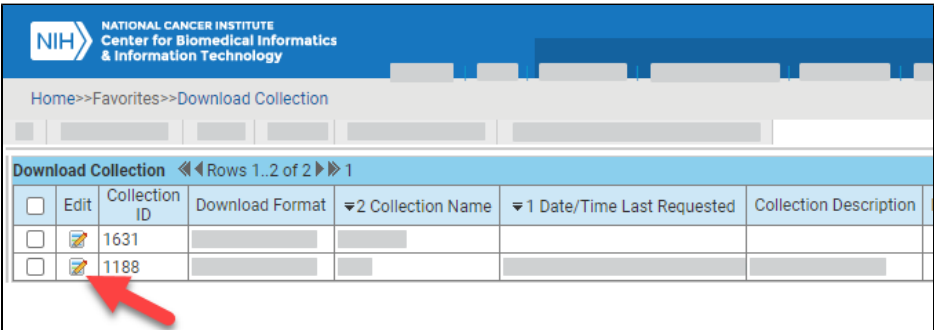


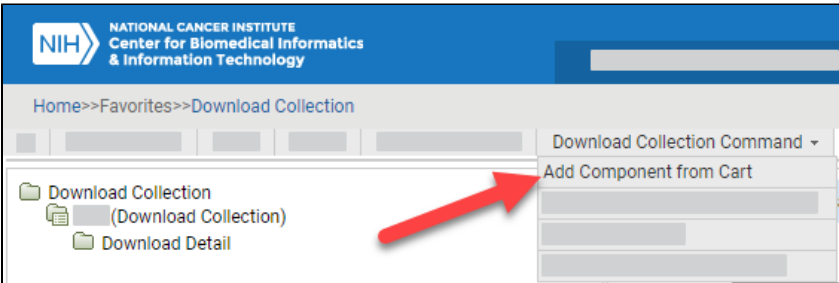
Adding Items to a Collection via the Cart

You can add items to a collection.

1. Search for the collection of interest, as described in [Searching for Collections](#). The system lists all collections that match your criteria.



2. Click the edit icon for the collection you want to modify. A tree view and information panel appear.

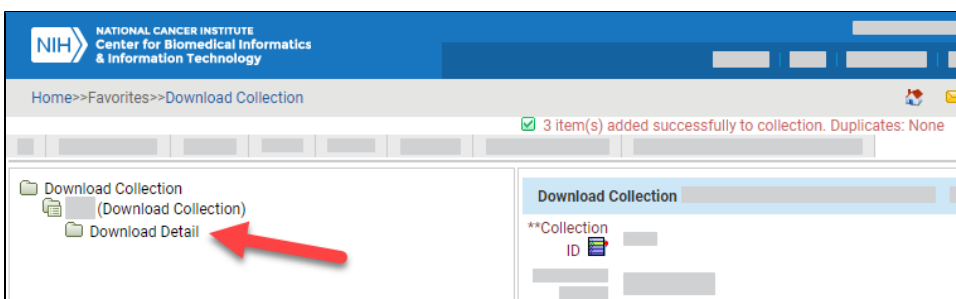


3. Select **Download Collection Command > Add Component from Cart**, or **Add Component from Guest Cart**, or **Add Component from Named Cart**.
4. Select a cart from the **User Cart List** and click **Next**. A dialog box appears, listing all items in your cart that match the Collection Type (as described in [Adding Items to a Cart](#)).

The screenshot shows the NIH National Cancer Institute Center for Biomedical Informatics & Information Technology interface. The breadcrumb trail is 'Home>>Favorites>>Download Collection'. Below the breadcrumb, there is a table titled 'Add' with 6 columns: 'Public ID', 'Version', 'Long Name', 'Short Name', and 'Registration Status'. The table has 12 rows of data. A red arrow points to the 'Add' button (a small square with a plus sign) in the first column of the first row.

Public ID	Version	Long Name	Short Name	Registration Status
42	1.00		38	
42	2.00		38	
32	1.00		29	
32	1.00		29	
33	1.00		29	
32	1.00		29	
66	1.00		59	
66	1.00		59	
67	1.00		60	
69	1.00		62	
39	1.00		35	

5. Select one or more items from the cart. Click **Add**. (Do not press Enter or Return on your keyboard.) The system adds each item you specified to the collection. The system also displays a confirmation message at the top of the page, indicating how many items you have added, and lists the Duplicate IDs that were already in your Collection.



6. In the tree panel, click **Download Detail**. The system lists all of the items that you have added to the collection.

Download Detail ◀ Rows 0..0 of 0 ▶ 1					
<input type="checkbox"/>	View	Component Type	Public ID	Version	Component Long Name
<input type="checkbox"/>		Form	3284264	1.00	Subject Enrollment
<input type="checkbox"/>		Form	6601147	1.00	Enrollment
<input type="checkbox"/>		Form	6601262	1.00	Patient Eligibility
<input type="checkbox"/>		Form	6753723	1.00	Histology and Disease

To request download of this collection, refer to [Requesting Generation of a Download](#).