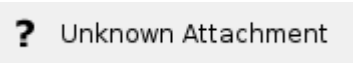
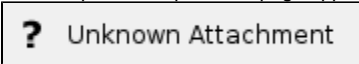


Searching for a Template Group 1.0

When you search the AIM Template Service for a template group that you want to modify in ATB, you import it at the same time. You do not have to take a separate step to download the template group. Once you find the template group in the search results, click it to begin using it in ATB.

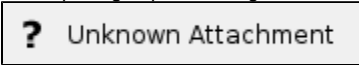
- 1. Click the Template Groups tab.
- 2. Below the left panel, click  and then select **Search**.
The Template Group Search page appears.



- 3. Narrow your search by entering information into the fields. If you do not enter any information into the fields, all template groups available in ATS appear, and it may take longer to see the results of your search. The following fields are available.

Field	Description
Container Name	Template group name
Container Description	Template group description
Container Author	Person who created the template group in the AIM-enabled application
Disease	Disease that is the topic of the templates in the template group
Body Part	Body part that is the topic of the templates in the template group

- 4. Click **Search**.
All template groups matching the search criteria you entered appear.



- 5. Click the name link for a template group.
The AIM template file opens in ATB. The template group name appears in your local template groups tab.