
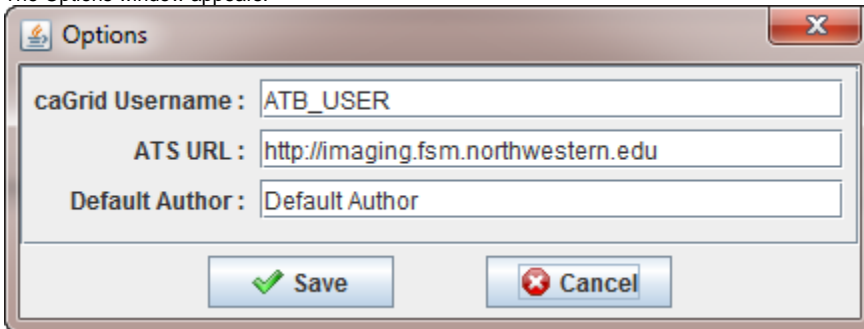


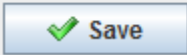
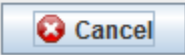
# Configuring ATB for Publishing 2.0

You must configure ATB so that it can find the AIM Template Service and include the appropriate user name in an AIM template. The AIM Template Service is web service that can be used to store, search, and retrieve AIM template XML documents.

1. Click the **Settings** button (  ).  
The Options window appears.

A screenshot of the 'Options' dialog box. The dialog has a title bar with a close button (X). Inside, there are three text input fields: 'caGrid Username' with the value 'ATB\_USER', 'ATS URL' with the value 'http://imaging.fsm.northwestern.edu', and 'Default Author' with the value 'Default Author'. At the bottom, there are two buttons: 'Save' with a green checkmark icon and 'Cancel' with a red X icon.

caGrid Username :	ATB_USER
ATS URL :	http://imaging.fsm.northwestern.edu
Default Author :	Default Author

2. Change the **caGrid Username** value to the name you used when you registered for your caGrid account. You must [have a caGrid account](#) to publish templates to the ATS.
3. Change the **ATS URL** value to the server where the AIM Template Service you will use is located. If you are not hosting your own AIM Template Service instance, the URL is <http://imaging.fsm.northwestern.edu>.
4. Confirm or change the **Default Author**. The default author's name appears in the metadata of any object you create in ATB.
5. Click **Save**.