




Creating a Characteristic Quantification 1.0

- 1. [Add a template component](#) of the Imaging Observation or Anatomic Entity type.
- 2. [Add a characteristic to a template component](#) of the Imaging Observation or Anatomic Entity type.
- 3. [Add an allowed term](#) to the characteristic.
- 4. Right-click the allowed term and select **Create Characteristic Quantification** ( Unknown Attachment).
- 5. In the panel on the right, enter a name for the characteristic and select [Annotator Confidence](#), if that attribute applies to the template component.
- 6. Click **Save**.
- 7. Create a characteristic quantification type. The options include [Non Quantifiable](#), [Scale](#), [Numerical](#), [Quantile](#), and [Interval](#). Except for the Non Quantifiable type, which can always be added, you cannot create more than one type for a single allowed term.

 **Note**

Delete any quantification from an allowed term by right-clicking it and selecting  Unknown Attachment .